

The Oase logo features the word "Oase" in a dark blue, sans-serif font. A small, stylized teal leaf icon is positioned above the letter 'e'.

Oase

LIVING WATER

# Outside

---

WATER & GARDEN/DRAINAGE & IRRIGATION  
2022/2023 CATALOGUE





# OASE – for the flow of life.

---

For decades, our name has stood for sparkling ideas in water design: from compact aquariums to large swimming ponds to fountain systems in the OASE Professional range. For the past 15 years, our brand has been visually identified by our logo with its characteristic water droplets.

OASE has changed tremendously during this time. Our aspirations and our product range have expanded. We constantly develop ideas for new products and categories, all of which we design according to the OASE principles of expertise and quality. You will see and feel it: when designing small or large water environments, all OASE ideas flow together to form a stream of possibilities.

**We create the right flow** – starting from now, we will invoke our vision using this powerful motto. It encapsulates our inventive spirit and passion for water.

This is how we unify the long-established OASE quality and the new OASE attitude, both notionally and visually. This feeling describes our fascination with water, the desire to design and the diverse perceptions of water as a habitat, retreat, source of inspiration or meeting point.

Our newly designed brand logo also expresses this passion. The bubbling drops have now merged into one powerfully flowing wave – the OASE Flow. An expression of energy that we constantly aspire to with our vision and product range.

Discover it for yourself!



Sincerely,

Thorsten Muck  
Chief Executive Officer

We create the  
right flow.





Our motto "We create the right flow" gets right to the heart of our purpose. With this in mind, our cooperation with our customers, suppliers and each other is guided by strict values and guidelines – consistently focussed on the needs of our customers.

We demand the same standards from our system and product solutions:

exact and precise.

# Our values



A close-up photograph of a hand with a single drop of water falling from the index finger into a body of water. The background is a blurred natural setting with green foliage and a body of water. A large cyan shape is overlaid on the bottom left of the image.

# Living Water

Here at OASE we've always had a passion for water and for aquatic environments and design that meet the highest possible standards of technical precision – ever since 1949. Our company values still help us to set the right standards in search of the best solution. We supply innovative productions and smart products, of the highest quality and greatest convenience, all from a single source – for creative water compositions in gardens and aquariums and for fountain technology and water technology from our professional range. This is what we mean by "Living Water".



## With water, we are truly in our element.

We give water form, we design habitats with the element of life and we improve its quality with essential solutions for our customers. We create, develop, produce, test, market and improve our product range. In doing so, we never stand still, like the water around which all our actions revolve, always searching for the right flow.





# Emotional developers

At OASE, developing and manufacturing first-class products is the means to the true end: staging underwater living spaces and touching, moving and inspiring our customers. To this end, our specialists work together across different departments to find the best solution – with expertise, creativity and passion.

The result? Energy-efficient innovations and top-quality, smart solutions. We regularly analyse our solutions in our own test laboratory. We make no room for compromises, ensuring we stick to the OASE quality promise.

More information on the Top 100 Innovator awards can be found at:

[www.oase.com/en/topinnovator](http://www.oase.com/en/topinnovator)





# Sustainability

Maximum environmental responsibility and sustainability are our priority in everything we do. Our products are adapted perfectly to the biology of the water, run especially energy efficiently and are manufactured in the most environmentally friendly way possible. OASE also promotes and supports natural recycling processes. Along with climate-neutral printing of our packaging and product catalogues, our German locations have been run exclusively on green energy since 2020.



## NO PLASTIC

As a globally active company, we attach great importance to reducing plastic waste. As part of our internal "NoPlastic" initiative, OASE employees review all packaging and reduce any excessively used material. This is a continuous process in which we are coming closer to our goal of avoiding unnecessary plastic with every step we take. OASE is also part of the dual system, holds a licence for the Green Dot and supports the systematic recycling of packaging waste.



A circular inset image on the left side of the page shows an underwater scene with several jellyfish swimming in clear blue water.

## PRO

All OASE products are developed and produced to the highest quality standards. For us, they are not just products – our aim is to combine innovative solutions, the highest quality and above all pure convenience in one product. And all this from a single source. We regularly analyse our products in our own test laboratory. We never compromise to ensure that we stay true to the OASE commitment to quality.

The products marked with PRO set new standards and form the latest generation of innovations. This helps you to find the most innovative OASE products at a glance. Our developers have equipped these products with special properties or made them even easier to use. Enjoy total convenience of the highest level.

# New from OASE

## DYNAMIX – vital power for your fish



The pond fish food with a triple effect. Eating a healthy, balanced diet has long been a trend among people. However, more and more pet owners are now turning to high-quality food that has been specially developed to promote the well-being of their animals too.

So now is exactly the right time to offer your customers the possibility of giving

their pond fish well-balanced nutrition:

OASE DYNAMIX is an innovative complete food with a triple effect that's perfectly suited to the needs of pond fish and their metabolism.

With a wide selection of attractive products, the power of the OASE brand and a contemporary sales story that appeals to the nutritionally conscious target group, OASE DYNAMIX brings a

vibrant and innovative new look to the shelves.

With OASE DYNAMIX, you can offer the perfect solution for all customers who want to feed their pond inhabitants a healthy, balanced diet.

> Get in touch with your OASE contact person for more information.

## The next generation of FiltoClear pressure filters

NEW

OASE has always created high-quality solutions for natural-looking water gardens. FiltoClear is one of the cornerstones of our pond solutions. Now we are taking this long-established pressure filter to a completely new level of quality:

- > Four clearly defined models for pond sizes ranging from 5 to 31 m<sup>3</sup> – with and without fish stock
- > New pull-out mechanism that allows filter sponges to be conveniently cleaned without having to get dirty or disassemble the whole filter
- > New clamping ring to make opening and closing the filter even easier

- > UVC housing with increased UV performance and simple lamp replacement while the filter is running
- > UV cleaning rotor automatically cleans the quartz glass surrounding the UVC lamp – from FiltoClear 19000 onwards
- > OASE Bypass technology ensures constant water flow and prevents clogging
- > Three filter foams (instead of the two previously) for even more thorough cleaning – from FiltoClear 13000 onwards

- > Robust construction and hard-wearing materials ensure long service life
- > More information can be found from page 192 onwards.





## Smart home – smart relaxing

Digitally controlling various processes in your home is wonderfully practical and doesn't stop at your aquarium or garden pond.

The OASE Control app is the smart way to digitally control and operate the underwater worlds in your home and garden. No matter whether you are on


the go or in a deckchair: the OASE Control app allows you to monitor your pond system or your aquariums or terrariums and control the functions of your devices.

This smart system for monitoring and controlling equipment in aquariums, terrariums or garden ponds is suitable for beginners and experts

alike. Control and operation are made easier through emails or push notifications.


> See the following pages for more information.

Totally smart, inside and out – the areas of application of OASE Control:




OASE Outside

> [www.oase.com/outside](http://www.oase.com/outside)



OASE Inside

> [www.oase.com/inside](http://www.oase.com/inside)



OASE biOrb

> [www.oase.com/biOrb](http://www.oase.com/biOrb)

Download the free OASE Control app now.



DOWNLOAD THE APP NOW

App Store



DOWNLOAD THE APP NOW

Google Play



# New from OASE

## AquaOxy – the quiet aerator

NEW



We know that fish – especially koi – need peace and quiet and a lot of oxygen. The AquaOxy pond aerator is ideal for this kind of application as it enriches the pond water with exactly the right amount of air.

An air diffuser disperses the air in tiny bubbles. This process is almost silent, despite the powerful motor. Its powerful performance makes AquaOxy the perfect complement to the OASE ProfiClear Premium filter system and

the AquaMax Eco Titanium pond pump.

> More information can be found from page 222 onwards



NEW

## EasyFol – the durable all-rounder

If your project calls for convenience and time efficiency, then the EasyFol pond liner made from environmentally friendly rubber is the perfect choice. It is characterized by its excellent stretchability and flexibility and the talcum-free surface allows it to be glued down straight away, with no need to clean it first. It brings the best OASE quality to your pond, withstanding environmental influences and demonstrating an exceptionally high level of durability.

> More information can be found from page 76 onwards



NEW


## Cube – powerful look with a timeless elegance

The new design cubes have a fascinating, raw look in chic Corten steel. Its powerful look contrasts with the invigorating splashing water that spills out of it. At night, the integrated lighting

bathes the feature in soft light. For those looking to emphasise the charm of this water feature, the Cube can be installed as a floating sculpture (see picture at bottom left). Our new cubes – the time-




less water feature for the stylish garden and design-oriented home owner.

> More information can be found from page 272 onwards







# CONTENTS







## POND CONSTRUCTION

> From page 20

---

## POND PUMPS

> From page 104

---

## FILTERS, UVC CLARIFIERS & AERATORS

> From page 152

---

## WATER FEATURES & WATERFALLS

> From page 230

---

## SMART GARDEN CONTROL SYSTEMS & LIGHTING

> From page 280

---

## PLANTS & DECORATION

> From page 314

---

## POND CLEANING & SKIMMERS

> From page 322

---

## CARE PRODUCTS & FISH MEDICINE

> From page 348

---

## IRRIGATION & DOMESTIC WATERWORKS

> From page 376

---

## DRAINAGE

> From page 412

---

## ACCESSORIES FOR IRRIGATION & DRAINAGE

> From page 434

---

## GOOD TO KNOW

> From page 444

# POND CONSTRUCTION



## POND CONSTRUCTION

### WATER REPLENISHMENT SYSTEM

> [From page 24](#)

### WATER RESERVOIRS

> [From page 26](#)

### WATER RESERVOIR ACCESSORIES

> [From page 29](#)

### PRE-FORMED PONDS

> [From page 33](#)

### WATERCOURSE ELEMENTS

> [From page 36](#)

### HOSES & CONNECTORS

> [From page 50](#)

### ASSEMBLY MATERIAL

> [From page 58](#)

### LINER SHEET

> [From page 65](#)

### SWIMMING PONDS

> [From page 82](#)

---

### POND CONSTRUCTION AT A GLANCE

 > [From page 22](#)

### SELECTION GUIDE FOR SWIMMING PONDS

 > [From page 84](#)

Further information  
is available at:  
[www.oase.com/en/  
pond-construction](http://www.oase.com/en/pond-construction)



# POND CONSTRUCTION AT A GLANCE

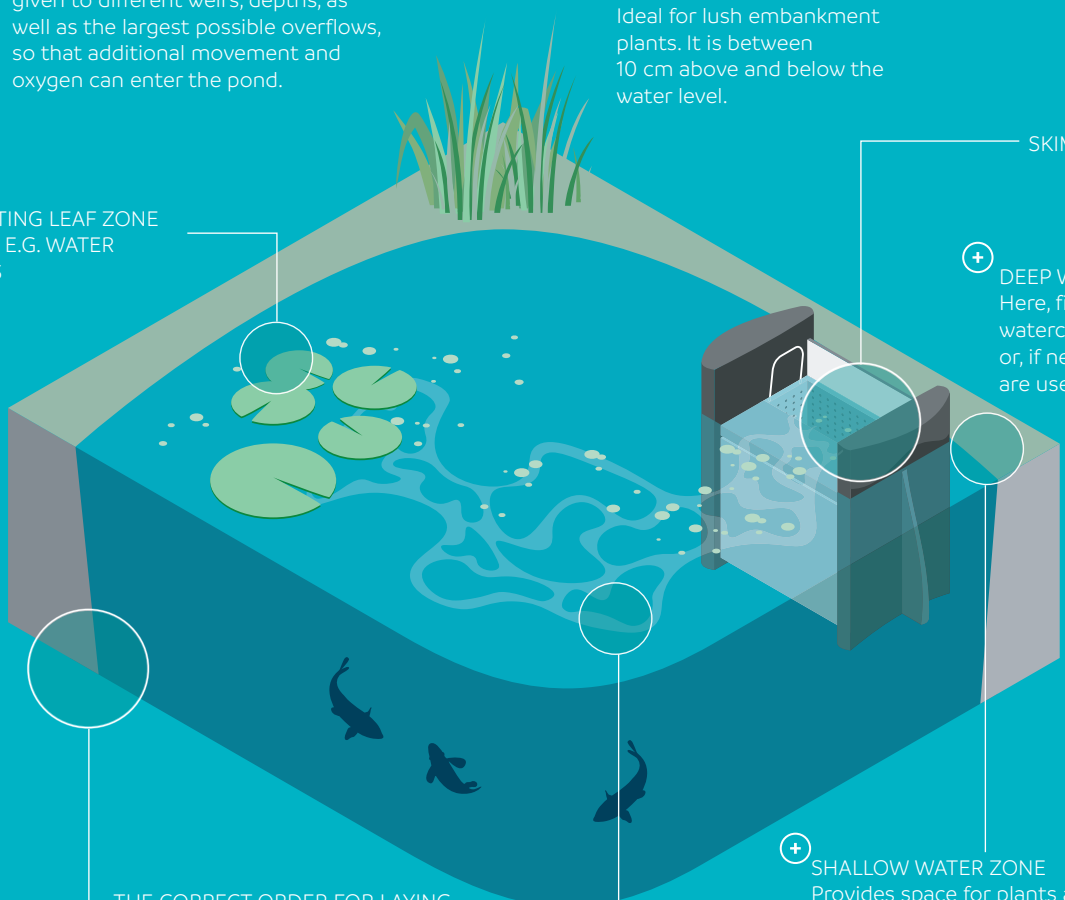
**i** **RECOMMENDATION** The movement of water through watercourses and waterfalls also supplies the pond with necessary oxygen. The material excavated from the garden pond can be used to create a watercourse or waterfall. If possible, gradients in a watercourse should not be steeper than 40%.

**+** **WATERCOURSES (OPTIONAL)** When selecting the location for the watercourse, consideration should be given to different weirs, depths, as well as the largest possible overflows, so that additional movement and oxygen can enter the pond.

**+** **SWAMP ZONE**  
Ideal for lush embankment plants. It is between 10 cm above and below the water level.

**FLOATING LEAF ZONE WITH E.G. WATER LILIES**

**+** **DEEP WATER ZONE**  
Here, filter pumps and watercourse pumps or, if necessary, pond drains are used.



**THE CORRECT ORDER FOR LAYING A LINER:**



1. Pond fleece
2. Pond liner
3. Stone liner (optional)

**+** **SHALLOW WATER ZONE**  
Provides space for plants and microorganisms and thus makes an important contribution to the nutrient reduction in the pond.

It is about 10–40 cm deep and should be as wide as possible.

**FILTER- AND WATERCOURSE**

# Step by step with products from OASE



- 1 **Location:** The right location for the garden pond should be semi-shaded; 4–6 hours of sunshine a day are ideal.
- 2 **Pond outline:** First, mark the pond outlines with sand. The various depth zones are also marked with sand.
- 3 **Depth zones & pond edge:** Shape the various depth zones with filling sand. You can then install the OASE pond edge system.
- 4 **Measurement of liner and fleece:** Then the required length of the fleece and the pond liner is generously dimensioned with a cord.

- 5 **Fleece:** After excavation, the trough is first lined with a fleece for protection against the penetration of roots and stones.
- 6 **Liner and stone liner:** The liner is then carefully laid. Stone liner is particularly suitable for a natural design at the edge area.
- 7 **Planting of flat areas:** Coconut mats are laid out for planting flat areas. They allow plants to optimally hold on with their roots.

- 8 **Planting of steep areas:** Steeper sections are planted with the help of embankment bags. First, weigh these down with large stones, for example, to insert the plants.
- 9 **Pond technology:** Read the instructions for use when installing the OASE pond technology.
- 10 **Pebbles and water:** After the pebbles, the water goes in the pond: half of it first, and only when the liner has completely settled is it completely filled.
- 11 **Lighting:** For an atmospheric ambience, it is a good idea to think about the appropriate lighting.
- 12 **Done:** The result can be seen.

# ProfiClear Guard— Water replenishment system

## Automatic water replenishment system Safe and practical

### + ADJUSTABLE

The sensor sensitivity is adjustable

### + ADJUSTABLE

You can shorten the sensor down to a switching differential of 10 mm

### + ALL INCLUSIVE

The complete set contains a controller, ½" solenoid valve and conductive level detection

### + PLEASE NOTE

The servo-controlled 230 V brass solenoid valve must be installed in a splash-protected location



### + INCLUDED

The sensor mounting for overhanging borders is included

### + CONVENIENT

Simply mount the controller on the wall

### + INTEGRATED

The switching hysteresis to prevent unwanted refills through waves is included

### + EVERYTHING IN VIEW

LED status display for the solenoid valve

## TECHNICAL DATA

Product	ProfiClear Guard	
Dimensions (L x W x H)	mm	120 x 55 x 111
Rated voltage		230 V / 50/60 Hz
rated voltage – sensor	V	12
Power consumption	W	3
Net weight	kg	2.82
Power cable length	m	2.00
Sensor cable length	m	20.00
Cable length of the valve	m	3.00
Connection	mm	13
Connection		½"
Max. operating pressure	bar	18
Switching differential	mm	25
Guarantee	Years	2
Item no. (GB-Version)		-
<b>Item no.</b>		<b>50951</b>

\*Guarantee valid under the guarantee conditions from OASE. Can be viewed at [www.oase.com/guarantee](http://www.oase.com/guarantee)

# AutoFill Kit – Water replenishment system


## Safe and practical

### + WATER REPLENISHMENT

To maintain the desired water level in pump chambers and water reservoirs

### + STRAIGHTFORWARD

Easy to install and effective



### 1/2" TAP CONNECTION

for connecting to standard garden hoses (included)

### + PRESSURE-RESISTANT

Recommended up to 5 bar water pressure, including 1/2" tap connection

### i NOT SUITABLE

for drinking water pipelines


## TECHNICAL DATA

<b>Product</b>	AutoFill Kit	
Guarantee	Years	2
Item no. (GB-Version)	-	
<b>Item no.</b>	<b>72953</b>	

\*Guarantee valid under the guarantee conditions from OASE. Can be viewed at [www.oase.com/guarantee](http://www.oase.com/guarantee)

# One-piece wall-mounted water reservoirs

Robust reservoirs made from a single cast



**+ STABLE & DURABLE**

Robust reservoirs made from a single cast

**+ STRAIGHTFORWARD**

Quick and easy installation in the garden or terrace area

**+ CONCEALED**

Grooved structure for hoses and cables

**+ INCLUDED**

A Matala filter mat to remove dirt is included

**+ SIMPLIFIED**

Perfect in combination with the manually adjustable Aquarius Universal Classic 600–2000 and Aquarius Universal Premium 3000–6000 water feature pumps. A separate ball valve for regulating the amount of water is not necessary

**+ SEMI-CIRCULAR**

The water reservoirs in two sizes can be installed on walls as an ideal basis for waterfalls

## TECHNICAL DATA


Product		Water reservoir Wall 60	Water reservoir Wall 90
Dimensions (L x W x H)	mm	1118 x 559 x 406	1422 x 610 x 406
Volume in litres	l	125	160
Recommended pump (with Matala filter mat)		AquaMax Eco Classic 17500	
Recommended pump (max. size)		Aquarius Universal Premium 6000	
Guarantee	Years	2	
Item no. (GB-Version)		-	
<b>Item no.</b>		<b>72941</b>	<b>72942</b>

\*Guarantee valid under the guarantee conditions from OASE. Can be viewed at [www.oase.com/guarantee](http://www.oase.com/guarantee)



# One-piece water reservoirs

Robust reservoirs made from a single cast



**+ PROVISIONING PLANS**

Water reservoirs store water inconspicuously and serve as a stable base for decorative water features

**+ PUMP ACCESS**

It makes maintenance work so easy

**+ STRAIGHTFORWARD**

Quick and easy installation in the garden or terrace area

**+ SIMPLIFIED**

Perfect in combination with the manually adjustable Aquarius Universal Classic 600–2000 water feature pumps. A separate ball valve for regulating the amount of water is not necessary

**+ EXTREMELY STABLE**

Up to 550 kg load capacity

## TECHNICAL DATA

Product		Water reservoir 60 square	Water reservoir 80 round	Water reservoir 120 round
Dimensions (L x W x H)	mm	610 x 610 x 254	-	-
Dimensions (Ø x H)	mm	-	813 x 330	1168 x 330
Max. flow rate	l/h	3000	12000	17400
Recommended pump (max. size)		Aquarius Universal Classic 2000	Aquarius Universal Premium 12000	Aquarius Universal Premium 12000, AquaMax Eco Classic 17500
Volume in litres	l	75	120	255
Load capacity	kg	90	180	550
Guarantee	Years		2	
Item no. (GB-Version)			-	
<b>Item no.</b>		<b>72934</b>	<b>72935</b>	<b>72936</b>

\*Guarantee valid under the guarantee conditions from OASE. Can be viewed at [www.oase.com/guarantee](http://www.oase.com/guarantee)

# Water reservoirs

The right size for every water feature



Product	Dimensions (Ø x H) mm	Volume in litres l	Max. edge width mm	Item no.	Item no. (GB-Version)
<b>1.</b>					
Water reservoir WR 60	600 x 400	66	80	37110	-
Water reservoir WR 80	800 x 406	137		37111	
Water reservoir WR 100	1000 x 406	210		37112	
Water reservoir WR 125	1250 x 406	340		37113	
Product		Load capacity kg	Colour	Item no.	Item no. (GB-Version)
<b>2. Support element U-Base</b>					
Support element U-Base		700	Grey	37234	-
Product	Dimensions (Ø x H) mm	Hose connection mm	Hose connection	Item no.	Item no. (GB-Version)
<b>3. Sealing sleeve</b>					
Sealing sleeve TT 1/2"	40 x 38	13	½"	37122	not available in GB!
Sealing sleeve TT 3/4"	45 x 39	19	¾"	37123	
Product	For covering	Service opening with cover	Load capacity kg	Item no.	Item no. (GB-Version)
<b>4. Water reservoir covers</b>					
Water reservoir cover WR-T 60	WR 60	No	300	37115	-
Water reservoir cover WR-T 80	WR 80	Yes		37116	
Water reservoir cover WR-T 100	WR 100			37117	
Water reservoir cover WR-T 125	WR 125			37118	

# Water reservoir accessories

Safe and practical

## TECHNICAL DATA



Product		Splash Mat Wall 60	Splash Mat Wall 90
Dimensions (L x W x H)	mm	1041 x 483 x 30	1346 x 533 x 30
Guarantee *	Years		2
Item no. (GB-Version)			-
<b>Item no.</b>		<b>72943</b>	<b>72944</b>

\*Guarantee valid under the guarantee conditions from OASE. Can be viewed at [www.oase.com/guarantee](http://www.oase.com/guarantee)

## TECHNICAL DATA



Product		Silent Splash 30	Silent Splash 60	Silent Splash 90
Dimensions (L x W x H)	mm	406 x 203 x 38	711 x 203 x 38	1016 x 216 x 38
Guarantee *	Years		2	
Description		Stainless steel splash-protection elements provide formal architectural accents and a modern feel Reduces splashing water and therefore water loss — this is especially important for smaller water reservoirs Ideal in combination with decorative gravel Long service life thanks to robust stainless steel grate and edge		
Item no. (GB-Version)			-	
<b>Item no.</b>		<b>72938</b>	<b>72939</b>	<b>72940</b>

\*Guarantee valid under the guarantee conditions from OASE. Can be viewed at [www.oase.com/guarantee](http://www.oase.com/guarantee)

# Maxima

## Modular block system for storage tanks



**+ MORE IDEAS**

Ideal for constructing collecting basins as well as for sewage chambers or plant filters underneath green areas

**+ DESIGN FREEDOM**

Maxima blocks can be combined easily and quickly, resulting in countless combination possibilities

**+ OPTIMAL SUPPORT**

Also suitable for the design of garden and open-air systems

**+ STORAGE CAPACITY**

Each Maxima block provides 96% of its volume for water storage, thus storing large amounts of water in the smallest space

### TECHNICAL DATA

Load capacity	kg	12500
Guarantee*	Years	2

Product	Dimensions (L x W x H) mm	Volume in litres l	Item no.	Item no. (GB-Version)
Maxima 120	686 x 406 x 445	120	<b>72952</b>	-
Maxima 60	686 x 406 x 222	60	<b>87093</b>	-

\*Guarantee valid under the guarantee conditions from OASE. Can be viewed at [www.oase.com/guarantee](http://www.oase.com/guarantee)

# Pump chamber

Protects and conceals pumps and other accessories



**+ EASY ACCESS**

Pump and tubing always under control and ready to hand

**+ SPACE-SAVING**

Optimal placement and space utilisation with small space requirements

**+ TAILOR-MADE**

Perfectly tailored to the Maxima 60 water reservoir system



**+ ROBUST**

Like the entire Maxima water reservoir system, it is very resilient

**TECHNICAL DATA**

		NEW		NEW		NEW	
<b>Product</b>		Pump vault 15000	Pump Vault 20000	Pump vault 55000	Pump Vault 60000	Pump vault extension 55000	Extension Pump Vault
Dimensions (L x W x H)	mm	432 x 305 x 572	686 x 406 x 400	-	685 x 406 x 685	-	685 x 406 x 474
Max. flow rate	l/h	15000	20000	57000	60000	-	-
Recommended pump (max. size)		Aquarius Universal Premium 12000		Aquarius Eco Expert 28000			-
Overlap	mm			-		432	-
Side opening to be cut out	mm	48 / 60	64	100 / 150 / 60 / 88	64	60 / 88	64 / 88
Fits pipe sizes		1 ½", 2"	2 ½"	2", 3"	2 ½"	2", 3"	2 ½"
Guarantee *	Years			2			
Item no. (GB-Version)				-			
<b>Item no.</b>		<b>72949</b>	<b>87096</b>	<b>72950</b>	<b>89042</b>	<b>72951</b>	<b>89043</b>

\*Guarantee valid under the guarantee conditions from OASE. Can be viewed at [www.oase.com/guarantee](http://www.oase.com/guarantee)

# Eco-Rise

The installation aid for setting up OASE copper bowls without bases

**+ CABLE DUCT**

With extra opening for cabling

**+ MIRACULOUSLY SPACIOUS**

Provides plenty of space for the tubing



**+ ROBUST**

Very stable for the safe placement of the copper bowl

**TECHNICAL DATA**

**NEW**

Product		Eco-Rise 30	Eco-Rise 50
Dimensions (Ø x H)	mm	305 x 70	508 x 76
Load capacity	kg		1300
Guarantee	Years		2
Item no. (GB-Version)			-
<b>Item no.</b>		<b>87091</b>	<b>72937</b>

\*Guarantee valid under the guarantee conditions from OASE. Can be viewed at [www.oase.com/guarantee](http://www.oase.com/guarantee)

# Stonecor

## Blends in so naturally

**+ ELEGANT INSPIRATION**

The unique design of the preformed ponds is modelled on the most beautiful lakes in the world

**+ GUARANTEE**

A full 15 years

**+ QUALITY**

Uniform material density across the entire preformed pond

**+ WINTER-PROOF**

The preformed ponds are frost-proof

**+ PREFORMED**

Plastic ponds for pond sizes up to 2.5 m<sup>3</sup>

**+ NATURAL BEAUTY**

The preformed ponds are perfectly suited to nature and the garden in terms of their shape and material

**+ SUSTAINABLE**

The material is environmentally neutral and biologically friendly

**+ SMARTER DISPOSAL**

The material is 100% recyclable

**+ ORGANIC COLONISATION**

In addition, the granular surface provides ideal conditions for the settlement of pond biology

**+ EASY TO INSTALL**

The preformed ponds have a high degree of stability



Sand

### TECHNICAL DATA




Product		Preformed pond Aral Sea sand	Preformed pond Aral Sea basalt	Preformed pond Lake Constance sand	Preformed pond Lake Constance basalt	Preformed pond Chiemsee sand	Preformed pond Chiemsee basalt	Preformed pond Lake Titicaca sand	Preformed pond Lake Titicaca basalt
Dimensions (L x W x H)	m	2.28 x 1.81 x 0.86		2.80 x 1.70 x 0.95		2.76 x 2.14 x 1.15		2.97 x 2.28 x 1.16	
Net weight	kg	68.00		86.00		115.00		144.00	
Guarantee	Years	15							
Volume in litres	l	1000		1300		2000		2500	
Colour		Sand	Basalt	Sand	Basalt	Sand	Basalt	Sand	Basalt
Item no. (GB-Version)		-							
<b>Item no.</b>		<b>36994</b>	<b>36995</b>	<b>36998</b>	<b>36999</b>	<b>37002</b>	<b>37003</b>	<b>36988</b>	<b>36989</b>

\*Guarantee valid under the guarantee conditions from OASE. Can be viewed at [www.oase.com/guarantee](http://www.oase.com/guarantee)

# Organic

## Organic shapes for a natural impression



### Recommendation

The right place for your pond takes some thought; the biological balance of the water is significantly influenced by the choice of location. A semi-shade area with few trees is ideally suited, so that contamination due to leaves and pine needles is kept to a minimum. 4-6 hours of sunlight daily ensure a balanced climate. To ensure that water and flushed out nutrients do not spill in, do not install the pond at the lowest point of the garden landscape. And finally the best tip of all: In order to optimally enjoy your pond, including flora and fauna, you should have an unobstructed view into the pond from your favourite place.

### + SIMPLE

It's easy to install a pump into the pre-formed pond

### + DEPTH ZONES

With zones of different depths for a wide range of flora and fauna

### + INTEGRATED

Swamp zone and plant zone

### + PREFORMED

Plastic preformed ponds in organic shapes for a natural appearance up to 1 m<sup>3</sup>

### TECHNICAL DATA


Product		Preformed pond PE 150 organic	Preformed pond PE 250 organic	Preformed pond PE 500 organic	Preformed pond PE 750 organic	Preformed pond PE 1000 organic
Dimensions (L x W x H)	m	1.20 x 0.80 x 0.45	1.35 x 0.92 x 0.54	1.78 x 1.26 x 0.56	2.10 x 1.40 x 0.60	2.40 x 1.40 x 0.62
Net weight	kg	2.50	3.50	6.80	15.20	19.00
Guarantee	Years					15
Volume in litres	l	150	250	500	750	1000
Item no. (GB-Version)						
Item no.		36790	36767	36768	36769	36770

\*Guarantee valid under the guarantee conditions from OASE. Can be viewed at [www.oase.com/guarantee](http://www.oase.com/guarantee)



# Architectural

Clear, straight shapes for the modern water garden



### Recommendation

Even in smaller ponds, the water has to be constantly circulated. To keep the cool water healthy and visually beautiful, it is always recommended to integrate a pump and a filter. Our tip: we recommend the combination with Filtral.

### + WARRANTY

Full 10 years

### + DURABLE

The stable edge is 45 cm high

### + MATERIAL QUALITY

The basin is made of robust high-density polyethylene (HDPE)

### + ROBUST

Made with high wall thickness

### + STYLISH

Modern square design

## TECHNICAL DATA

Product		Preformed pond PE 80 architectural	Preformed pond PE 180 architectural	Preformed pond PE 280 architectural	Preformed pond PE 600 architectural
Dimensions (L x W x H)	m	0.78 x 0.38 x 0.45	0.75 x 0.75 x 0.45	1.15 x 0.75 x 0.45	1.15 x 1.55 x 0.45
Net weight	kg	2.00	3.80	5.30	9.10
Guarantee *	Years			15	
Volume in litres	l	80	180	280	600
Item no. (GB-Version)				-	
<b>Item no.</b>		<b>50758</b>	<b>50759</b>	<b>50760</b>	<b>50761</b>

\*Guarantee valid under the guarantee conditions from OASE. Can be viewed at [www.oase.com/guarantee](http://www.oase.com/guarantee)

# WATERCOURSE ELEMENTS





## BASIC WATERCOURSE SETS

> [From page 42](#)

## WATERCOURSE SOURCES

> [From page 43](#)

## MODULAR COLCA CANYON

> [From page 44](#)

## MODULAR STAUBBACH FALLS, HIMALAYA, VICTORIA FALLS

> [From page 45](#)

## MODULAR GRAND CANYON

> [From page 46](#)

## MODULAR CAUCASUS

> [From page 47](#)

## MODULAR NIAGARA FALLS

> [From page 48](#)

## MODULAR WATERCOURSE ELEMENTS

> [From page 49](#)

---

## **i** DIY INSPIRATION

> [From page 38](#)



Further information is  
available at:  
[www.oase.com/en/diy](http://www.oase.com/en/diy)

## WATERCOURSES –


# Pure relaxation

---

With our integrating modules, you can create watercourses in any shape and also independently of connected ponds, for example in a gravel bed with an underground pool. A connected pump ensures uniform circulation and can be integrated invisibly into any environment. Add plants, decoration and suitable LED lighting – all with safe low-voltage technology, energy saving and easy care.

### NATURAL TO ARCHITECTURAL

With our technical requirements, there are no limits to your imagination. Everything from organic-natural to architectural-modern to thematic watercourse design (Japanese, Moroccan) is possible.



## Individual watercourse with OASE components



### PUMP

Matching the size of the watercourse  
(> From page 104)



### HOSE

The bigger the diameter the better  
(> From page 53)




### WATERCOURSE SOURCE

(> From page 43)



### LINER

(> From page 64)




### BANK ZONES ADD VALUE

Stones and small steps in combination with planted bank zones allow individual watercourse landscapes to be developed. Songbirds and other small visitors also love the variety.

### SMALL WATERFALLS

A small slope in the watercourse makes the water even more varied and lively. Visually and acoustically a real plus point.










# Basic watercourse sets

Everything you need for a natural-effect watercourse



**+ COMPLETE SET**

Contains everything you need for constructing a natural-effect watercourse: pump, reservoir and connecting material

**+ NATURALLY BEAUTIFUL**

Combine with natural stones to create a natural-looking and impressive watercourse

**+ RELIABLE**

The pond liner can be easily and securely attached to the back of the watercourse source by means of a liner flange, meaning that nothing stands in the way of creating a watercourse with a high flow rate  
See on page 62 UniFix 57148

**+ COORDINATED**

Individual elements complement each other perfectly

**+ DIY**

Simple to put together


**TECHNICAL DATA**

Product	Watercourse Base Set 15000	Watercourse Base Set 22500	Watercourse Base Set 35000
Net weight	kg 60.00	100.00	140.00
Description	<p>Sets that contain everything you need to build a natural-effect watercourse—from the pump and the reservoir to the connection elements</p> <p>Designed to work perfectly with one another</p> <p>Quick and easy to install</p> <p>5x Protective pond fleece 200 g/m<sup>2</sup> / 2x5 m (43334)</p> <p>1x AlfaFol black Pre-Packed 0.5mm / 4 x 3 m (50647)</p> <p>1x AlfaFol black Pre-Packed 0.5mm / 4 x 5 m (50649)</p> <p>1x Spiral hose black 1 ½", 12,5 m (85991)</p> <p>2x Maxima (72952)</p> <p>1x Pump vault 15000 (72949)</p> <p>1x Spillway Box 15000 (72946)</p> <p>1x Aquarius Universal Premium 12000 (56879)</p>	<p>Sets that contain everything you need to build a natural-effect watercourse—from the pump and the reservoir to the connection elements</p> <p>Designed to work perfectly with one another</p> <p>Quick and easy to install</p> <p>6x Protective pond fleece 200 g/m<sup>2</sup> / 2x5 m (43334)</p> <p>1x AlfaFol black Pre-Packed 0.5mm / 4 x 5 m (50649)</p> <p>1x AlfaFol black Pre-Packed 0.5 mm / 6 x 5 m (50657)</p> <p>3x Maxima (72952)</p> <p>1x Pump vault 55000 (72950)</p> <p>1x Spillway Box 22500 (72947)</p> <p>1x AquaMax Eco Expert 21000 (39916)</p> <p>1x Spiral hose black 2", 12,5 m (85347)</p>	<p>Sets that contain everything you need to build a natural-effect watercourse—from the pump and the reservoir to the connection elements</p> <p>Designed to work perfectly with one another</p> <p>Quick and easy to install</p> <p>7x Protective pond fleece 200 g/m<sup>2</sup> / 2x5 m (43334)</p> <p>1x AlfaFol black Pre-Packed 0.5mm / 6 x 4 m (50650)</p> <p>1x AlfaFol black Pre-Packed 0.5mm / 6 x 6 m (50658)</p> <p>6x Maxima (72952)</p> <p>1x Pump vault 55000 (72950)</p> <p>1x Spillway Box 35000 (72948)</p> <p>1x AquaMax Eco Expert 26000 (39917)</p> <p>1x Spiral hose black 2", 12,5 m (85347)</p>
Item no. (GB-Version)	-	-	-
Item no.	84185	84189	84190



# Watercourse sources

## The starting point for watercourses and waterfalls



### + INSTALLATION

The pond liner is simply attached at the back

### + LET IT FLOW

Calmly directs large amounts of water into the watercourse across a wide area

### + INCLUDED

Comes with an adapter for converting from a 3" NPT external thread to a 2" external thread (Spillway Box 35000)

### + SKILFULLY CAMOUFLAGED

Fits seamlessly into the environment and can be easily built over and hidden

### + HOW IT WORKS

Ideal starting point for watercourses and waterfalls with a large flow quantity

### + ROBUST

Thanks to the robust single-cast design, the spillway boxes can withstand even heavier stones

## TECHNICAL DATA

Product		Spillway Box 15000	Spillway Box 22500	Spillway Box 35000
Dimensions (L x W x H)	mm	521 x 474 x 260	699 x 474 x 260	1003 x 486 x 260
Max. flow rate	l/h	15600	26000	36000
Recommended pump (max. size)		AquaMax Eco Premium 6000— AquaMax Eco Premium 16000	AquaMax Eco Premium 8000— AquaMax Eco Expert 26000	AquaMax Eco Premium 10000— AquaMax Eco Expert 36000
Connection		2" female thread		3" female thread
Watercourse Width	mm	500	670	970
Guarantee *	Years	2		
Item no. (GB-Version)		-		
Item no.		<b>72946</b>	<b>72947</b>	<b>72948</b>

\*Guarantee valid under the guarantee conditions from OASE. Can be viewed at [www.oase.com/guarantee](http://www.oase.com/guarantee)

# Colca Canyon modular watercourse elements

Near natural and variable



## + ROBUST

Weather-resistant polyresin

## + STYLISH

Integrates well into the general ambience thanks to its natural look

## + INCLUDED



The elements are each equipped with 32 mm (1¼") threads, plugs and stepped hose sleeves

## + BUBBLING!

Each watercourse element can also be used as a source

## + UNIQUE

High-quality colours, applied by hand



## TECHNICAL DATA

Product		Colca Canyon slate green, spring	Colca Canyon slate green, right	Colca Canyon slate green, left
Dimensions (L x W x H)	mm	470 x 540 x 110	605 x 505 x 205	470 x 540 x 110
Net weight	kg		3.00	
Guarantee	Years		2	
Item no. (GB-Version)			not available in GB!	
Item no.		33076	33077	33078

\*Guarantee valid under the guarantee conditions from OASE. Can be viewed at [www.oase.com/guarantee](http://www.oase.com/guarantee)

# Staubbach Falls, Himalayas & Victoria Falls modular watercourse elements

Near natural and variable



**+ ROBUST**

Weather-resistant polyresin

**+ STYLISH**

Integrates well into the general ambience thanks to its natural look

**+ INCLUDED**



The elements are each equipped with 32 mm (1¼") threads, plugs and stepped hose sleeves

**+ BUBBLING!**

Each watercourse element can also be used as a source

**+ UNIQUE**

High-quality colours, applied by hand



## TECHNICAL DATA

Product		Staubbach Falls slate brown, right	Staubbach Falls grey, right	Staubbach Falls slate brown, left	Staubbach Falls grey, left	Himalaya grey	Victoria Falls grey
Dimensions (L x W x H)	mm	590 x 580 x 190		580 x 530 x 180		1100 x 800 x 400	950 x 630 x 300
Net weight	kg	2.70	2.60	2.40	1.40	9.00	6.60
Guarantee	Years	2					
Item no. (GB-Version)		not available in GB!					
Item no.		<b>33069</b>	<b>33071</b>	<b>33072</b>	<b>33073</b>	<b>33074</b>	<b>33075</b>

\*Guarantee valid under the guarantee conditions from OASE. Can be viewed at [www.oase.com/guarantee](http://www.oase.com/guarantee)

# Grand Canyon modular watercourse elements

Near natural and variable



## + ROBUST

Weather-resistant polyresin

## + STYLISH

Integrates well into the general ambience thanks to its natural look

## + INCLUDED



The elements are each equipped with 32 mm (1¼") threads, plugs and stepped hose sleeves

## + BUBBLING!

Each watercourse element can also be used as a source

## + UNIQUE

High-quality colours, applied by hand



## TECHNICAL DATA

Product		Grand Canyon slate brown, right	Grand Canyon grey, right	Grand Canyon slate brown, left	Grand Canyon grey, left	Grand Canyon slate brown, cliff	Grand Canyon grey, cliff
Dimensions (L x W x H)	mm	900 x 800 x 200		1000 x 900 x 150		850 x 800 x 240	
Net weight	kg	5.40	5.80	5.50	5.60	8.00	6.50
Guarantee	Years	2					
Item no. (GB-Version)		not available in GB!					
Item no.		<b>33063</b>	<b>33064</b>	<b>33065</b>	<b>33066</b>	<b>33067</b>	<b>33068</b>

\*Guarantee valid under the guarantee conditions from OASE. Can be viewed at [www.oase.com/guarantee](http://www.oase.com/guarantee)

# Caucasus modular watercourse elements

Near natural and variable



**+ ROBUST**

Weather-resistant polyresin

**+ STYLISH**

Integrates well into the general ambience thanks to its natural look

**+ INCLUDED**



The elements are each equipped with 32 mm (1¼") threads, plugs and stepped hose sleeves

**+ BUBBLING!**

Each watercourse element can also be used as a source

**+ UNIQUE**

High-quality colours, applied by hand



## TECHNICAL DATA

Product		Caucasus slate brown	Caucasus grey
Dimensions (L x W x H)	mm		1040 x 700 x 290
Net weight	kg	5.40	5.60
Guarantee *	Years		2
Item no. (GB-Version)			not available in GB!
<b>Item no.</b>		<b>33058</b>	<b>33059</b>

\*Guarantee valid under the guarantee conditions from OASE. Can be viewed at [www.oase.com/guarantee](http://www.oase.com/guarantee)

# Niagara Falls modular watercourse elements

Near natural and variable



## + ROBUST



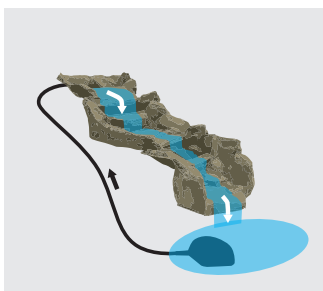
Weather-resistant polyresin

## + STYLISH

Integrates well into the general ambience thanks to its natural look

## + INCLUDED

The elements are each equipped with 32 mm (1¼") threads, plugs and stepped hose sleeves



## + UNIQUE

High-quality colours, applied by hand

## TECHNICAL DATA

Product		Niagara Falls slate brown, spring	Niagara Falls grey, spring	Niagara Falls slate brown, overhang	Niagara Falls grey, overhang
Dimensions (L x W x H)	mm	700 x 980 x 150		800 x 1050 x 120	
Net weight	kg	5.50	4.70	4.60	4.70
Guarantee *	Years	2			
Item no. (GB-Version)		not available in GB!			
Item no.		<b>33047</b>	<b>33048</b>	<b>33049</b>	<b>33057</b>

\*Guarantee valid under the guarantee conditions from OASE. Can be viewed at [www.oase.com/guarantee](http://www.oase.com/guarantee)

# Modular watercourse elements

Near natural and variable



**+ INCLUDED**



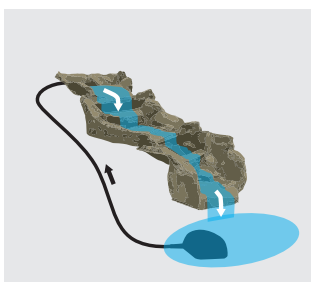
The elements are each equipped with 32 mm (1¼") threads, plugs and stepped hose sleeves

**+ BUBBLING!**

Each watercourse element can also be used as a source

**+ STYLISH**

Integrates well into the general ambience thanks to its natural look



**+ UNIQUE**

High-quality colours, applied by hand


**+ ROBUST**

Weather-resistant polyresin

## TECHNICAL DATA

Product		Watercourse element sand spring	Watercourse element sand straight	Watercourse element sand left curve	Watercourse element sand right curve
Dimensions (L x W x H)	mm	600 x 470 x 180	750 x 470 x 180	750 x 500 x 180	
Net weight	kg	1.74	3.22	3.14	3.11
Guarantee *	Years				2
Item no. (GB-Version)		-			
<b>Item no.</b>		<b>50416</b>	<b>50413</b>	<b>50414</b>	<b>50415</b>

\*Guarantee valid under the guarantee conditions from OASE. Can be viewed at [www.oase.com/guarantee](http://www.oase.com/guarantee)



# Pipes & connectors

Enables flexible tubing on the pond

## TECHNICAL DATA



<b>Product</b>		Rubber connection 2" to DN110 eccentric	Rubber connection DN110 to DN110
Diameter	mm	50	127
Length	mm		127
Tilt angle	°		-
Description		Inlet connections: 2" Outlet connections: DN110	Practical connecting piece Ideal for installation in pump chambers
Stockist PU in pc.			-
<b>Item no.</b>		<b>73752</b>	<b>73751</b>

## TECHNICAL DATA



<b>Product</b>		Bottom drain BD 100	Discharge pipe black DN50/480 mm	Discharge pipe black DN75/480 mm	Discharge pipe black DN110/480 mm
Diameter	mm	380	50	70	105
Length	mm	380		480	
Tilt angle	°				-
Description		For secure connection of pond and ProfiClear modules is flanged or bonded to liner		Safe water supply from the filter system	
Stockist PU in pc.					-
<b>Item no.</b>		<b>37143</b>	<b>50829</b>	<b>55043</b>	<b>50427</b>



# Wall & liner feed-throughs


Ingenious design—invisible transition of cables and hoses

**+** SEALED TIGHT!

Safe and clean sealing on all level surfaces

**+** FAST & EASY

Easy to mount thanks to handy screw connections



**+** CONCEALED

Concealed cable and hose feed-throughs



**+** YOU CHOOSE

Suitable for pond liner, PE ponds or pre-formed ponds

## TECHNICAL DATA

<b>Product</b>	Tradux	
Execution	-	
Dimensions (Ø x H)	mm	115 x 335
Diameter	mm	115
Guarantee	Years	2
Inlet connections	mm	19 / 25 / 32 / 38 / 50
Inlet connections		¾", 1", 1 ¼", 1 ½", 2"
Suitable for cable diameter	mm	3-9
Material	Plastic	
Item no. (GB-Version)	-	
<b>Item no.</b>	<b>57154</b>	

\*Guarantee valid under the guarantee conditions from OASE. Can be viewed at [www.oase.com/guarantee](http://www.oase.com/guarantee)

# Pond edge

## Pond edge system & bed enclosure

### + PRACTICAL

Pegs in different lengths, suitable for different soil conditions

### + FLEXIBLE

Easily form any desired shape

### + IN GOOD SHAPE

Gives a harmonious shape to the pond or stream

### + MULTIFUNCTIONAL

Also perfect as a plant bed border, lawn edge or patio boundary

### + TOUGH DESIGN

The pegs made of solid material are more resistant to twisting, making them easy to install even in hard ground

### + UPPER EDGE

Determines the subsequent maximum water level in the pond and forms a capillary barrier as the pond edge

### + STRAIGHTFORWARD

Easy to install



## TECHNICAL DATA

Product	PondEdge pond rim 14 cm, 25 m	PondEdge pond rim 19 cm, 25 m	PondEdge 10 ground spikes	PondEdge 10 ground spikes XL
Dimensions (L x W x H)	mm 25000 x 140 x 7	25000 x 190 x 7	380 x 40 x 40	580 x 40 x 40
Colour	Grey			
Net weight	kg 24.00	32.00	3.50	5.48
Guarantee	Years		2	
Item no. (GB-Version)	-			
<b>Item no.</b>	<b>57751</b>	<b>57752</b>	<b>57753</b>	<b>57754</b>

\*Guarantee valid under the guarantee conditions from OASE. Can be viewed at [www.oase.com/guarantee](http://www.oase.com/guarantee)

# Spiral hose black

Classic and reliable

**+ LIGHT-RESISTANT**

The spiral tube is UV-resistant

**+ AND GOODBYE!**

Proven, rapid sinking behaviour



**+ SLIPPERY SMOOTH**

The particularly smooth inner wall is optimised for flow

**+ FREE FROM!**

Guaranteed free of heavy metals

## TECHNICAL DATA

Product		Spiral hose black 1/2", 30 m	Spiral hose black 3/4", 25 m	Spiral hose black 1", 25 m	Spiral hose black 1 1/4", 25 m	Spiral hose black 1 1/2", 25 m	Spiral hose black 2", 25 m
Diameter	mm	13	19	25	32	38	50
Length	m	30.00		25.00			
Guarantee	Years					2	
Colour						Black	
Material						PVC	
Max. operating pressure	bar					3	
Item no. (GB-Version)						-	
<b>Item no.</b>		<b>57521</b>	<b>37175</b>	<b>37176</b>	<b>37177</b>	<b>37178</b>	<b>57755</b>

\*Guarantee valid under the guarantee conditions from OASE. Can be viewed at [www.oase.com/guarantee](http://www.oase.com/guarantee)

# Professional spiral hose green

## Extra robust



### ROBUST

With a black spiral



### SLIPPERY SMOOTH

The particularly smooth inner wall is optimised for flow



### LIGHT-RESISTANT

The spiral tube is UV-resistant



### ALL SIZES

Available up to 2½" diameter



### FREE FROM!

Guaranteed free of heavy metals



### HANDLES HEAT AND COLD

Temperature-resistant between -15°C and +50°C



### AND GOODBYE!

Proven, rapid sinking behaviour

## TECHNICAL DATA

NEW

Product	Spiral hose green 3/4", 25 m	Spiral hose green 1", 25 m	Spiral hose green 1 1/4", 25 m	Spiral hose green 1 1/2", 25 m	Spiral hose green 2", 20 m	Spiral Hose green 2 1/2", 20 m
Diameter	mm 19	25	32	38	50	63
Length	m	25.00			20.00	
Guarantee	Years	2				
Colour		green				
Material		PVC				
Max. operating pressure	bar	6				
Item no. (GB-Version)		-				
Item no.	<b>53470</b>	<b>52883</b>	<b>52980</b>	<b>52981</b>	<b>36500</b>	<b>89121</b>

\*Guarantee valid under the guarantee conditions from OASE. Can be viewed at [www.oase.com/guarantee](http://www.oase.com/guarantee)

# Spiral hose sections black

Practically packed and easily laid out.

**+ SLIPPERY SMOOTH**

The particularly smooth inner wall offers no resistance

**+ HANDLES HEAT AND COLD**

Temperature-resistant between -15°C and +50°C



**+ EASY TO LAY**

The spiral hose is made of flexible PVC material

**+ CONVENIENT**

The spiral hose is as handy as it is simple and easy to carry

## TECHNICAL DATA

Product	Spiral hose black ¾", 5 m	Spiral hose black 1", 5 m	Spiral hose black ¾", 10 m	Spiral hose black 1", 10 m	Spiral hose black 1¼", 5 m	Spiral hose black 1½", 5 m	Spiral hose black 1¼", 10 m	Spiral hose black 1½", 10 m	
Diameter	mm	19	25	19	25	32	38	32	38
Length	m	5.00		10.00		5.00		10.00	
Guarantee	Years					2			
Colour						Black			
Material						PVC			
Max. operating pressure	bar					1			
Item no. (GB-Version)						-			
<b>Item no.</b>		<b>57529</b>	<b>57530</b>	<b>57562</b>	<b>57531</b>	<b>57563</b>	<b>57532</b>	<b>57564</b>	<b>57533</b>

\*Guarantee valid under the guarantee conditions from OASE. Can be viewed at [www.oase.com/guarantee](http://www.oase.com/guarantee)

# Swimming pond spiral hose

## Ideal for the pipework in swimming ponds

### + HANDLES HEAT AND COLD

The tube is temperature-resistant between -20°C and +60°C

### + EASY TO LAY

The tube is made of flexible PVC material



### + ROBUST

The pipe is made of PVC and is therefore particularly durable

### + SUITABLE FOR ADHESIVE BONDING

Flexible but shape-retentive with integrated reinforcement spiral for bonding with PVC fittings

### + NO PROBLEM

With the SwimFlex DA 50, you can quickly and easily route and install pipelines in swimming ponds

## TECHNICAL DATA



Product		Concrete part 70 T	Concrete part 100 T	Liner clamping flange 70 T	Liner clamping flange 100 T	Debris sieve 70 E	Debris sieve 100 E
Dimensions (Ø x H)	mm	70 x 110	100 x 141	148 x 14	188 x 16	150 x 22	190 x 24
Connection		DN 70	DN 100	DN 70	DN 100	DN 70	DN 100
Other							
Material				Tombac		Stainless steel 1.4301 (AISI 304)	
Net weight	kg	2.06	3.54	1.08	1.50	0.44	0.62
Item no. (GB-Version)							
<b>Item no.</b>		<b>57471</b>	<b>57467</b>	<b>51108</b>	<b>51117</b>	<b>51973</b>	<b>51974</b>

## TECHNICAL DATA

<b>Product</b>		SwimFlex DA 50, 25 m
Outer diameter	mm	50
Length	m	25.00
Guarantee	Years	2
Colour		Grey
Material		PVC
Max. operating pressure	bar	7
Item no. (GB-Version)		not available in GB!
<b>Item no.</b>		<b>73716</b>

\*Guarantee valid under the guarantee conditions from OASE. Can be viewed at [www.oase.com/guarantee](http://www.oase.com/guarantee)

# Hose connectors

## Fast connection of hoses

### WATER DISTRIBUTORS



NEW

<b>Product</b>		Water distributor Multi WD 1/2"	Water distributor Multi WD 3/4"	Water distributor Multi WD 1"	Flow regulator 1 1/2"	Y-distributor 1 1/2"	Water diverter 1 1/4"	
Number of inlets	Units						1	
Inlet connections	mm	19 / 25 / 32 / 38			25 / 32 / 38		50	
Inlet connections		Stepped hose adapter 3/4" - 1 1/2"				Stepped hose adapter 1" - 1 1/2"	2"-thread and stepped hose adapter 3/4" - 2"	-
Number of outlets	Units	3			1	2	3	
Connections, outlet	mm	13	19	25	25 / 32 / 38		32	
Outlet connections		1/2"	3/4"	1"	Stepped hose adapter 1" - 1 1/2"	1 1/2" with stepped hose adapter 1" - 1 1/2"	1 1/4"	
Item no. (GB-Version)		-						
<b>Item no.</b>		<b>37101</b>	<b>37158</b>	<b>37159</b>	<b>56630</b>	<b>56668</b>	<b>89045</b>	

### HOSE CONNECTORS



<b>Product</b>		Universal hose connector 1/2"	Universal hose connector 1"	Universal hose connector 1 1/2"	Universal hose connector T-piece 1 1/2"	Hose connector 1 1/2"	Hose connector 2"	Hose reducer 2" to 1 1/2"
Hose connection	mm	13 / 19 / 25		19 / 25 / 32 / 38		38	50	38 / 50
Hose connection		1/2", 3/4", 1"		3/4", 1", 1 1/4", 1 1/2"		1 1/2"	2"	1 1/2", 2"
Diameter	mm	13	25	38		50		
Material		PVC						
Item no. (GB-Version)		-						
<b>Item no.</b>		<b>55362</b>	<b>55361</b>	<b>55360</b>	<b>54800</b>	<b>57759</b>	<b>57760</b>	<b>57761</b>

### HOSE CLAMPS FOR FIXING HOSE AND ADAPTER IN PLACE



NEW

<b>Product</b>		Stainless steel hose clamp 1/2"-3/4"	Stainless steel hose clamp 3/4"-1"	Stainless steel hose clamp 1 1/4"-1 1/2"	Stainless steel hose clamp 1 1/2"-2"	Stainless steel hose clamp 2"-2 1/2"
Hose connection	mm	13 / 19	25	32 / 38	38 / 50	50 / 63
Hose connection		1/2", 3/4"	1"	1 1/4", 1 1/2"	1 1/2", 2"	2", 2 1/2"
Diameter	mm	16-27	20-32	35-50	40-60	50-70
Material		Stainless steel				
Item no. (GB-Version)		-				
<b>Item no.</b>		<b>51206</b>	<b>51207</b>	<b>51208</b>	<b>55690</b>	<b>89117</b>

# Liner sheet

For clean pool edges—closing edge for PVC liner

## + COMBINED

Sheet metal coated on one side with PVC liner

## + SEALED TIGHT!

Thermal-welded, forms a solid bond with the liner



## + MATERIAL THICKNESS

0.6 mm thick sheet/0.6 mm thick liner

## TECHNICAL DATA

<b>Product</b>	SwimPond liner sheet
Dimensions (L x W)	m 2.00 x 0.10
Thickness	mm 1.20
Material	Steel / PVC
Item no. (GB-Version)	not available in GB!
<b>Item no.</b>	<b>37249</b>



# PVC liner adhesive & accessories

Reliably holds – perfectly matched adhesive systems



**+ STRONG BOND**

Bonds all PVC liners quickly and easily



**+ DURABILITY**

A full 2 years

**+ QUANTITY**

1000 ml is sufficient for bonding an area of 4 m<sup>2</sup>

**+ ULTRA-STRONG**

Keeps everything together, even when things get wet

**+ ANIMAL-FRIENDLY**

The liner and the adhesive do not harm fish or plants

**+ PLEASE NOTE!**

The application temperature must be between +5°C and +30°C



**+ INCLUDED**

With a grommet and a piece of 1.0 mm PVC liner (20 x 40 cm)

## TECHNICAL DATA

Product		PVC-Liner repair kit	PVC liner adhesive 250 ml	PVC liner adhesive 1000 ml
Dimensions (L x W x H)	mm	142 x 75 x 21	70 x 70 x 100	120 x 120 x 185
Net weight	kg	0.18	0.19	1.00
Container size		75 g	250 ml	1000 ml
Item no. (GB-Version)		-		not available in GB!
<b>Item no.</b>		<b>50843</b>	<b>36861</b>	<b>36862</b>

# EPDM liner adhesive & accessories

Permanent, elastic bonding made easy



## + QUANTITY

Approx. 20 running metres of seam per litre of OASEFol Primer

## + ACTIVATOR

The primer and activation for pretreatment of EPDM liners, to be applied before applying OASEFol SeamTape and Flashing

## + YOU CHOOSE

Suitable for use with OASEFol EPDM liner or EuroFol EPDM liner

## + QUANTITY

You need approx. 70 ml per m<sup>2</sup>

## + YOU CHOOSE

Suitable for use with either OASEFol EPDM liner or EuroFol EPDM liner



## + IT STICKS

Highly effective contact adhesive for bonding EPDM liners onto different surfaces (including wood or masonry)

## + IDEAL

Designed as an installation aid for laying the liner, even with very steep pond walls

## + HOW IT WORKS

Spray the liner and the surface to be glued with adhesive; after 2–4 minutes flash-off time, press the two surfaces together

## TECHNICAL DATA

Product	OaseFol Primer 0.75 l	SprayBond 500 ml
Dimensions (L x W x H)	mm 100 x 100 x 120	65 x 65 x 220
Dimensions (L x W)	mm 100 x 100	65 x 65
Net weight	kg 0.70	0.49
Container size	0.75 l	500 ml
Application	For cleaning and surface preparation of OaseFol	Gluing EPDM liners onto various surfaces
Item no. (GB-Version)	-	-
Item no.	40000	57758

# EPDM liner adhesive & accessories


## SOS repair tape



The quick solution for small leaks in EPDM liner (50845)



Reliably bonds seams and connections of EPDM pond liners in emergencies



### TECHNICAL DATA

Product	OaseFol Flashing 180 x 230 mm	OaseFol Flashing 22.3 cm x 15.25 m	OaseFol SeamTape
Dimensions (L x W)	mm 230 x 180	15250 x 223	30500 x 76
Net weight	kg 0.10	10.14	2.30
Application	SOS repair tape for OaseFol		Seam splicing tape for OaseFol
Item no. (GB-Version)	-		
Item no.	50845	50715	50714

# Universal adhesive

## Versatile implementation & extra strength adhesion



### + MAXIMUM ADHESIVE FORCE

Bonds extremely strongly and remains flexible

### + UNIVERSAL

EPDM, rubber or PVC films, it doesn't matter, UniFix + bonds everything you process, even to stone, metal or plastic

### + SEAM FILLING TAPE

Do you have to renovate a pond or do you have leftover pieces? FixoFol joins all waterproofing membranes, whether EPDM, rubber or PVC, securely and easily together

## TECHNICAL DATA

<b>Product</b>		FixoFol 7 cm x 6 m	UniFix + 290 ml
Dimensions (L x W)	mm	6000 x 70	220 x 50
Net weight	kg	1.16	0.52
Application		Seam splicing tape for EPDM and PVC pond liner	Gluing PVC and EPDM liners onto various surfaces
Item no. (GB-Version)		-	-
<b>Item no.</b>		<b>57149</b>	<b>57148</b>

# Installation foam

## Routes water in channels



**+ PRACTICAL**

Expands evenly and hardens quickly

**+ INCLUDED**

Practical foam dispenser and helpful disposable gloves are included

**+ CLEAN AND TIDY**

You can dispose of empty cartridges in an environmentally friendly manner at PDR collection points



**+ DISCREET**

Discreetly fills hollow spaces in ponds

**+ LIGHT-RESISTANT**

Thanks to its high UV resistance, FoamFix retains its black colour for a very long time

**+ CLOSED PORES**

The foam does not absorb water

**+ BLACK**

Extremely fine-pored foam, which remains deep black even under water

**+ HIGH PRECISION**

Controlled spray, for very precise work – simply adjust the material flow to suit the job at hand

**+ COMPATIBLE**

Can be fitted to all commercially available PU foam cartridges in no time at all



**+ CLEAN**

No PU foam sticks to the Teflon-coated interior – making cleaning a breeze

### TECHNICAL DATA

Product	FoamFix	FoamFix Pro-Applicator
Dimensions (L x W x H)	mm 65 x 65 x 270	340 x 190 x 45
Net weight	kg 0.83	0.38
Container size	700 ml	-
Item no. (GB-Version)	-	-
<b>Item no.</b>	<b>70972</b>	<b>70974</b>

# FLEECES & LINERS





## FLEECES & LINERS

### POND FLEECE

> [From page 68](#)

### PVC POND LINERS

> [From page 69](#)

### SWIMFOL

> [From page 72](#)

### EPDM POND LINERS

> [From page 74](#)

### STONE LINER

> [From page 80](#)

### SEMINARS

> [Pages 73 and 81](#)

---

## **i** CRITERIA FOR LINER SELECTION

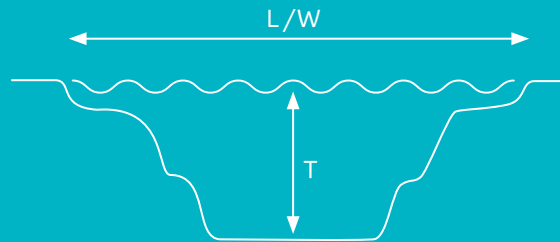

> [From page 66](#)

Further information is  
available at:  
[www.oase.com/en/  
fleece-liner](http://www.oase.com/en/fleece-liner)



# CRITERIA FOR LINER SELECTION

A lined pond offers an infinite number of creative possibilities, with the choice of liner depending on numerous factors:



## Liner types

They are available in different versions:

**Pond liner:** OaseFol, EuroFol and EasyFol rubber liner is particularly stretchy and robust, flexible to lay and easy to process.

AlfaFol is a single-layer PVC liner and is available in two thicknesses and colours.

**Swimming pond liner:** SwimFol is extremely durable and ideally suited for use in swimming ponds.

**Decorative liner:** Stone liner is a robust decorative liner with a fleece coating; it can be applied quickly and easily to the pond liner with PVC liner adhesive or UniFix+.

## Calculation aid

How much liner and fleece do you need for a pond?

There are two formulas for calculating the liner:

Length + 2 x depth (at the deepest point of the pit) + 2 x 50 cm = length of the liner strip

Width + 2 x depth (at the deepest point of the pit) + 2 x 50 cm = width of the liner strip



## Protection from sunlight

To extend the life of your pond liner further, we recommend that you expose the liner to as little direct sunlight as possible. For example, you can use the decorative OASE stone liner to cover the edges.



## Protection against aggressive root penetration

Somewhat aggressive root penetration, such as with bamboo and reeds, can damage the pond liner. Therefore, make sure that strong-rooted plants are always planted with root protection liners and a rhizome barrier on the pond. We recommend that the planting is coordinated with a specialist retailer in advance.






## Material selection

OASE offers three types of waterproof pond liner: PVC (AlfaFol), recycled rubber (OaseFol EPDM) and rubber (EPDM EuroFol and EasyFol). PVC liners are the standard version and can be used in a variety of ways. The rubber types are more elastic and resistant. The larger or more demanding the pond, the thicker the liner should be.




## Sizes

Liners and fleeces are available in pre-packs for smaller ponds as well as cuts from a roll or custom-made designs.



## Fleeces

Under the pond liners, fleeces provide protection against sharp stones and roots. The fleece should extend beyond the pond edge to protect the liner also in the area of the capillary barrier.



## Stone liners

Stone liners help you to make the banks more natural, in addition to protecting the pond liner from UV radiation and from damage caused by the ice layer in winter. The liner is a supplement to the pond liner.

# Pond fleece

For optimal protection of the pond liner.



## + STURDY

The million-fold needling of the material guarantees maximum stability

## + FLEXIBLE

...Making it easy to work with!



## + STABLE

Protects the pond liner reliably against stones

## + MATERIAL

Polyester synthetic fibre (PES)

## TECHNICAL DATA

Product		Protective pond fleece 200 g/m <sup>2</sup> / 2x5 m	Protective pond fleece 200 g/m <sup>2</sup> / 2x75 m	Protective pond fleece 400 g/m <sup>2</sup> / 2x50 m	Protective pond fleece 500 g/m <sup>2</sup> / 2x40 m
Dimensions (L x W)	m	5.00 x 2.00	75.00 x 2.00	50.00 x 2.00	40.00 x 2.00
Grammage	g/m <sup>2</sup>		200	400	500
Roll weight	kg	-	45.00		50.00
Core length	m	-		2.00	
Core inner diameter	mm	-		76	
Colour			White	Grey	White
Item no. (GB-Version)			-		not available in GB!
<b>Item no.</b>		<b>43334</b>	<b>43333</b>	<b>53199</b>	<b>37248</b>

\*Guarantee valid under the guarantee conditions from OASE. Can be viewed at [www.oase.com/guarantee](http://www.oase.com/guarantee)

# AlfaFol PVC pond liners, packaged

## Handy to pack—easy to lay out

**+ ANIMAL-FRIENDLY**

The liner is fish safe

**+ COLD-PROOF**

The liner is cold-resistant according to DIN 53361

**+ PURITY**

The PVC liner is free of regenerates and cadmium

**+ DISPOSAL GUARANTEE**

For professional disposal for recycling

**+ MATERIAL**

Polyvinyl chloride (PVC)

**+ SEALED TIGHT**

Suitable for joining with welded seams



**+ LIGHT-RESISTANT**

The liner is UV-resistant

**+ GUARANTEE?**

15 years

**+ LINER STRUCTURE**

Single layer, black

**+ FLEXIBLE**

...Making it easy to work with!

### TECHNICAL DATA

Thickness	mm	0.50
Colour		Black

Product	Dimensions (L x W) m	Net weight	Item no.	Item no. (GB-Version)
AlfaFol black Pre-Packed 0.5mm / 2x1.5 m	2.00 x 1.50	2.00	<b>51070</b>	-
AlfaFol black Pre-Packed 0.5mm / 2 x 3 m	2.00 x 3.00	4.00	<b>50644</b>	-
AlfaFol black Pre-Packed 0.5mm / 4 x 3 m	4.00 x 3.00	8.00	<b>50647</b>	-
AlfaFol black Pre-Packed 0.5mm / 4 x 5 m	5.00 x 4.00	12.50	<b>50649</b>	-
AlfaFol black Pre-Packed 0.5mm / 6 x 4 m	4.00 x 6.00	16.00	<b>50650</b>	-
AlfaFol black Pre-Packed 0.5mm / 6 x 5 m	5.00 x 6.00	18.50	<b>50657</b>	-
AlfaFol black Pre-Packed 0.5mm / 6 x 6 m	6.00 x 6.00	23.50	<b>50658</b>	-
AlfaFol black Pre-Packed 0.5mm / 8 x 6 m	6.00 x 8.00	31.00	<b>50659</b>	-

# AlfaFol PVC pond liners

## Pond liner for reliable sealing of your pond



### ANIMAL-FRIENDLY

The liner is fish-compatible



### COLD-PROOF

The liner is cold-resistant according to DIN 53361



### PURITY

The PVC liner is free of regenerates and cadmium



### FLEXIBLE

...Making it easy to work with!



### FLEXIBLE

Various dimensions are available pre-cut—the choice is yours



### STRAIGHTFORWARD

Easy bonding or welding with the OASE PVC liner accessories (available as an option)



### PLEASE NOTE

A measuring tape is already integrated (except in Jumbo rolls)



### SEALED TIGHT

Suitable for joining with welded seams



### MATERIAL

Polyvinyl chloride (PVC)



### DISPOSAL GUARANTEE

For professional disposal for recycling




### GUARANTEE

15 years



### LIGHT-RESISTANT

The liner is UV-resistant





## PVC POND LINER

Product	Dimensions (L x W) m	Thickness mm	Roll weight kg	Core length m	Core inner diameter	Colour	Item no.	Item no. (GB-Version)
AlfaFol black 0.5 mm / 2 x 100 m	100.00 x 2.00	0.50	130.00	2.10	76	Black	<b>57483</b>	-
AlfaFol black 0.5 mm / 4 x 50 m	50.00 x 4.00		<b>57484</b>				-	
AlfaFol black 0.5 mm / 6 x 40 m	40.00 x 6.00		155.00				<b>57490</b>	-
AlfaFol black 0.5 mm / 8 x 30 m	30.00 x 8.00		<b>57493</b>				-	
AlfaFol black 0.5 mm Jumbo / 2 x 960 m	960.00 x 2.00		1180.00				<b>51550</b>	-
AlfaFol black 0.8 mm / 6 x 25 m	25.00 x 6.00	0.80	150.00			<b>51286</b>	-	
AlfaFol black 0.8 mm / 8 x 25 m	25.00 x 8.00		200.00			<b>37168</b>	-	
AlfaFol black 0.8 mm Jumbo / 2 x 600 m	600.00 x 2.00		1644.00			<b>41938</b>	-	
AlfaFol black 1.0 mm / 2 x 50 m	50.00 x 2.00	1.00	130.00			<b>53622</b>	-	
AlfaFol black 1.0 mm / 4 x 25 m	25.00 x 4.00		<b>51294</b>			-		
AlfaFol olive green 1.0 mm / 4 x 25 m						Olive-green	<b>37205</b>	not available in GB!
AlfaFol black 1.0 mm / 6 x 25 m	25.00 x 6.00		200.00			Black	<b>37169</b>	-
AlfaFol olive green 1.0 mm / 6 x 25 m						Olive-green	<b>37206</b>	not available in GB!
AlfaFol black 1.0 mm / 8 x 25 m	25.00 x 8.00		265.00			Black	<b>37170</b>	-
AlfaFol olive green 1.0 mm / 8 x 25 m						Olive-green	<b>37207</b>	not available in GB!
AlfaFol black 1.0 mm / 10 x 20 m	20.00 x 10.00		260.00			Black	<b>55190</b>	-
AlfaFol black 1.0 mm / 12 x 15 m	15.00 x 12.00		235.00				<b>55191</b>	-
AlfaFol black 1.0 mm Jumbo / 2 x 500 m	500.00 x 2.00		1200.00				<b>46829</b>	-
AlfaFol olive 1.0 mm Jumbo / 2 x 500 m						Olive-green	<b>54884</b>	-
AlfaFol black 1.5 mm / 2 x 15 m	15.00 x 2.00	1.50	51.00			Black	<b>35933</b>	-
AlfaFol black 1.5 mm Jumbo / 2 x 300 m	300.00 x 2.00		1020.00	<b>35934</b>	-			

## 2D DESIGNS

Product	Length max. m	Width max. m	Grid size length m	Grid size width m	Thickness mm	Colour	Item no.	Item no. (GB-Version)
AlfaFol black 0.5 mm, 2D Basic	30.00	30.00	0.50	2.00	0.50	Black	<b>57786</b>	-
AlfaFol black 1.0 mm, 2D Basic					1.00		<b>57787</b>	-
AlfaFol black 1.5 mm, 2D Basic	25.00	20.00			1.50		<b>35935</b>	-
AlfaFol olive green 1.0 mm, 2D Basic	30.00	30.00			1.00	Olive-green	<b>57788</b>	-

## ROLL SECTIONS

Product	Width m	Length max. m	Grid size length m	Thickness mm	Colour	Item no.	Item no. (GB-Version)
AlfaFol black 0.5 mm, Roll-cut width=2m	2.00	25.00	0.50	0.50	Black	<b>57776</b>	-
AlfaFol black 0.5 mm, Roll-cut width=4m	4.00					<b>57777</b>	-
AlfaFol black 0.5 mm, Roll-cut width=6m	6.00					<b>57778</b>	-
AlfaFol black 0.5 mm, Roll-cut width=8m	8.00					<b>57779</b>	-
AlfaFol black 1.0 mm, Roll-cut width=2 m	2.00			1.00		<b>57780</b>	-
AlfaFol black 1.0 mm, Roll-cut width=4 m	4.00					<b>57781</b>	-
AlfaFol black 1.0 mm, Roll-cut width=6 m	6.00					<b>57782</b>	-
AlfaFol black 1.0 mm, Roll-cut width=8 m	8.00					<b>57783</b>	-
AlfaFol black 1.0 mm, Roll-cut width=10m	10.00	15.00				<b>57784</b>	-
AlfaFol black 1.0 mm, Roll-cut width=12m	12.00		<b>57785</b>	-			

# SwimFol

## Extremely robust—handles the most rigorous requirements

### + UPGRADE

Also available with fabric reinforcement for even greater durability

### + DIMENSIONS

Sold off the roll

### + MATERIAL THICKNESS

15 mm thick

### + LIGHT-RESISTANT

The liner is UV-resistant

### + ROBUSTNESS?


Extremely durable

### + GUARANTEE?

15 years

### + PLEASE NOTE

Does not come with tape measure



## ACCESSORIES

Product		Item no.	Item no. (GB-Version)
SwimFol liner connection DN 50	> Page 72	37252	-
SwimFol liner transition DN 50	> Page 72	37254	-
SwimFol KG-liner transition DN 100	> Page 72	37256	-

## TECHNICAL DATA

Product		NEW					
		SwimFol Classic 1.5 mm / 2 x 15 m	SwimFol Classic 1.5 mm Jumbo / 2 x 300 m	SwimFol Classic 1.5 mm, 2D Basic	SwimFol Reinforced fabric 1.5mm / 2x15 m	SwimFol Reinforced fabric 1.5mm / 2x200m	SwimFol Reinforced fabr. 1.5mm, 2D Basic
Dimensions (L x W)	m	15.00 x 2.00	300.00 x 2.00	-	15.00 x 2.00	2000.00 x 2.00	-
Length max.	m	-	-	25.00	-	-	25.00
Width max.	m	-	-	20.00	-	-	20.00
Grid size length	m	-	-	0.50	-	-	0.50
Grid size width	m	-	-	2.00	-	-	2.00
Thickness	mm	1.50					
Roll weight	kg	57.00	1020.00	-	60.00	-	-
Core length	m	-	2.10	-	2.10	-	-
Core inner diameter	mm	-	76	-	76	-	-
Colour		Olive-green					
Material		PVC					PVC
Item no. (GB-Version)		-	-	-	-	-	-
<b>Item no.</b>		<b>37246</b>	<b>46830</b>	<b>57789</b>	<b>57756</b>	<b>88434</b>	<b>57790</b>



# OaseFol EPDM pond liners

Robust and versatile, of environmentally-compatible rubber

## + SUSTAINABLE


The material is environmentally neutral and recyclable

## + ANIMAL-FRIENDLY

The liner is compatible with fish and plants (according to WrC)

## + ROBUST

The liner is stretchy and flexible



## + PLASTIC FREE

The liner is made of rubber

## + SCALE UP

Sheets of up to 740 m<sup>2</sup> are possible

## + GUARANTEE?

20 years!

## + WEATHER-PROOF

The liner is ozone-resistant

## + FUTURE-PROOF

An extremely durable liner





## TECHNICAL DATA

Product	Dimensions (L x W) m	Thick- ness mm	Roll weight kg	Core length m	Core inner diameter	Colour	Item no.	Item no. (GB-Version)
OaseFol EPDM 1.0 mm / 3.05 x 30.48 m	30.48 x 3.05	1.00	131.54	2.13	120	Black	<b>50668</b>	-
OaseFol EPDM 1.0 mm / 3.96 x 30.48 m	30.48 x 3.96		155.08				<b>50859</b>	-
OaseFol EPDM 1.0 mm / 4.27 x 30.48 m	30.48 x 4.27		184.16				<b>50671</b>	-
OaseFol EPDM 1.0 mm / 4.88 x 30.48 m	30.48 x 4.88		210.92				<b>50672</b>	-
OaseFol EPDM 1.0 mm / 5.49 x 30.48 m	30.48 x 5.49		237.59				<b>50673</b>	-
OaseFol EPDM 1.0 mm / 6.10 x 30.48 m	30.48 x 6.10		563.08				<b>50860</b>	-
OaseFol EPDM 1.0 mm / 6.10 x 60.96 m	60.96 x 6.10		526.17	3.35			<b>50675</b>	-
OaseFol EPDM 1.0 mm / 7.32 x 30.48 m	30.48 x 7.32		290.04	2.13			<b>50676</b>	-
OaseFol EPDM 1.0 mm / 8.02 x 20.12 m	20.12 x 8.02		228.68				<b>36272</b>	-
OaseFol EPDM 1.0 mm / 8.02 x 30.48 m	30.48 x 8.02		345.30				<b>50861</b>	-
OaseFol EPDM 1.0 mm / 10.06 x 30.48 m	30.48 x 10.06		435.58	3.35			<b>50678</b>	-
OaseFol EPDM 1.0 mm / 12.20 x 30.48 m	30.48 x 12.20		526.17				<b>36906</b>	-
OaseFol EPDM 1.0 mm / 12.20 x 60.96 m	60.96 x 12.20		1055.96				<b>36908</b>	-
OaseFol EPDM 1.0 mm / 15.25 x 30.48 m	30.48 x 15.25		657.71				<b>36910</b>	-
OaseFol EPDM container order 1.02 mm	-	1.02	-	-	-		<b>57686</b>	-
OaseFol EPDM container order 1.14 mm	-	1.14	-	-	-		<b>50725</b>	-
OaseFol EPDM container order 1.52 mm	-	1.52	-	-	-		<b>50726</b>	-

# EasyFol EPDM pond liners

Robust and versatile, of environmentally-compatible rubber

## + WARRANTY

20 years!

## + EASY

The liner can be glued immediately

## + ANIMAL-FRIENDLY

The liner is suitable for both fish and plant life (according to WrC)

## + TALCUM-FREE

Clean surface without any residues



## + CLIMATE-PROOF

The liner is ozone-resistant

## + LIGHT-PROOF

The liner is UV-resistant

## + SUSTAINABLE

The material is environmentally neutral and recyclable

## + ROBUST

The liner is stretchy and flexible

## + CLEAN

The film consists of 100 % rubber



## TECHNICAL DATA

NEW

Product	Dimensions (L x W)	Thickness	Roll weight	Core length	Core inner diameter	Colour	Item no.	Item no. (GB-Version)
	m	mm	kg	m	mm			
EasyFol EPDM 1.0 mm/ 3.96 x 30.48 m	30.48 x 3.96	1.00	155.08	2.13	120	Black	76637	-
EasyFol EPDM 1.0 mm/ 4.88 x 30.48 m	30.48 x 4.88		210.92				76639	-
EasyFol EPDM 1.0 mm/ 6.10 x 30.48 m	30.48 x 6.10		264.08				76645	-
EasyFol EPDM 1.0 mm/ 8.02 x 30.48 m	30.48 x 8.02		345.30				90049	-
EasyFol EPDM 1.0 mm/ 3.05 x 30.48 m	30.48 x 3.05		131.54				90254	-
EasyFol EPDM 1.0 mm/ 4.27 x 30.48 m	30.48 x 4.27		184.16				76638	-
EasyFol EPDM 1.0 mm/ 5.49 x 30.48 m	30.48 x 6.10		237.59				90261	-
EasyFol EPDM 1.0 mm/ 7.32 x 30.48 m	30.48 x 7.32		290.04				90258	-
EasyFol EPDM 1.0 mm/ 8.02 x 20.12 m	20.12 x 8.02		228.68				90259	-
EasyFol EPDM 1.0 mm/ 6.10 x 60.96 m	60.96 x 6.10		526.17	3.35			76646	-
EasyFol EPDM 1.0 mm/ 10.06 x 30.48 m	30.48 x 10.06		435.58				90050	-
EasyFol EPDM 1.0 mm/ 12.20 x 30.48 m	30.48 x 12.20		526.17				90051	-
EasyFol EPDM 1.0 mm/ 15.25 x 30.48 m	30.48 x 15.25		657.71				90052	-
EasyFol EPDM 1.0 mm/ 12.20 x 60.96 m	60.96 x 12.20		1055.96				90260	-
EasyFol EPDM container order 1.02 mm	-	1.02	-	-	-		90218	-
EasyFol EPDM container order 1.52 mm		1.52					90054	-
EasyFol EPDM container order 1.14 mm		1.14					90053	-

# EuroFol EPDM pond liners

Rubber liner: Extra flexible, extremely durable

## + CLEAN!

Guaranteed clean liner surface, without talcum residue

## + GUARANTEE?

20 years



## + SUSTAINABLE

The material is environmentally neutral and recyclable

## + PERFECT BLACK!

Guaranteed deep black colour – very beautiful and dark underwater for excellent fish contrast

## + ANIMAL-FRIENDLY

The liner is compatible with fish and plants (according to WRC)

## + WEATHER-PROOF

The liner is ozone-resistant



## EPDM POND LINER

Product	Dimensions (L x W) m	Thickness mm	Roll weight kg	Core length m	Core inner diameter	Colour	Item no.	Item no. (GB-Version)
EuroFol EPDM 0.75 mm / 3 x 30 m	30.00 x 3.00	0.75	72.00	2.10	120	Black	47676	-
EuroFol EPDM 0.75 mm / 4.5 x 30 m	30.00 x 4.50		108.00				71937	-
EuroFol EPDM 0.75 mm / 6 x 30 m	30.00 x 6.00		144.00				47677	-
EuroFol EPDM 0.75 mm / 7.5 x 30 m	30.00 x 7.50		180.00				71938	-
EuroFol EPDM 0.75 mm / 9 x 30 m	30.00 x 9.00		216.00				47678	-
EuroFol EPDM 1.0 mm / 3 x 30 m	30.00 x 3.00	1.00	92.00				45466	-
EuroFol EPDM 1.0 mm / 4.5 x 30 m	30.00 x 4.50		138.00				45467	-
EuroFol EPDM 1.0 mm / 6 x 30 m	30.00 x 6.00		185.00				45468	-
EuroFol EPDM 1.0 mm / 9 x 30 m	30.00 x 9.00		277.00				45469	-
EuroFol EPDM 1.0 mm / 12 x 30 m	30.00 x 12.00		369.00	3.35			45470	-
EuroFol EPDM 1.0 mm / 15 x 30 m	30.00 x 15.00		461.00				45471	-
EuroFol EPDM 1.0 mm / truck order	-		-	-	-		45472	-
EuroFol EPDM 1.2 mm / truck order		1.20					45473	-
EuroFol EPDM 1.5 mm / truck order		1.50					45474	-
EuroFol EPDM 1.0 mm, Rollcut width=12 m		1.00					57956	-

## 2D DESIGNS

Product	Length max. m	Width max. m	Grid size length m	Grid size width m	Thickness mm	Colour	Item no.	Item no. (GB-Version)
EuroFol EPDM 1.0 mm, 2D Basic	30.00	30.00	0.50	1.50	1.00	Black	57794	-
EuroFol EPDM 1.2 mm, 2D Basic					1.20		57795	-
EuroFol EPDM 1.5 mm, 2D Basic					1.50		57796	-

## ROLL SECTIONS

Product	Width m	Length max. m	Grid size length m	Thickness mm	Colour	Item no.	Item no. (GB-Version)
EuroFol EPDM 1.0 mm, Rollcut width=3 m	3.00	30.00	0.50	1.00	Black	57952	-
EuroFol EPDM 1.0 mm, Rollcut width=4.5 m	4.50					57953	-
EuroFol EPDM 1.0 mm, Rollcut width=6 m	6.00					57954	-
EuroFol EPDM 1.0 mm, Rollcut width=9 m	9.00					57955	-
EuroFol EPDM 1.0 mm, Rollcut width=12 m	12.00					57956	-
EuroFol EPDM 1.0 mm, Rollcut width=15 m	15.00					57957	-

# Stone liners

Naturally beautiful: for a particularly aesthetic appearance

**+ ROBUST**

Extra-durable decorative liner

**+ INCLUDED**

Covered in fine, real gravel

**+ GUARANTEE?**

3 years



**+ EASY FIX!**

It's easy to attach:  
Simply fix the stone liner to the pond liner with OASE Unifix+

**+ MULTI-USE**



Can also be used as decorative liner in model construction

## TECHNICAL DATA



Product	Stone liner sand 0.4 x 25 m	Stone liner sand 0.6 x 20 m	Stone liner sand 1.0 x 12 m	Stone liner sand 1.2 x 12 m	Stone liner granite-grey 0.4 x 25 m	Stone liner granite-grey 0.6 x 20 m	Stone liner granite-grey 1.0 x 12 m	Stone liner granite-grey 1.2 x 12 m	
Thickness	mm				0.50				
Roll weight	kg	35.00	45.00	50.00	60.00	35.00	45.00	50.00	60.00
Colour	Sand				Granite grey				
Material						PP			
Item no. (GB-Version)									-
Item no.	36290	36291	36292	36330	40293	40294	40295	47752	



# SWIMMING IN NATURE





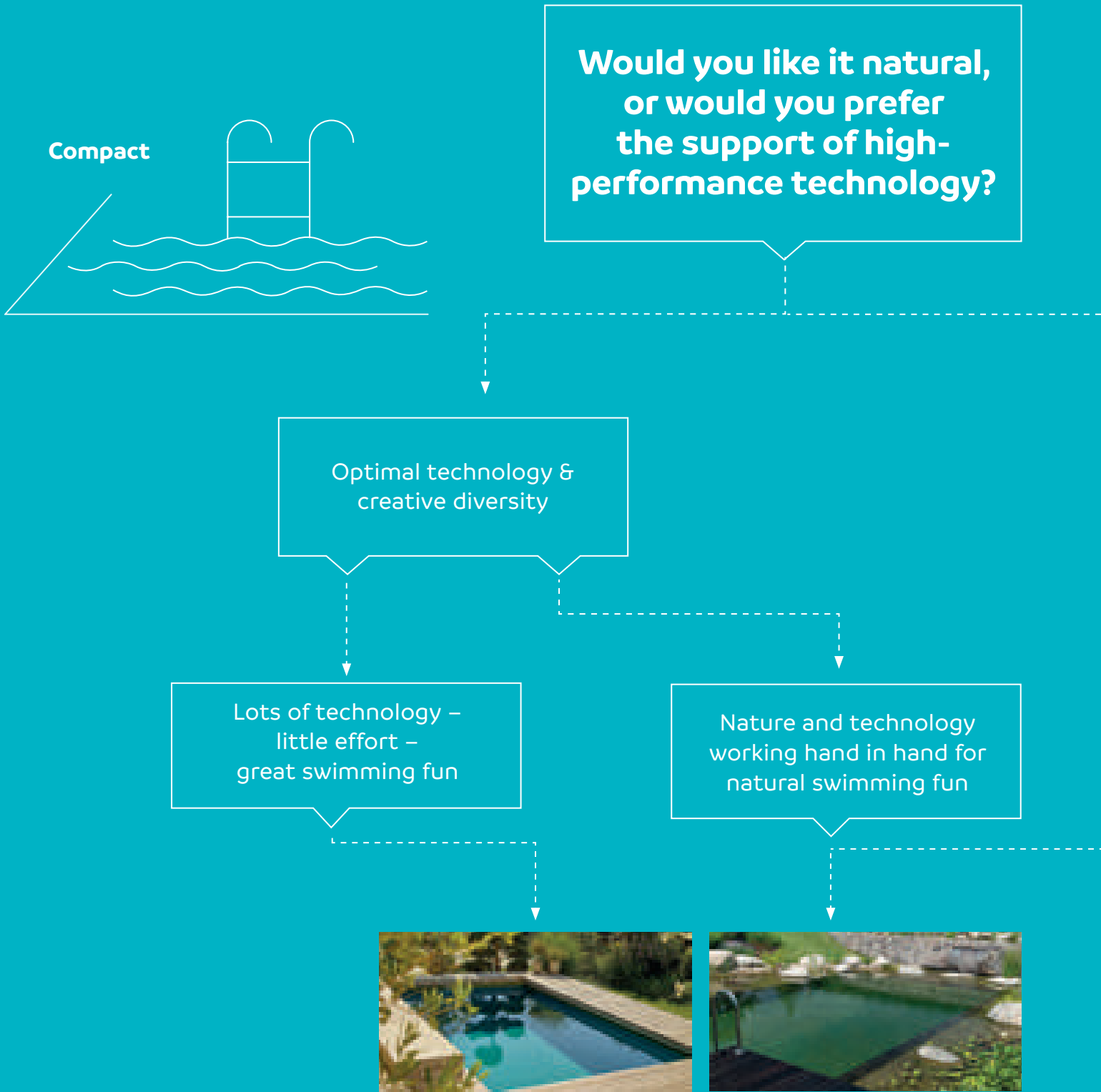


## Stay true to nature or embrace bio-tech?

OASE offers the ideal concept for every type of swimming pond. The options range from a natural swimming pond without technical or chemical cleaning to a compact solution with a full range of technical functionalities. The wide variety of modules means that various features can be combined as desired.

# SELECTION MADE EASY

The following questions will help you to choose the right type of swimming pond:



POND CONCEPTS	Compact pool with compact technology	Bio-water pool with crystal-clear water fun
Nature experience:	•	••
Maintenance effort:	•	••
Space requirement:	•	••
Costs per m <sup>2</sup> :	•••••	••••

> From page 92



> From page 94



Natural bathing in harmony with flora and fauna

You would like light-touch technical support

You love swimming with pond plants and animals



Water treatment including light circulation

Gentle technology supports nature

Natural and self-regulating

- • •
- • •
- • •
- • •

- • • •
- • • •
- • • •
- •

- • • • •
- • • • •
- • • • •
- 


> From page 98

> From page 100

> From page 102

# CRITERIA FOR SELECTING THE RIGHT SWIMMING POND

The following applies to every type of swimming pond: Make sure to use an adequately sized circulation system and compatible filter technology for optimal reduction or conversion of the amount of nutrients in your pond system, ensuring long-term enjoyment of your swimming pond. Answer the following questions to find the right solution for you:




**How many people will be using the pond?**

**Will the pond be used only by adults or by children as well?**

Our checklist will help you plan your swimming pond

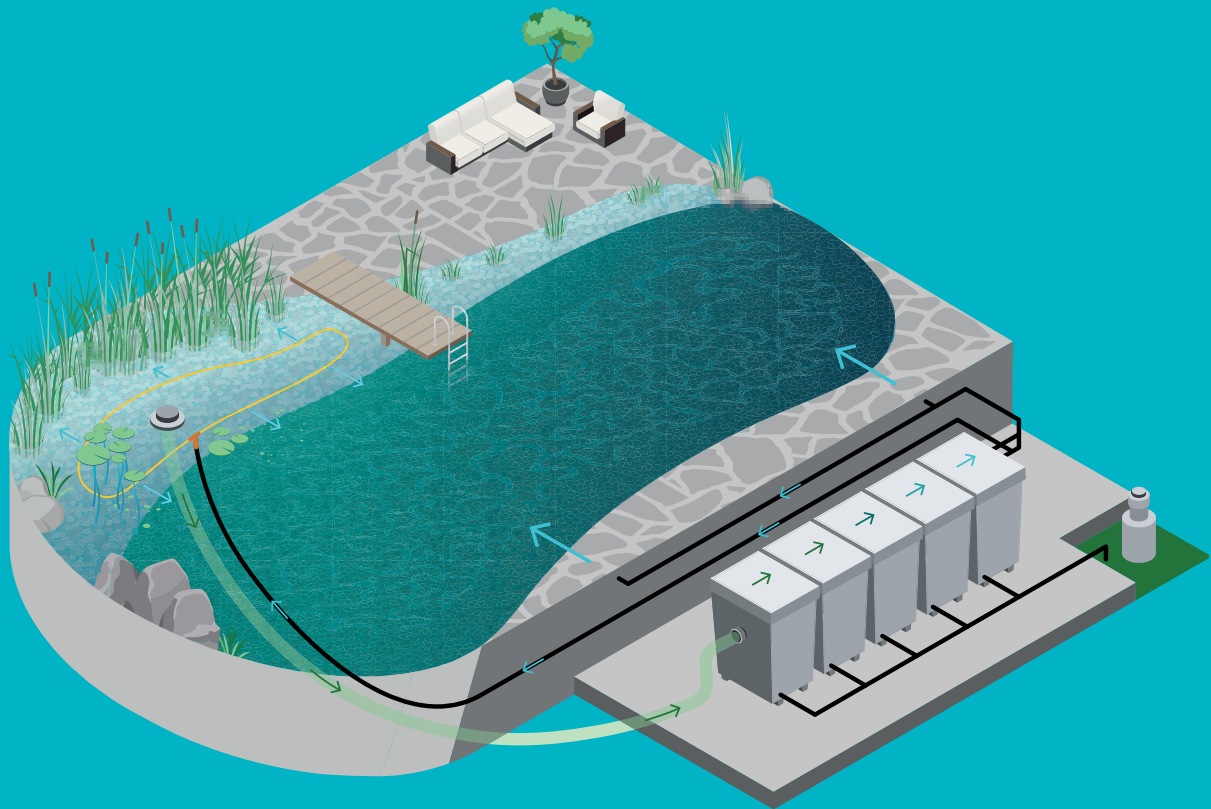
More information on the professional questionnaire will soon be available at:  
[www.oase.com/en/swimming-ponds](http://www.oase.com/en/swimming-ponds)



**What time of year  
would you like to use  
your swimming pond?**



**Is the swimming pond  
also going be heated in  
winter?**




## **i THE MOST IMPORTANT REQUIREMENTS FOR THE SAFE USE OF TECHNOLOGY IN AND AROUND A PRIVATE SWIMMING POND:**

- > In the swimming and bathing pond, only the operation of pumps and other devices with a maximum voltage of 12 V is possible. Exception: Lights can be operated in the pond up to a voltage of 30 volts DC.
- > All devices with a plug (e.g. UVC clarifiers, circulation pumps, transformers for light and/or aerators) with more than 12 V voltage must be installed out of the water. In this case, either a minimum distance of 2 m must be maintained to the shoreline or the installation must be in a lockable installation room.
- > In this installation room, for example, the pump can also be installed and operated in a dry state directly next to the pond or flooded in a separate pump chamber.
- > In general, all water-carrying lines – i.e. inlet and return lines – between the electrical device and the shore line or the pool wall must be made of plastic and be at least 2 m in length.
- > For further protection, a 30 mA residual current circuit breaker must be used. The information in the respective instructions for use for the OASE technology must be adhered to.
- > Installation and assembly in accordance with DIN VDE 0100 Part 702 and Part 737 for work on electrical installations may only be carried out by a specialist. In private settings, this is usually the power supply between the fuse box and the socket.









## Compact swimming ponds

You love it when things are clear and simple. And you want that all day, every day, with minimal time and effort spent on maintenance. Your swimming pond receives constant treatment from a high-performance, multi-level system. The base and the walls of the swimming pond are regularly cleaned by a robot. The range of technological features ensures the greatest possible automation. Individual features can be combined to always ensure clear water. Plants are not essential in this type of pond.

A multi-level system consisting of skimmer, sieves, biofilter and phosphate binding removes solids and reduces the amount of dissolved nutrients.

# Swimming pond type 1

## Compact

### + WATERFALL

Available as an option: decorative water feature during the day and charming light effect in the evening

### + CONTINUOUS FLOW

Simple and effective circulation

### + POOL ROBOT

The bottom of the pool and its walls are cleaned thoroughly and fully automatically

### + MODULAR FILTER SYSTEM

Works almost by itself; the nutrient-rich biofilm is mechanically separated and cleaned off in the Moving Bed System

### + PHOSPHATE BINDING

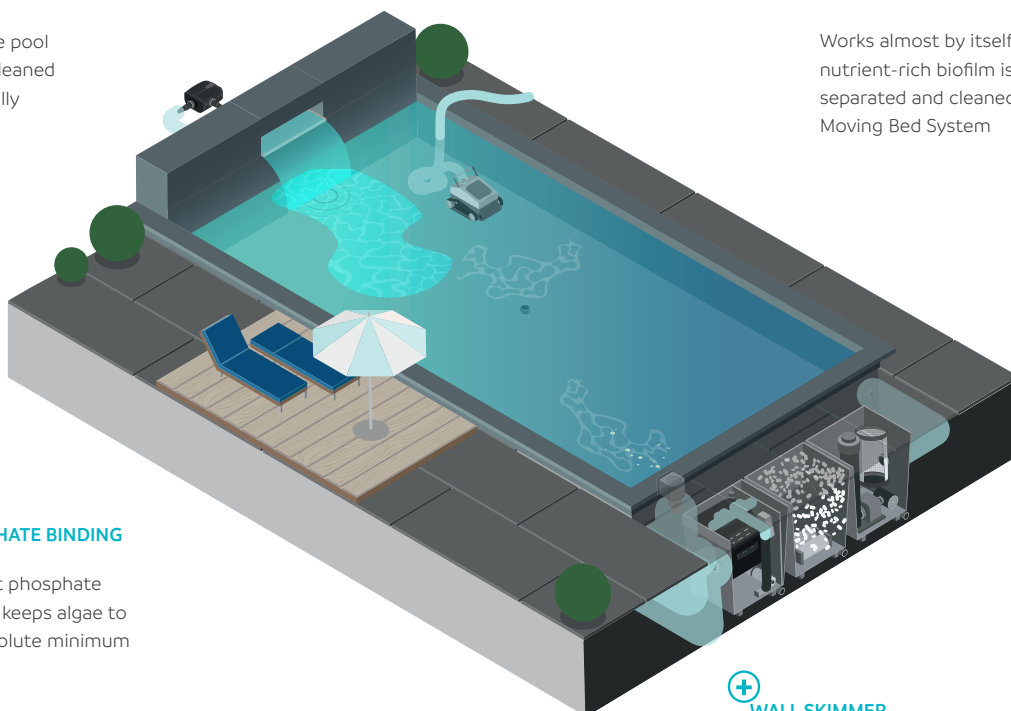
Efficient phosphate binding keeps algae to the absolute minimum


### + WALL SKIMMER

Effective skimming at the surface of the water through the wide mouth entrance, height-adjustable, amphibian-friendly; optional stainless steel trim

### + OASE CONTROL

Full control: Control the filter and pump with ease via the app





- 1. ProfiSkim Wall**  
The skimmer for gravity-fed systems with 100 mm connection
- 2. Example of a natural pool**  
In the third year of operation
- 3. OPTIMAL**  
Ideal for set-up in a pump vault

- 4. Drum filter**  
With filter refinement that can be adapted to requirements
- 5. Hel-X**  
High-performance bio filter medium with large surface area
- 6. PhosLess Power Flow**  
Binds phosphates sustainably and securely like a safe

# Swimming pond type 2

## Optimal biofilm

### + ROUND SKIMMER

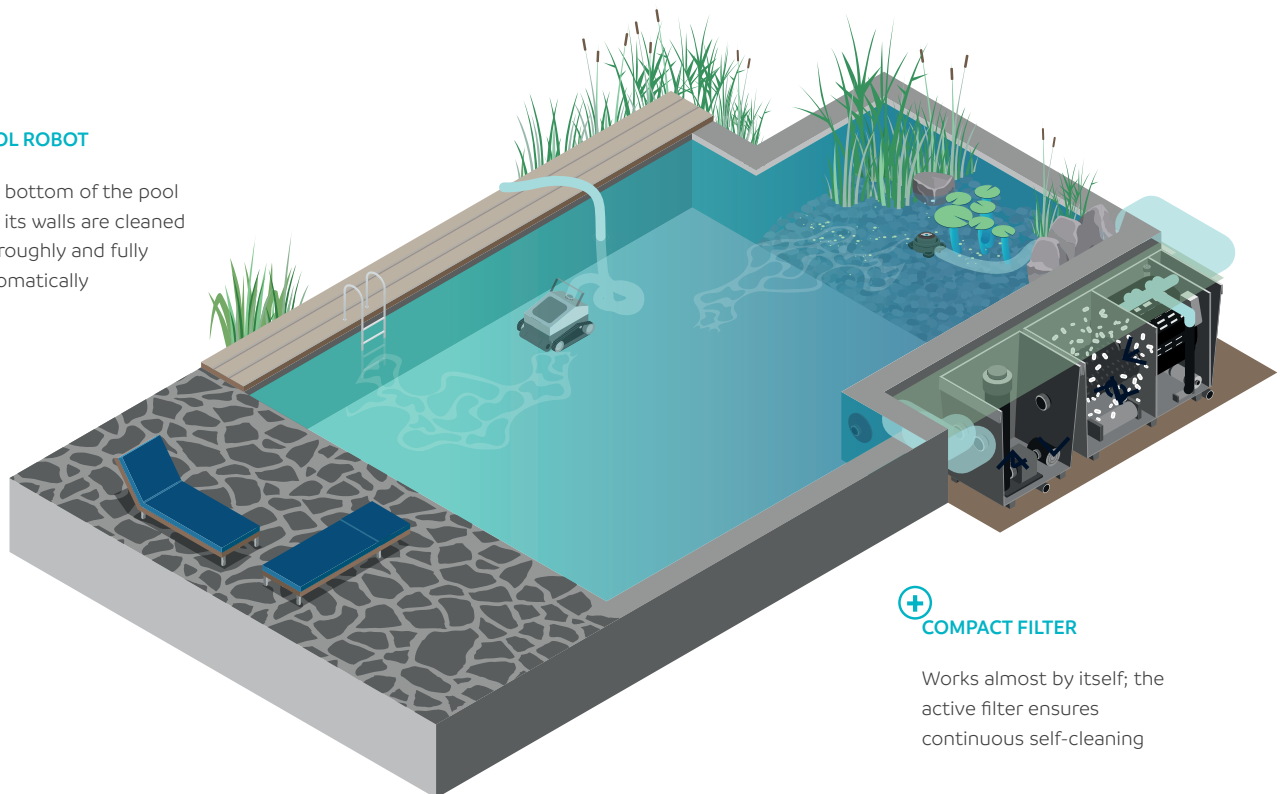
Sufficient capacity even for serious contamination; with XXL basket for cases of heavy leaf fall

### + COMPACT GRAVEL FILTER

Passive filter ensures that nutrients are bound and converted in the system

### + POOL ROBOT

The bottom of the pool and its walls are cleaned thoroughly and fully automatically





### + COMPACT FILTER

Works almost by itself; the active filter ensures continuous self-cleaning

### + OASE CONTROL

Full control: Control the filter and pump with ease via the app



**1. PondoVac Premium**  
Optional nutrient removal

**2. AquaMax**  
Powerful and reliable

**3. Phosless Direct**  
Phosphate fixation and removal with the vacuum


**4. ProfiClear Premium Compact M**

The fully automatic coarse dirt separation simply rinses the dirt out of the filter thanks to drum filter technology

**5. ProfiClear Premium Compact L**  
Small space requirement and good integrability

**6. ProfiSkin**  
Amphibian-friendly skimmer





## Natural swimming ponds

You love swimming with pond plants and animals. You don't want any more than what nature has to offer. The fact that the water can become slightly cloudy and silt can build up at the base of the pond in May/June when plants begin to grow more rapidly only adds to the natural scene. Select this natural design so that the biological processes have the correct support. You can also remove the silt at the start or end of the bathing season. The rest of the year, the natural plants and pond organisms help treat the water. Your pool does not require any technical or chemical support. Our most natural variation!

We provide optimal construction and sealing materials for your swimming pond.



# Swimming pond type 3

## Light circulation

### + CIRCULATION

The gentle circulation can be regulated via the controller as required (controller must be purchased separately and connected to the pump)

### + NO ADDITIONAL PUMP WELL


The safe 12 V pump can be placed directly in the swimming pond

### + ROUND SKIMMER

Skims a large pond surface area, amphibian-friendly; optional 2 mm sieve

### + GRAVEL AND/OR PLANT FILTER

Passive filter ensures that nutrients are bound and converted in the system






### + POND VACUUM

Remove nutrients as part of routine care

### + SYSTEM SUPPORT

AquaActiv SediFree reduces nutrient-rich detritus and processes phosphates





**1. SwimFol**

Robust 1.5 mm swimming pond liner

**2. Modular expansion**

Filter system that can be adapted to meet local conditions

**3. Safe 12 V pump**

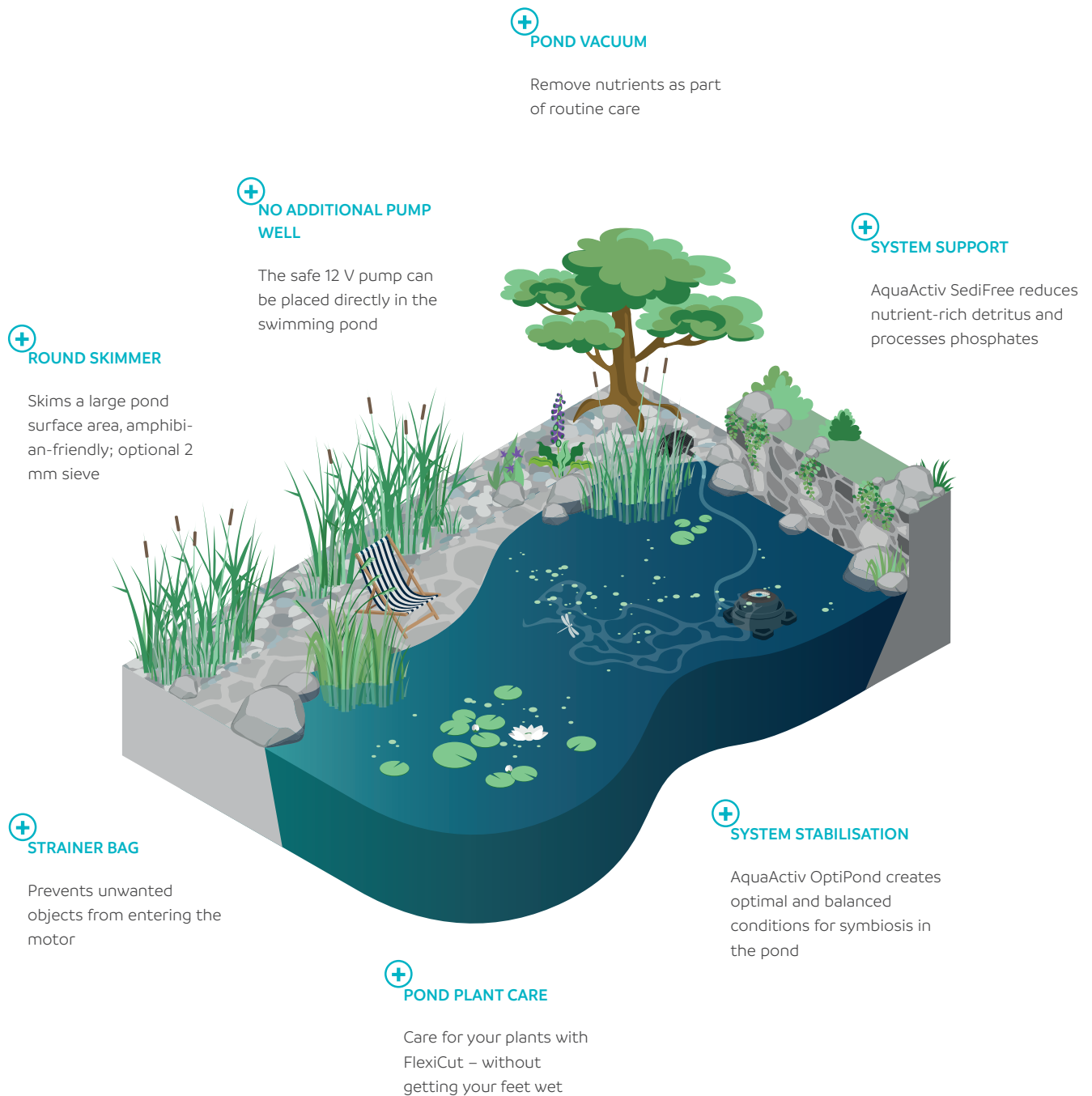
With an extra-long cable between pump and switching power supply unit

**4. SediFree**

Keeps the pores in the gravel filter free for optimal performance

# Swimming pond type 4

## Low-level technical features



1



3



4



2



**1. Pump shield**

Prevents early clogging of motors or nozzles in certain seasons. Safe for fish and plants

**2. AquaMax 6000/ 12000 12 V**

Optional skimmer operation and gentle overall circulation of the body of water

**3. ProfiSkim 100**

Extra-large catch basket for leaves and plant remains

**4. EPDM film**

Particularly environmentally friendly. Ideal for natural-style swimming pond constructions

# Swimming pond type 5

## Without technical features

### + LINER

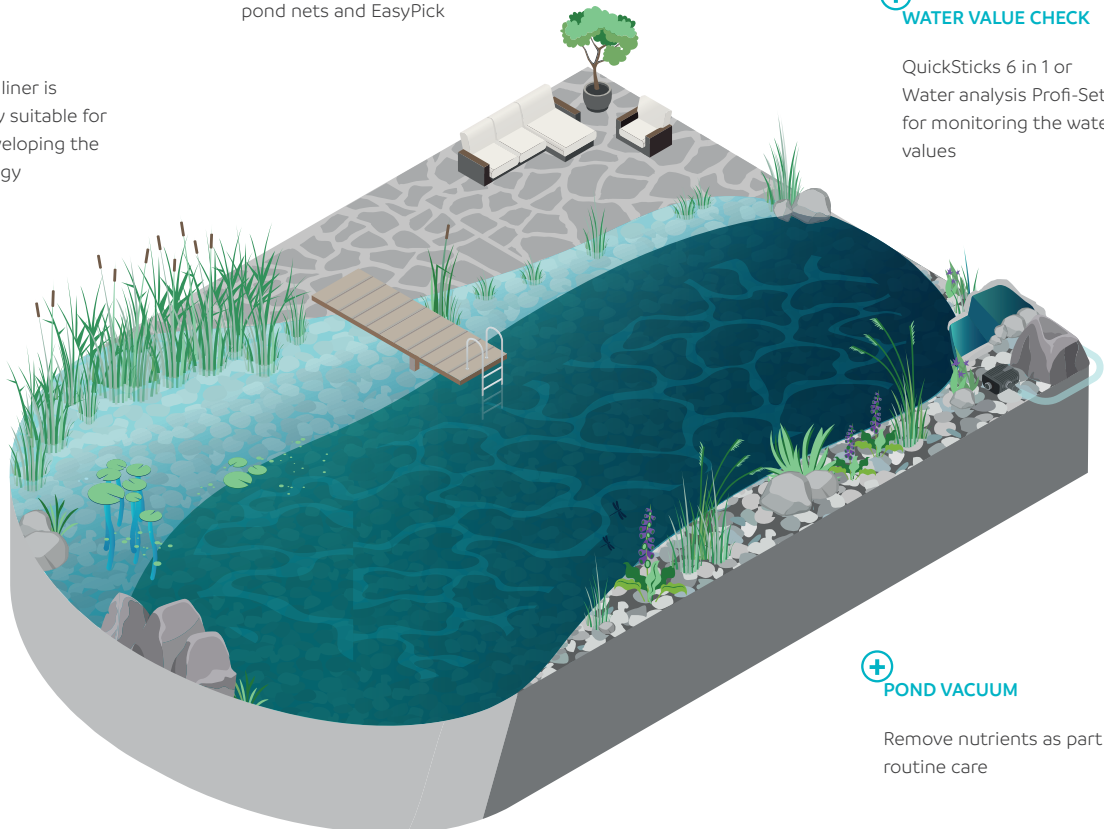
The EPDM liner is particularly suitable for rapidly developing the pond biology

### + REMOVE BIOMASS

Keep your pond clean with ease using OASE pond nets and EasyPick

### + WATER VALUE CHECK

QuickSticks 6 in 1 or Water analysis Profi-Set for monitoring the water values





### + POND VACUUM

Remove nutrients as part of routine care

### + STRENGTHEN POND BIOLOGY

Add AquaActiv BioKick/BioKick Premium in spring and/or during the year for rapid activation or seasonal maintenance of the filter biology



**1. Pond edge**

Protects the pond from water loss and eutrophication from the outside

**2. PondoVac 5**

Removal of sunken substances

**3. EPDM film**

Particularly environmentally friendly. Ideal for natural-style swimming pond constructions

# POND PUMPS





## POND PUMPS

### GRAVITY FILTER PUMPS

> [From page 108](#)

### FILTER & WATERCOURSE PUMPS

> [From page 114](#)

### FOUNTAIN PUMPS

> [From page 128](#)

### SWIMMING POND PUMPS

> [From page 136](#)

### PUMP ACCESSORIES

> [From page 146](#)

---

### SELECTION GUIDE

> [From page 106](#)

### PUMP PERFORMANCE CURVE OVERVIEW

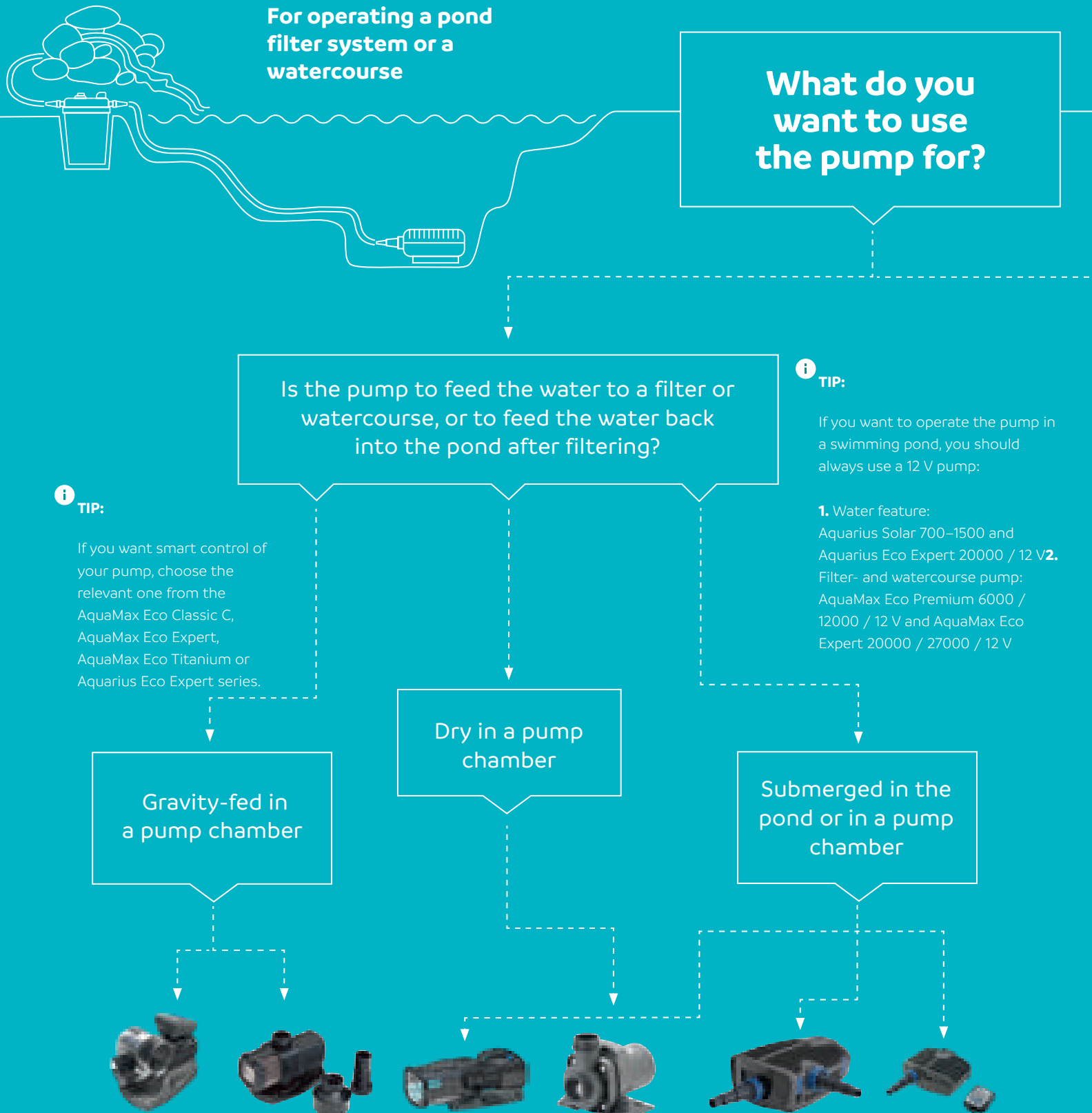
> [From page 148](#)

Further information is  
available at:  
[www.oase.com/en/  
pond-pumps](http://www.oase.com/en/pond-pumps)



# SELECTION MADE EASY

The following questions will help you to choose the right pump:



**What do you want to use the pump for?**

**For operating a pond filter system or a watercourse**

**Is the pump to feed the water to a filter or watercourse, or to feed the water back into the pond after filtering?**

**TIP:**  
If you want to operate the pump in a swimming pond, you should always use a 12 V pump:

**TIP:**  
If you want smart control of your pump, choose the relevant one from the AquaMax Eco Classic C, AquaMax Eco Expert, AquaMax Eco Titanium or Aquarius Eco Expert series.

**1. Water feature:**  
Aquarius Solar 700–1500 and Aquarius Eco Expert 20000 / 12 V.  
**2. Filter- and watercourse pump:**  
AquaMax Eco Premium 6000 / 12000 / 12 V and AquaMax Eco Expert 20000 / 27000 / 12 V

**Gravity-fed in a pump chamber**

**Dry in a pump chamber**

**Submerged in the pond or in a pump chamber**

GRAVITY FILTER PUMPS		FILTER PUMPS AND WATERCOURSE PUMPS		SUBMERSIBLE PUMPS	
<b>AquaMax Eco Titanium</b> 31000–81000	<b>AquaMax Eco Gravity</b> 10000–20000	<b>AquaMax Eco Expert</b> 20000–44000	<b>AquaMax Dry</b> 6000–14000	<b>AquaMax Eco Premium</b> 4000–20000	<b>AquaMax Eco Classic / Classic C</b> 2500–17500 / 9000–18000

> From page 110      > From page 112      > From page 116      > From page 118      > From page 122      > From page 124



For operating  
a fountain or  
a water feature



Should the pump be complete  
with nozzles or are they not needed?

Without nozzles  
(e.g. for  
a spring stone)

With



**FOUNTAIN PUMPS**

**Aquarius Eco**  
Expert 20000–44000

**Aquarius Universal**  
Premium 3000–12000

**Aquarius Universal**  
Classic 440–2000

**WATER FEATURE PUMPS**

**Aquarius Fountain**  
Set Eco 5500–9500

**Aquarius Fountain**  
Set Classic 750–4000 E

**Aquarius Solar**  
700–1500

> From page 130

> From page 132

> From page 134

> From page 230

> From page 232

> From page 234

# GRAVITY FILTER PUMPS COMPARED



PRODUCT	AquaMax Eco Titanium			AquaMax Eco Gravity		
	31000	51000	81000	10000	15000	20000
Max. flow rate in l/h	31500	51000	81000	10000	15000	18000
Max. height water column in m	3.30	4.00	5.5	1.3	1.8	2.2
Power consumption in W	35-170	70-320	100-730	65	85	120
Rated voltage	220-240 / 50/60 Hz			220-240 / 50 Hz		
Dry installation?	For submerged or dry installation			For submerged or dry installation		
Frost-proof down to -20°C	No			Yes		
Electronic adjustment	Yes			No		
<b>Item no.</b>	<b>73656</b>	<b>73657</b>	<b>77462</b>	<b>57091</b>	<b>57092</b>	<b>57093</b>
<b>Item no. (GB-Version)</b>	-			-		
Page	> 110	> 110	> 110	> 112	> 112	> 112



# Powerhouses

Gravity filter pumps are especially suitable for demanding pond systems. They convey large quantities of water at low water pressure and their special technology makes them particularly energy efficient.

AquaMax Eco Gravity models are used in medium-sized ponds.

AquaMax Eco Titanium pumps are ideal for large bodies of water and koi ponds: with a flow rate of up to 81000 l/h, they can manage even bigger jobs with ease.

The Environment Function Control developed by OASE protects them from blockages and dry running. The patented Seasonal Flow Control (SFC) function measures the temperature of the water through the seasons and adjusts the flow rate accordingly.

All AquaMax Eco Titanium pumps are also suitable for use in saltwater.

# AquaMax Eco Titanium

Full speed ahead for gravitational filter systems – even on koi ponds!

ECO

OASE Control

**+** ENERGY EFFICIENCY

Flow-optimised hydraulics help achieve an outstanding level of efficiency

**+** DURABLE

The rotor shaft and bearings are made of high-performance ceramic (silicon carbide or SIC ceramic) – for optimum reliability and longevity

**+** FOR THE LARGEST PONDS

Innovative, energy-efficient gravity filter pump for large bodies of water, even with koi stock

**+** MADE IN GERMANY

Precise and reliable engineering skills at a particularly high level of quality



**+** IDEAL

Ideal for set-up in a pump vault

**+** SFC FUNCTION

Switch on via optional accessories and save up to 30% energy on top

**+** SUPER ROBUST

Pump housing made of stainless steel

**+** FOR UNIVERSAL USE

Suitable for submerged use or use in dry conditions – also suitable for saltwater

**+** EFFICIENT

Consistently superior precision and energy efficiency

## ACCESSORIES

Product		Item no.	Item no. (GB-Version)
Safety grid AquaMax Eco 2 1/2"	> Page 146	48597	-
Safety grid AquaMax Eco 3"	> Page 146	73658	-
Eco Control	> Page 144	47673	-
Garden Controller Home	> Page 286	55316	-
Garden Controller Cloud	> Page 286	55317	-
InScenio FM-Master Home	> Page 288	70785	70786
InScenio FM-Master Cloud	> Page 288	70788	70789
OASE Control connection cable 2.5 m	> Page 147	47038	-
OASE Control connection cable 5.0 m	> Page 147	47039	-
OASE Control connection cable 10.0 m	> Page 147	47040	-
OASE Control connection cable 30.0 m	> Page 147	72713	-
OASE Control cable connector	> Page 147	47788	-

NEW



**1. Oasis of well-being**

Get that holiday feeling in your own natural pool.

**2. Robust pump housing**

Cast stainless steel enables the achievement of durable, above-average precision and energy-efficiency. The entire pump housing can be adjusted upwards by 90°.

**3. Special channel-type impeller**

The impeller impresses through its extremely long service life. Even under continuous load, signs of wear cannot be detected.

**4. Connection for OASE Control control units**

Pumps can be regulated and controlled in an innovative and convenient fashion using control units such as Eco Control.

**TECHNICAL DATA**

Product		AquaMax Eco Titanium 31000	AquaMax Eco Titanium 51000	AquaMax Eco Titanium 81000
Dimensions (L x W x H)	mm	275 x 175 x 200	350 x 220 x 245	390 x 235 x 245
Rated voltage		220 - 240 V / 50/60 Hz		
Power consumption	W	35 - 170	70 - 320	100 - 730
Power cable length	m	10.00		
Net weight	kg	9.20	16.50	18.00
Guarantee (+ request guarantee)	Years	3 + 2		
Max. flow rate	l/min	525	850	1350
Max. flow rate	l/h	31500	51000	81000
Max. head height, metres	m	3.30	4.00	5.50
Pressure-side connection		G 2 ½		G 3
Suction-side connection		G 2 ½		G 3
Max. coarse debris displacement	mm	6		
Electronic adjustment		Yes		
OASE Control connection		Yes		
Setup type		Can be set up underwater & dry installed		
Item no. (GB-Version)		-		
<b>Item no.</b>		<b>73656</b>	<b>73657</b>	<b>77462</b>

\*Guarantee valid under the guarantee conditions from OASE. Can be viewed at [www.oase.com/guarantee](http://www.oase.com/guarantee)  
 Pump performance curve overview of pond pumps (> see page 148)



# AquaMax Eco Gravity

For gravity fed filter systems on koi ponds and swim ponds

**+ EXTRA-STABLE**

Thanks to the removable mount and stand

**+ SWIMMING AND NATURAL POOLS**

Possible to use in an external pump vault

**+ WINTER-PROOF**

This pump is damage-resistant down to temperatures as low as -20°C

**+ ENVIRONMENTAL FUNCTION CONTROL**

Pump blockage and dry run protection thanks to EFC by OASE



**+ ADAPTER INCLUDED**

Connection set for hose (2"/DA 63) and pipe connection (DN 75/DN 110) are included in the scope of delivery

**+ FOR UNIVERSAL USE**

Can be set up underwater or in dry conditions

## ACCESSORIES

Product	Product details	Item no.	Item no. (GB-Version)
Safety grid AquaMax Eco 2" > Page 146	Optional safety attachment for wet setup in a pump chamber, prevents unintentional debris reaching the suction inlet.	73536	-
Rubber feet AquaMax Eco Gravity > Page 147	A secure AquaMax Eco Gravity stand for pump chambers in conjunction with a Bitron Premium.	73758	-
Pumpshield > Page 147	50 x 50 cm, made from strong, durable fabric. Prevents early clogging of motors or nozzles in certain seasons.	34876	-
AquaActiv PumpClean 500 ml > Page 370		40242	75806



### TECHNICAL DATA

Product		AquaMax Eco Gravity 10000	AquaMax Eco Gravity 15000	AquaMax Eco Gravity 20000
Dimensions (L x W x H)	mm		272 x 142 x 182	
Rated voltage			220 - 240 V / 50 Hz	
Power consumption	W	65	85	120
Power cable length	m		10.00	
Net weight	kg	4.20		4.50
Guarantee (+ request guarantee) *	Years		3 + 2	
Max. flow rate	l/min	166	250	300
Max. flow rate	l/h	10000	15000	18000
Max. head height, metres	m	1.30	1.80	2.20
Pressure-side connection			G 2	
Suction-side connection			G 2	
Hose connection	mm		50	
Hose connection			2", DA 63, DN 75, DN 110	
Filter intake surface	cm <sup>2</sup>		200	
Max. coarse debris displacement	mm		6	
Electronic adjustment			No	
Setup type			Can be set up underwater & dry installed	
Item no. (GB-Version)			-	
<b>Item no.</b>		<b>57091</b>	<b>57092</b>	<b>57093</b>

\*Guarantee valid under the guarantee conditions from OASE. Can be viewed at [www.oase.com/guarantee](http://www.oase.com/guarantee)  
 Pump performance curve overview of pond pumps (> see page 148)



# Particularly energy-efficient and powerful

In addition to the particularly energy-efficient entry-level models of the AquaMax Eco Classic range and the electronically adjustable AquaMax Eco Classic C range, the Eco Premium models feature a second input for a satellite filter or skimmer and are also guaranteed to be frost-proof down to -20°C. The Eco Twin pumps for larger ponds feature an additional motor that can be controlled separately. AquaMax Eco Expert pumps deliver up to 44000 l/h and are guaranteed to be frost-proof down to -20°C. Our patented Seasonal Flow Control (SFC) function provides intelligent and environmentally conscious regulation of the amount of water and the delivery height based on the water temperature.

## FILTER PUMPS AND WATERCOURSE PUMPS COMPARED



PRODUCT	AquaMax Eco Expert				AquaMax Dry			AquaMax Eco Twin		AquaMax Eco Premium			
Max. flow rate in l/h	21000	26000	36000	44000	6000	8000	14000	20000	30000	4000	6000	8000	10000
Max. height water column in m	21000	26000	36000	44000	6000	7500	13500	20000	27000	4000	6000	8000	10000
Power consumption in W	8	8.5	9	9.5	2.2	3	5	4.5	5.2	3.30	3.70	4.10	4.70
Rated voltage	40-350	60-440	90-540	140-700	75	100	230	20-198	20-320	10-35	12-45	15-60	19-88
Dry installation?	220-240 / 50/60 Hz				220-240 / 50 Hz			220-240 / 50/60 Hz		220-240 / 50/60 Hz			
Frost-proof down to -20°C	For submerged or dry installation				Dry only			For submerged use only		For submerged or dry installation			
Electronic adjustment	Yes				No			Yes		Yes			
Item no.	Yes				Yes			Yes		Yes			
Item no. (GB-Version)	<b>39916</b>	<b>39917</b>	<b>54614</b>	<b>54615</b>	<b>50393</b>	<b>50066</b>	<b>50068</b>	<b>50708</b>	<b>50710</b>	<b>50734</b>	<b>50736</b>	<b>50740</b>	<b>51078</b>
Page	-	-	-	-	-	<b>50069</b>	-	-	-	<b>50735</b>	<b>50739</b>	<b>50741</b>	<b>51085</b>
	> 116	> 116	> 116	> 116	> 118	> 118	> 118	> 120	> 120	> 122	> 122	> 122	> 122





PRODUCT	AquaMax Eco Premium			AquaMax Eco Classic C			AquaMax Eco Classic						
	12000	16000	20000	9000	12000	18000	2500E	3500E	5500	8500	11500	14500	17500
Max. flow rate in l/h	12000	15600	19500	8800	12000	17600	2600	3500	5300	8300	11000	13600	17400
Max. height water column in m	5,00	5,20	5,40	4,5	4,7	5,3	2,2	2,6	2,8	3,2	3,3	3,4	3,7
Power consumption in W	10–110	11–145	15–180	23–90	26–120	33–175	23	35	60	80	100	135	170
Rated voltage	220–240 / 50/60 Hz			220–240 / 50/60 Hz			220–240 / 50 Hz						
Dry installation?	For submerged or dry installation			For submerged or dry installation			For submerged or dry installation						
Frost-proof down to -20°C	Yes			No			No						
Electronic adjustment	Yes			Yes			No						
Item no.	<b>50742</b>	<b>50745</b>	<b>56406</b>	<b>73336</b>	<b>73337</b>	<b>73338</b>	<b>20225</b>	<b>20249</b>	<b>51096</b>	<b>51099</b>	<b>51102</b>	<b>51104</b>	<b>56653</b>
Item no. (GB-version)	<b>50743</b>	<b>50746</b>	<b>56409</b>	<b>73339</b>	<b>73340</b>	<b>73341</b>	<b>20241</b>	<b>20264</b>	<b>51098</b>	<b>51100</b>	<b>51103</b>	<b>51109</b>	<b>56710</b>
Page	> 122	> 122	> 122	> 124	> 124	> 124	> 126	> 126	> 126	> 126	> 126	> 126	> 126

# AquaMax Eco Expert

Energy-efficient powerhouses for even the most demanding of systems

**+ ENVIRONMENTAL  
FUNCTION CONTROL**

This is EFC, by OASE: no problems caused by the pump being blocked or running dry

**+ EXPERTS**

Perfect for use in demanding filter systems or for large watercourses and waterfalls

**+ DURABLE**

The robust housing which also contains stainless steel is super durable



**+ VERSATILE**

You can place this pump in dry conditions or submerged underwater

**+ LARGE SOLIDS  
HANDLING**

Reliable conveying of plant parts or fish faeces up to a size of 11 mm

**+ EXCEPTIONALLY QUIET**

Exceptionally quiet-running pump, ideal for use in a pump vault

**+ SFC FUNCTION**



Switch on and save up to 30% energy

**+ MADE IN GERMANY**

Precise and reliable engineering skills at a particularly high level of quality

## ACCESSORIES

Product		Item no.	Item no. (GB-Version)
Safety grid AquaMax Eco 2"	> Page 146	73536	-
Safety grid AquaMax Eco 2 1/2"	> Page 146	48597	-
Garden Controller Home	> Page 286	55316	-
Garden Controller Cloud	> Page 286	55317	-
InScenio FM-Master Home	> Page 288	70785	70786
InScenio FM-Master Cloud	> Page 288	70788	70789
Eco Control	> Page 144	47673	-
OASE Control connection cable 2.5 m	> Page 147	47038	-
OASE Control connection cable 5.0 m	> Page 147	47039	-
OASE Control connection cable 10.0 m	> Page 147	47040	-
<b>NEW</b> OASE Control connection cable 30.0 m	> Page 147	72713	-
OASE Control cable connector	> Page 147	47788	-
Extension cable Expert 12 V 10 m	> Page 116	84032	-



**1. An oasis of well-being**

for your home.

**2. Winter-proof**

This pump is damage-resistant down to temperatures as low as -20°C.

**3. Connection for OASE Control control units**

Innovative, convenient and handy – Eco Expert pumps can be regulated and controlled via an OASE Control connection using control units such as Eco Control.

**TECHNICAL DATA**

Product		AquaMax Eco Expert 21000	AquaMax Eco Expert 26000	AquaMax Eco Expert 36000	AquaMax Eco Expert 44000
Dimensions (L x W x H)	mm	490 x 240 x 210		540 x 250 x 220	
Rated voltage		220 - 240 V / 50/60 Hz			
Power consumption	W	40 - 350	60 - 440	90 - 540	140 - 700
Power cable length	m	10.00			
Net weight	kg	12.00		14.90	
Guarantee (+ request guarantee) *	Years	3 + 2			
Max. flow rate	l/min	350	433	600	733
Max. flow rate	l/h	21000	26000	36000	44000
Max. head height, metres	m	8.00	8.50	9.00	9.50
Pressure-side connection	mm	50			
Pressure-side connection		G 2			
Suction-side connection	mm	50			63
Suction-side connection		G 2			G 2 ½
Hose connection	mm	38 / 50			
Hose connection		1 ½", 2"			
Filter intake surface	cm²	1060		1120	
Max. coarse debris displacement	mm	11			
OASE Control connection		Yes			
Electronic adjustment		Yes			
Setup type		Can be set up underwater & dry installed			
Item no. (GB-Version)		-			
<b>Item no.</b>		<b>39916</b>	<b>39917</b>	<b>54614</b>	<b>54615</b>

\*Guarantee valid under the guarantee conditions from OASE. Can be viewed at [www.oase.com/guarantee](http://www.oase.com/guarantee)  
 Pump performance curve overview of pond pumps (> see page 148)



# AquaMax Dry

Especially designed for dry installation

**+ HIGH-PERFORMANCE**

Filter pump designed for installation in a dry, separate pump vault

**+ EXCEPTIONALLY QUIET!**

Extremely quiet motor

**+ STABLE**

Thanks to the solid stand



**+ CONTROL SYSTEM**

Can be electronically controlled with the OASE InScenio FM-Master 3 garden socket

**+ SWIMMING AND NATURAL POOLS**

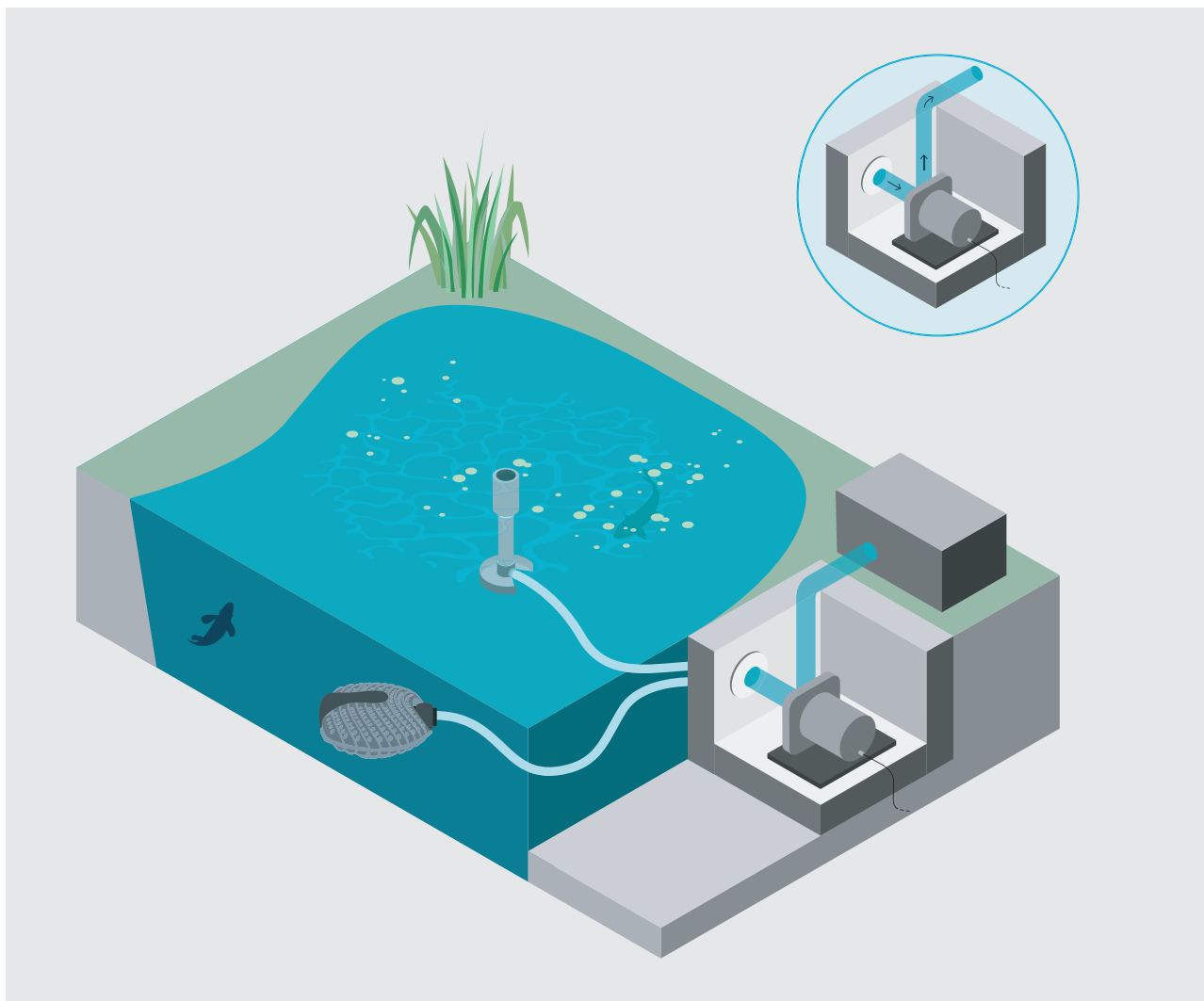
Possible to use in an external pump vault

**+ INCLUDED**

Two hose connections and two stainless steel hose clips are included

## ACCESSORIES

Product	Product details	Item no.	Item no. (GB-Version)
Satellite filter AquaMax Eco > Page 146	Enables intake of polluted water at an additional point on the pond floor.	57177	-
AquaSkim 20 > Page 330	Skimmers for powerful suctioning of pond surfaces. Remove particles before they settle and impair the water quality.	51236	-
AquaSkim 40 > Page 330		56907	-
InScenio FM-Master 3 > Page 290	Wireless remote control garden power outlet for electronic adjustment.	36311	56473
InScenio FM-Profimaster > Page 290		56886	not available in GB!
Y-distributor 1 1/2" > Page 50	Water distributor with 1 inlet and 2 outlets. Both outlets are individually adjustable. Operate underwater only!	56668	-
AquaActiv PumpClean 500 ml > Page 370		40242	75806



**TECHNICAL DATA**

<b>Product</b>		AquaMax Dry 6000	AquaMax Dry 8000	AquaMax Dry 14000
Dimensions (L x W x H)	mm	200 x 150 x 150		210 x 150 x 170
Rated voltage		220 - 240 V / 50 Hz		
Power consumption	W	75	100	230
Power cable length	m	10.00		
Net weight	kg	3.10	3.20	5.00
Guarantee (+ request guarantee) *	Years	3 + 2		
Max. flow rate	l/min	100	125	225
Max. flow rate	l/h	6000	7500	13500
Max. head height, metres	m	2.20	3.00	5.00
Pressure-side connection		G 1 ½		
Suction-side connection		G 1 ½		
Hose connection	mm	25 / 32 / 38		
Hose connection		1", 1 ¼", 1 ½"		
Max. coarse debris displacement	mm	8		
Electronic adjustment		Yes		
Setup type		For dry installation only		
Item no. (GB-Version)		-	50069	-
<b>Item no.</b>		<b>50393</b>	<b>50066</b>	<b>50068</b>

\*Guarantee valid under the guarantee conditions from OASE. Can be viewed at [www.oase.com/guarantee](http://www.oase.com/guarantee)  
 Pump performance curve overview of pond pumps (> see page 148)



# AquaMax Eco Twin

Particularly powerful with flexible capacity adaptation

**+ HIGHLY ECONOMICAL**

By reducing power consumption and effectively adapting output to filter activity

**+ GREAT**

Less maintenance thanks to all-round filter with a large area

**+ LARGE SOLIDS HANDLING**

Reliable conveying of plant parts or fish faeces up to a size of 11 mm

**+ POWERFUL**

Powerful filter pump, with individually adjustable flow rate of the two motors via remote control

**+ ENVIRONMENTAL FUNCTION CONTROL**

Pump blockage and dry run protection thanks to EFC by OASE



**+ SWIMMING AND NATURAL POOLS**

Possible to use in an external pump vault

**+ MADE IN GERMANY**


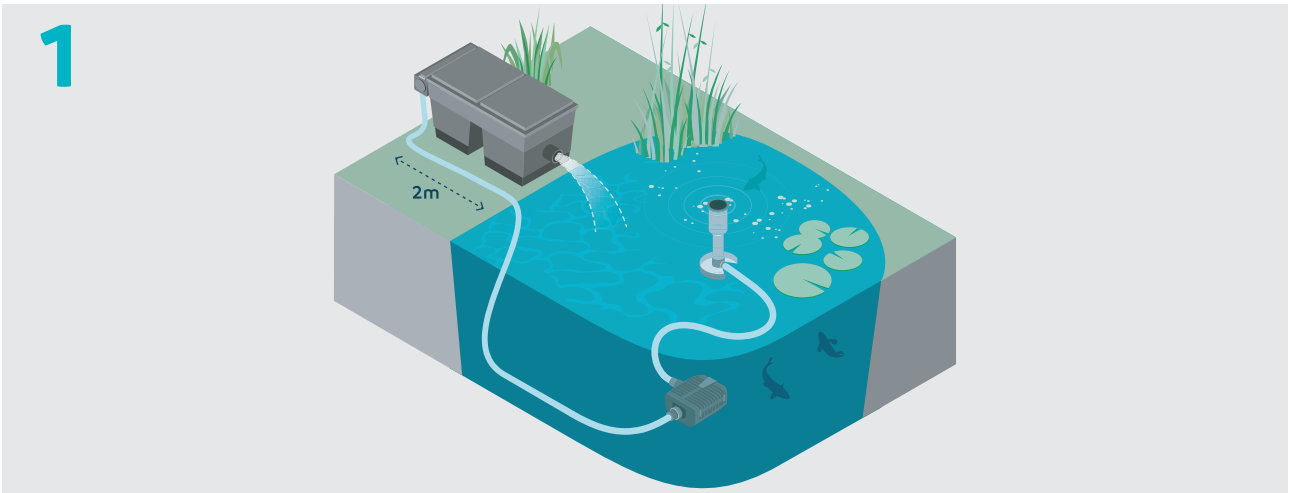
Precise and reliable engineering skills at a particularly high level of quality

**+ WINTER-PROOF**

This pump is damage-resistant down to temperatures as low as -20°C

## ACCESSORIES

Product	Product details	Item no.	Item no. (GB-Version)
Safety grid AquaMax Eco 2" > Page 146	Optional safety attachment for wet setup in a pump chamber, prevents unintentional debris reaching the suction inlet.	73536	-
Satellite filter AquaMax Eco > Page 146	Enables intake of polluted water at an additional point on the pond floor.	57177	-
AquaSkim 40 > Page 330	Skimmers for powerful suctioning of pond surfaces. Remove particles before they settle and impair the water quality.	56907	-
InScenio FM-Master Home > Page 288	This innovative switch centre can be controlled via smartphone or tablet. In addition to four power outlets with an integrated timer, it also has an OASE Control connection.	70785	70786
InScenio FM-Master Cloud > Page 288		70788	70789
InScenio 230 > Page 290	Spray water resistant garden power outlet for year round use offers connection for up to 4 devices.	55433	not available in GB!
Pumpshield > Page 147	50 x 50 cm, made from strong, durable fabric. Prevents early clogging of motors or nozzles in certain seasons.	34876	-
AquaActiv PumpClean 500 ml > Page 370		40242	75806



**1. Schematic diagram**

AquaMax Eco Twin filter and watercourse pump in combination with an OASE flow-through filter

**2. Small water worlds – big ideas.**

**3. Controller with LED display**

The motors can be separately switched on or off, or can be adjusted together via wireless remote control. Digital display of the respective capacity level.

**TECHNICAL DATA**

Product	AquaMax Eco Twin 20000	AquaMax Eco Twin 30000
Dimensions (L x W x H)	mm	380 x 360 x 205
Rated voltage		220 - 240 V / 50/60 Hz
Power consumption	W	20 - 198
Cable length	m	1.00 + 10.00
Net weight	kg	11.00
Guarantee (+ request guarantee) *	Years	3 + 2
Max. flow rate	l/min	333
Max. flow rate	l/h	20000
Max. head height, metres	m	4.50
Pressure-side connection	mm	50
Pressure-side connection		G 2
Suction-side connection	mm	50
Suction-side connection		G 2
Hose connection	mm	25 / 32 / 38 / 50
Hose connection		1", 1 ¼", 1 ½", 2"
Filter intake surface	cm²	1300
Max. coarse debris displacement	mm	11
Electronic adjustment		Yes
Setup type		Suitable for submersible use only
Item no. (GB-Version)		-
<b>Item no.</b>	<b>50708</b>	<b>50710</b>

\*Guarantee valid under the guarantee conditions from OASE. Can be viewed at [www.oase.com/guarantee](http://www.oase.com/guarantee)  
 Pump performance curve overview of pond pumps (> see page 148)



# AquaMax Eco Premium

ECO

Efficient water movement in multiple pond zones



- + PURE DESIGN**  
 Elegant – and with clever controls
- + ENERGY BALANCE**  
 Excellent, thanks to reliable pump capacity – with even less energy consumption
- + PATENTED SECOND CONNECTION**  
 Additional connection of optional filter accessories, for feeding dirt from additional pond zones
- + EXTREMELY QUIET**  
 Works extremely quietly in the case of dry installation on swimming and natural pools
- + MADE IN GERMANY**  
 Precise and reliable engineering skills at a particularly high level of quality
- + ENVIRONMENTAL FUNCTION CONTROL**  
 This is EFC, by OASE: no problems caused by the pump being blocked or running dry
- + SFC FUNCTION**  
 Switch on and save up to 30% energy
- + SEASONAL FLOW CONTROL (SFC)**  
 The intelligent, environmentally conscious and patented regulation of the water flow rate and delivery head (models from 12000 - 20000)

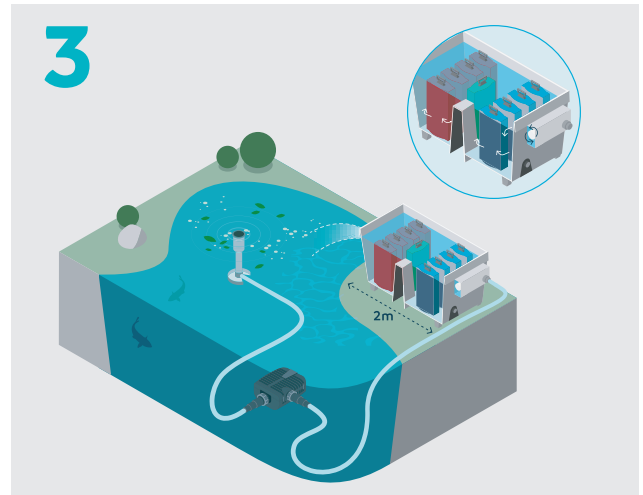
## ACCESSORIES

Product	Product details	Item no.	Item no. (GB-Version)
Safety grid AquaMax Eco 2" > Page 146	Optional safety attachment for wet setup in a pump chamber, prevents unintentional debris reaching the suction inlet.	73536	-
Satellite filter AquaMax Eco > Page 146	Enables intake of polluted water at an additional point on the pond floor.	57177	-
AquaSkim 20 > Page 330	Skimmers for powerful suctioning of pond surfaces. Remove particles before they settle and impair the water quality.	51236	-
AquaSkim 40 > Page 330		56907	-
InScenio FM-Master 3 > Page 290	Wireless remote control garden power outlet for electronic adjustment.	36311	56473
InScenio FM-Profimaster > Page 290		56886	not available in GB!
Pumpshield > Page 147	50 x 50 cm, made from strong, durable fabric. Prevents early clogging of motors or nozzles in certain seasons.	34876	-
AquaActiv PumpClean 500 ml > Page 370		40242	75806





1



3



2



4

**1. An oasis of well-being**

for your home.

**2. Regulation + 2nd Inlet**

A 2nd inlet allows connection of a satellite filter or surface skimmer. This allows the flow through to be mechanically adjusted from 0 to 100 %.

**3. Schematic diagram**

AquaMax Eco Premium filter and watercourse pump in combination with an OASE flow-through filter

**4. SFC switch**

For AquaMax Eco Premium 12000 / 16000 / 20000. With the SFC function switched on the pump automatically optimises water flow and delivery head, and reduces them by up to 50 %.

**TECHNICAL DATA**

Product		AquaMax Eco Premium 4000	AquaMax Eco Premium 6000	AquaMax Eco Premium 8000	AquaMax Eco Premium 10000	AquaMax Eco Premium 12000	AquaMax Eco Premium 16000	AquaMax Eco Premium 20000
Dimensions (L x W x H)	mm	340 x 280 x 165						
Rated voltage		220 - 240 V / 50/60 Hz						
Rated voltage (primary, secondary)		-						
Power consumption	W	10 - 35	12 - 45	15 - 60	19 - 88	10 - 110	11 - 145	15 - 180
Power cable length	m	10.00						
Cable length 12 V device (with power unit)	m	-						
Net weight	kg	5.30			5.40		6.10	
Guarantee (+ request guarantee) *	Years	3 + 2						
Max. flow rate	l/min	66	100	133	166	200	260	325
Max. flow rate	l/h	4000	6000	8000	10000	12000	15600	19500
Max. head height, metres	m	3.30	3.70	4.10	4.70	5.00	5.20	5.40
Pressure-side connection		G 2						
Suction-side connection		G 2						
Hose connection	mm	25 / 32 / 38			25 / 32 / 38 / 50			
Hose connection		1", 1 ¼", 1 ½"			1", 1 ¼", 1 ½", 2"			
Filter intake surface	cm <sup>2</sup>	1000						
Max. coarse debris displacement	mm	10					11	
Electronic adjustment		Yes						
Setup type		Can be set up underwater & dry installed						
Item no. (GB-Version)		50735	50739	50741	51085	50743	50746	56409
<b>Item no.</b>		<b>50734</b>	<b>50736</b>	<b>50740</b>	<b>51078</b>	<b>50742</b>	<b>50745</b>	<b>56406</b>

\*Guarantee valid under the guarantee conditions from OASE. Can be viewed at [www.oase.com/guarantee](http://www.oase.com/guarantee)  
 Pump performance curve overview of pond pumps (> see page 148)



# AquaMax Eco Classic C



The powerful classic that is now controllable!

**+ INSTALLATION AND MAINTENANCE**

Incredibly simple thanks to the secure connection to the controller

**+ SWIMMING AND NATURAL POOLS**

Possible to use in an external pump vault

**+ FULLY ECONOMICAL**

The energy-efficient motor of the AquaMax Eco Classic saves electricity – and therefore money

**+ INCLUDED**

The special hose adapter with threaded collar for different hose sizes (25/32/38 mm) is included in the scope of delivery



**+ LARGE SOLIDS HANDLING**

Reliable conveying of plant parts or fish faeces up to a size of 8 mm

**+ ENVIRONMENTAL FUNCTION CONTROL**


This is EFC, by OASE: no problems caused by the pump being blocked or running dry

**+ OASE SWITCH**

The new AquaMax Eco-Classic C series with integrated controller can also be controlled using a separate app on your smartphone or tablet

## ACCESSORIES

Description	Product details	Item no.	Item no. (GB-Version)
Pumpshield > Page 147	50 x 50 cm, made from strong, durable fabric. Prevents early clogging of motors or nozzles in certain seasons.	34876	-
AquaActiv PumpClean 500 ml > Page 370		40242	75806
InScenio 230 > Page 290	Spray water resistant garden power outlet for year round use offers connection for up to 4 devices.	55433	not available in GB!



**1. Smart control system**

The new AquaMax Eco Classic C series, with integrated controller, can also be operated via smartphone or tablet using a separate app.

**TECHNICAL DATA**

Product		AquaMax Eco Classic 9000 C	AquaMax Eco Classic 12000 C	AquaMax Eco Classic 18000 C
Dimensions (L x W x H)	mm		280 x 230 x 140	
Rated voltage		220 - 240 V / 50/60 Hz		
Power consumption	W	23 - 90	26 - 120	33 - 175
Cable length	m		2.00 + 10.00	
Net weight	kg	6.00		6.50
Guarantee (+ request guarantee) *	Years		3 + 2	
Max. flow rate	l/min	146	200	293
Max. flow rate	l/h	8800	12000	17600
Max. head height, metres	m	4.50	4.70	5.30
Pressure-side connection		G 1 ½		G 2
Suction-side connection			G 1 ½	
Hose connection	mm		25 / 32 / 38	
Hose connection			1", 1 ¼", 1 ½"	
Filter intake surface	cm <sup>2</sup>		810	
Max. coarse debris displacement	mm		8	
Electronic adjustment			Yes	
Setup type		Can be set up underwater & dry installed		
Item no. (GB-Version)		73339	73340	73341
<b>Item no.</b>		<b>73336</b>	<b>73337</b>	<b>73338</b>

\*Guarantee valid under the guarantee conditions from OASE. Can be viewed at [www.oase.com/guarantee](http://www.oase.com/guarantee)  
 Pump performance curve overview of pond pumps (> see page 148)



# AquaMax Eco Classic



The powerful classic – now even more efficient

**+ SWIMMING AND NATURAL POOLS**

Possible to use in an external pump vault

**+ UP TO 40 PERCENT LESS**

The 2500 E and 3500 E require much less energy than the predecessor model

**+ FULLY ECONOMICAL**

The energy-efficient motor of the AquaMax Eco Classic saves electricity – and therefore money



**+ INCLUDED**

The special hose adapter with threaded collar for different hose sizes (25/32/38 mm) is included in the scope of delivery

**+ LARGE SOLIDS HANDLING**


Reliable conveying of plant parts or fish faeces up to a size of 8 mm

**+ ENVIRONMENTAL FUNCTION CONTROL**

This is EFC, by OASE: no problems caused by the pump being blocked or running dry

## ACCESSORIES

Description	Product details	Item no.	Item no. (GB-Version)
Pumpshield > Page 147	50 x 50 cm, made from strong, durable fabric. Prevents early clogging of motors or nozzles in certain seasons.	34876	-
AquaActiv PumpClean 500 ml > Page 370		40242	75806
InScenio 230 > Page 290	Spray water resistant garden power outlet for year round use offers connection for up to 4 devices.	55433	not available in GB!



**1. Powerful and reliable**

The AquaMax Eco Classic pumps pond water to the watercourse, waterfall or filter system.

**2. Coarse debris displacement**

The large-surface wrap-around strainer allows coarse debris particles such as fish waste or dead plants up to 8 mm in size to pass through.

**3. Special stepped hose adapter**

Scope of delivery includes a stepped hose adapter with the suitable stainless steel hose clamps.

**4. Energy efficient motor**

The efficient OASE motor is particularly economical and effectively reduces running costs.

**TECHNICAL DATA**

Product		AquaMax Eco Classic 2500 E	AquaMax Eco Classic 3500 E	AquaMax Eco Classic 5500	AquaMax Eco Classic 8500	AquaMax Eco Classic 11500	AquaMax Eco Classic 14500	AquaMax Eco Classic 17500
Dimensions (L x W x H)	mm	280 x 230 x 140						
Rated voltage		220 - 240 V / 50 Hz						
Power consumption	W	23	35	60	80	100	135	170
Power cable length	m	10.00						
Net weight	kg	2.80	3.00	3.20	4.40	5.00		5.30
Guarantee (+ request guarantee) *	Years	3 + 2						
Max. flow rate	l/min	43	58	88	138	183	226	290
Max. flow rate	l/h	2600	3500	5300	8300	11000	13600	17400
Max. head height, metres	m	2.20	2.60	2.80	3.20	3.30	3.40	3.70
Pressure-side connection		G 1		G 1 ½		G 2		
Suction-side connection		G 1			G 1 ½			
Hose connection	mm	25 / 32 / 38						
Hose connection		1", 1 ¼", 1 ½"						
Filter intake surface	cm <sup>2</sup>	810						
Max. coarse debris displacement	mm	8						
Electronic adjustment		No						
Setup type		Can be set up underwater & dry installed						
Item no. (GB-Version)		20241	20264	51098	51100	51103	51109	56710
<b>Item no.</b>		<b>20225</b>	<b>20249</b>	<b>51096</b>	<b>51099</b>	<b>51102</b>	<b>51104</b>	<b>56653</b>

\*Guarantee valid under the guarantee conditions from OASE. Can be viewed at [www.oase.com/guarantee](http://www.oase.com/guarantee)  
 Pump performance curve overview of pond pumps (> see page 148)



# Exceptional performance

With fountain pumps from the Aquarius series, you can introduce water features of any size in the garden, on the terrace or on the balcony. The Classic models are suitable for even the smallest of spring stones or statues. They are particularly smooth running and quiet. The Aquarius Eco Expert pumps are energy-efficient powerhouses that produce dynamic, changeable water patterns and are used in large, professional installations. They are exceptionally powerful and guaranteed to be frost-proof down to -20°C. There's also the option of controlling the water volumes via the OASE Control units.

## FOUNTAIN PUMPS COMPARED



PRODUCT	Aquarius Eco Expert			
Name	22000	28000	36000	44000
Max. flow rate in l/h	22000	27900	36000	44000
Max. height water column in m	9.6	10	10.0	10.5
Power consumption in W	350	440	550	700
Rated voltage	220-240 / 50/60 Hz			
Dry installation?	For submerged or dry installation			
Frost-proof down to -20°C	Yes			
Electronically adjustable (OASE Control)	Yes			
<b>Item no.</b>	<b>42405</b>	<b>42404</b>	<b>54612</b>	<b>54613</b>
<b>Item no. (GB-Version)</b>	-			
Page	> 130	> 130	> 130	> 130


**PRODUCT**

	<b>Aquarius Universal Premium</b>							<b>Aquarius Universal Classic</b>					
Name	Eco 3000	Eco 4000	4000	5000	6000	9000	12000	440i	440	600	1000	1500	2000
Max. flow rate in l/h	3000	4000		5000	6000	9000	12000	440		600	1000	1500	2000
Max. height water column in m	3.2	3.4		4.5	5	6	7	0.75		1.2	1.5	1.8	2
Power consumption in W	40	50	65	85	110	195	270	5		7	15	18	25
Rated voltage	220-240 / 50 Hz							230 V / 50 Hz					
Dry installation?	For submerged or dry installation							Submerged only		For submerged or dry installation			
Frost-proof down to -20°C	Yes							No					
Electronic adjustment	No			Yes				No					
<b>Item no.</b>	<b>57390</b>	<b>57392</b>	<b>56614</b>	<b>56617</b>	<b>56637</b>	<b>56876</b>	<b>56879</b>	<b>36673</b>	<b>36726</b>	<b>36975</b>	<b>36950</b>	<b>36951</b>	<b>36953</b>
<b>Item no. (GB-Version)</b>	-		<b>56619</b>		-			not available in GB!	36746	36977	36980	36983	36978
Page	> 132	> 132	> 132	> 132	> 132	> 132	> 132	> 134	> 134	> 134	> 134	> 134	> 134

# Aquarius Eco Expert

Strong, energy-efficient motors with sophisticated dynamic function for variable water patterns



**+ 50 PERCENT LESS**

This pump requires much less energy than its predecessor model

**+ DURABLE**

The robust housing which also contains stainless steel is very durable

**+ ADAPTER SET**

Connect 1" and 1½" nozzles



**+ VERSATILE**

You can place this pump in dry conditions or submerge it in water

**+ ENVIRONMENTAL FUNCTION CONTROL**

This is EFC, by OASE: no problems caused by the pump being blocked or running dry

**+ NETWORK CAPABILITY**

"Smart"-ready, energy-efficient pump generation – for extremely powerful yet economic pump performance

**+ CHANGE OF SCENERY**

This is DFC, by OASE: different fountain heights can be controlled individually thanks to the innovative dynamic function



**+ MADE IN GERMANY**

Precise and reliable engineering skills at a particularly high level of quality

## ACCESSORIES

Product		Item no.	Item no. (GB-Version)
Schaumspudler 35 - 10 E	> Page 263	50984	-
Schaumspudler 55 - 15 E	> Page 263	50987	-
Cluster Eco 15 - 38	> Page 263	45480	-
Vulcan 43 - 3 Silver	> Page 262	50766	-
Eco Control	> Page 144	47673	-
Garden Controller Home	> Page 286	55316	-
Garden Controller Cloud	> Page 286	55317	-
InScenio FM-Master Home	> Page 288	70785	70786
InScenio FM-Master Cloud	> Page 288	70788	70789
<b>NEW</b> OASE Control connection cable 30.0 m	> Page 313	72713	-
Pumpshield	> Page 147	34876	-
AquaActiv PumpClean 500 ml	> Page 370	40242	75806





**1. Winter-proof**

This pump is damage-resistant down to temperatures as low as -20°C.

**2. Fountain attachments**

For harmonious water patterns.

**3. Robust filter basket**

Thanks to this robust stainless steel filter basket, coarse debris particles up to 4 mm in size are easily displaced.

**TECHNICAL DATA**

Product		Aquarius Eco Expert 22000	Aquarius Eco Expert 28000	Aquarius Eco Expert 36000	Aquarius Eco Expert 44000
Dimensions (L x W x H)	mm	490 x 215 x 235		540 x 225 x 250	
Rated voltage		220 - 240 V / 50/60 Hz			
Rated voltage (primary, secondary)		-			
Power consumption	W	350	440	550	700
Power cable length	m	10.00			
Cable length 12 V device (with power unit)	m	-			
Net weight	kg	12.20		14.90	
Guarantee (+ request guarantee) *	Years	3 + 2			
Max. flow rate	l/min	366	465	600	733
Max. flow rate	l/h	22000	27900	36000	44000
Max. head height, metres	m	9.60	10.00	10.20	10.50
Pressure-side connection		G 2			
Suction-side connection		G 2		G 2 ½	
Hose connection	mm	38 / 50			
Hose connection		1 ½", 2"			
Filter intake surface	cm <sup>2</sup>	1000		1060	
OASE Control connection		Yes			
Electronic adjustment		Yes			
Number of nozzles	Units	-			
Telescopic nozzle extension	cm	-			
Setup type		Can be set up underwater & dry installed			
Item no. (GB-Version)		-			
<b>Item no.</b>		<b>42405</b>	<b>42404</b>	<b>54612</b>	<b>54613</b>

\*Guarantee valid under the guarantee conditions from OASE. Can be viewed at [www.oase.com/guarantee](http://www.oase.com/guarantee)  
 Pump performance curve overview of pond pumps (> see page 148)



# Aquarius Universal Premium

Power house for large decorative fountains

**+ HIGH SUCTION**

The pump conveys the water even when the water level is low

**+ FLOW RATE**

Mechanically regulate the water flow rate quickly and easily

**+ SUSTAINABLE**

Low power consumption



**+ VERY QUIET**

Nothing but the sound of water splashing thanks to the extreme smoothness of operation

**+ WELL-PROTECTED**




Integrated thermal protection

**+ STABLE**

Removable stand, for mounting even in confined spaces

## ACCESSORIES

Product		Item no.	Item no. (GB-Version)
Schaumsprudler 35 - 10 E	> Page 263	50984	-
Vulcan 37 - 2.5 K	> Page 262	52319	-
Telescopic nozzle extension TE 10 K	> Page 264	52270	-
LunaLed 6s	> Page 310	50114	75074
LunaLed 9s	> Page 310	50115	75075
InScenio 230	> Page 290	55433	not available in GB!
InScenio FM-Master 3	> Page 290	36311	56473
Pumpshield	> Page 147	34876	-
AquaActiv PumpClean 500 ml	> Page 370	40242	75806



**1. Winter-proof**

This pump is damage-resistant down to temperatures as low as -20°C.

**2. Examples of use**

Aquarius Universal are ideal for operating modern waterfalls.

**3. Fountain attachments**

For harmonious water patterns.

**TECHNICAL DATA**

Product		Aquarius Universal Premium Eco 3000	Aquarius Universal Premium Eco 4000	Aquarius Universal Premium 4000	Aquarius Universal Premium 5000	Aquarius Universal Premium 6000	Aquarius Universal Premium 9000	Aquarius Universal Premium 12000
Dimensions (L x W x H)	mm	245 x 130 x 135			315 x 140 x 130		340 x 160 x 160	
Rated voltage		220 - 240 V / 50 Hz						
Power consumption	W	40	50	65	85	110	195	270
Power cable length	m	10.00						
Net weight	kg	3.00		3.40		3.50	5.40	5.45
Guarantee (+ request guarantee) *	Years	3 + 2						
Max. flow rate	l/min	50	66		83	100	150	200
Max. flow rate	l/h	3000	4000		5000	6000	9000	12000
Max. head height, metres	m	3.20	3.40		4.50	5.00	6.00	7.00
Pressure-side connection		G 1					G 1 ½	
Suction-side connection		G 1 ½						
Hose connection	mm	19 / 25 / 32 / 38					25 / 32 / 38	
Hose connection		¾", 1", 1 ¼", 1 ½"					1", 1 ¼", 1 ½"	
Filter intake surface	cm²	200					220	
Electronic adjustment		No				Yes		
Number of nozzles	Units	-						
Telescopic nozzle extension	cm	-						
Setup type		Can be set up underwater & dry installed						
Item no. (GB-Version)		-			56619	-		
<b>Item no.</b>		<b>57390</b>	<b>57392</b>	<b>56614</b>	<b>56617</b>	<b>56637</b>	<b>56876</b>	<b>56879</b>

\*Guarantee valid under the guarantee conditions from OASE. Can be viewed at [www.oase.com/guarantee](http://www.oase.com/guarantee)  
 Pump performance curve overview of pond pumps (> see page 148)



# Aquarius Universal Classic

For statuary fountains & decorative fountains

## + PURE LIFESTYLE

Can be enjoyed indoors or outdoors (440i only indoors)

## + VERY QUIET

Nothing but the sound of water splashing thanks to the extreme smoothness of operation

## + FLOW RATE

Mechanically regulate the water flow rate quickly and easily



## + THINKING AHEAD


Complete product series, with thermal protection

## + HIGH SUCTION

The pump conveys the water even when the water level is low

## ACCESSORIES

Product		Item no.	Item no. (GB-Version)
LunaLed 6s	> Page 310	50114	75074
LunaLed 9s	> Page 310	50115	75075
Schaumsprudler 22 - 5 K	> Page 263	50982	-
Telescopic nozzle extension TE 5 K	> Page 50	54277	-
InScenio 230	> Page 290	55433	not available in GB!
Pumpshield	> Page 147	34876	-
AquaActiv PumpClean 500 ml	> Page 370	40242	75806



**1. Examples of use**

Aquarius Universal is ideal for small spring stones, statue and decorative fountains.

**2. Aquarius Universal**

For statues and decorative fountains, because even shallow water is optimally sucked in.

**3. Flow rate adjustment**

via the flow-through regulator of the Aquarius Universal Classic 440.

**4. Flow rate adjustment**

with the suction and regulating duct of the Aquarius Universal 600-2000. Thus simultaneous dry set-up is also possible.

**TECHNICAL DATA**

Product		Aquarius Universal Classic 440i	Aquarius Universal Classic 440	Aquarius Universal Classic 600	Aquarius Universal Classic 1000	Aquarius Universal Classic 1500	Aquarius Universal Classic 2000
Dimensions (L x W x H)	mm	50 x 55 x 55		100 x 55 x 62		125 x 80 x 75	
Rated voltage		230 V / 50 Hz					
Power consumption	W	5		7	15	18	25
Power cable length	m	1.50			10.00		
Net weight	kg	0.25	0.90	1.10		1.40	
Guarantee	Years		2			3	
Guarantee (+ request guarantee)	Years		-			3 + 2	
Max. flow rate	l/min		7	10	16	25	33
Max. flow rate	l/h		440	600	1000	1500	2000
Max. head height, metres	m		0.75	1.20	1.50	1.80	2.00
Pressure-side connection			13 mm			G ½	
Suction-side connection			-			G ½	
Hose connection	mm		13			13 / 19 / 25	
Hose connection			½"			½", ¾", 1"	
Filter intake surface	cm²		20	45		75	
Electronic adjustment					No		
Number of nozzles	Units				-		
Telescopic nozzle extension	cm				-		
Setup type		Suitable for submersible use only			Can be set up underwater & dry installed		
Item no. (GB-Version)		not available in GB!	36746	36977	36980	36983	36978
<b>Item no.</b>		<b>36673</b>	<b>36726</b>	<b>36975</b>	<b>36950</b>	<b>36951</b>	<b>36953</b>

\*Guarantee valid under the guarantee conditions from OASE. Can be viewed at [www.oase.com/guarantee](http://www.oase.com/guarantee)  
 Pump performance curve overview of pond pumps (> see page 148)



# Luxury bathing in safety


Achieve top-class oases of wellness with the outstandingly energy-efficient swimming pond pumps.

The innovative 12-volt technology is safe for use in swimming and bathing ponds. If you want to implement a watercourse or spout alongside the filter system, the premium models with two connections offer greater design freedom.

The high-power models in the AquaMax Eco Expert pump series are suitable for large-scale bathing landscapes.

They are guaranteed to be frost-proof down to  $-20^{\circ}\text{C}$ .

For even more convenience in operation and service, you also have the option of controlling them via the OASE Control app.



# SWIMMING POND PUMPS COMPARED



PRODUCT	AquaMax Eco Expert 12 V		AquaMax Eco Premium 12 V		Aquarius Eco Expert 12 V
Name	20000 / 12 V	27000 / 12 V	6000 / 12 V	12000 / 12 V	20000 / 12 V
Max. flow rate in l/h	19300	27000	6000	11400	11400
Max. height water column in m	6.6	4.6	3.2		6.60
Power consumption in W	30–240	30–260	45	95	30–240
Rated voltage (primary, secondary)	220–240 V / 50–60 Hz, 12 V / DC				
Dry installation?	For submerged or dry installation				
Frost-proof down to -20°C			Yes		–
Electronic adjustment	Yes		No		Yes
<b>Item no.</b>	<b>55313</b>	<b>77918</b>	<b>50730</b>	<b>50382</b>	<b>78109</b>
<b>Item no. (GB-Version)</b>	–		–		–
Page	> 138	> 138	> 140	> 140	> 142

# AquaMax Eco Expert 12 V

Energy-efficient powerhouses for even the most demanding of systems – ideal for swimming ponds and natural pools

**+** FOR HIGH DEMANDS

Ideal for large watercourses and waterfalls, while the 12 V version is perfect for swimming ponds and natural pools – even if they contain saltwater

**+** EXTREMELY EFFICIENT

Extremely strong and energy-saving pump capacity

**+** EFFECTIVE AGAINST DIRT

Very high efficiency with excellent pump capacity for coarse debris particles up to 11 mm in size

**+** ROBUST

Durable housing with stainless steel

**+** FOR UNIVERSAL USE

Can be set up underwater or in dry conditions

**+** SFC FUNCTION

Switch on and save up to 30% energy

**+** MADE IN GERMANY

Precise and reliable engineering skills at a particularly high level of quality

**+** FOR THE SAKE OF THE ENVIRONMENT

Intelligent and environmentally conscious regulation of the flow rate and delivery head, patented as "Seasonal Flow Control"



## ACCESSORIES

Product		Item no.	Item no. (GB-Version)
Safety grid AquaMax Eco 2"	> Page 146	73536	-
Eco Control	> Page 144	47673	-
Garden Controller Home	> Page 286	55316	-
Garden Controller Cloud	> Page 286	55317	-
InScenio FM-Master Home	> Page 288	70785	70786
InScenio FM-Master Cloud	> Page 288	70788	70789
OASE Control connection cable 2.5 m	> Page 147	47038	-
OASE Control connection cable 5.0 m	> Page 147	47039	-
OASE Control connection cable 10.0 m	> Page 147	47040	-
<b>NEW</b> OASE Control connection cable 30.0 m	> Page 147	72713	-
OASE Control cable connector	> Page 147	47788	-
Extension cable Expert 12 V 10 m	> Page 143	84032	-
Pumpshield	> Page 147	34876	-
AquaActiv PumpClean 500 ml	> Page 370	40242	75806





## TECHNICAL DATA

Product		AquaMax Eco Expert 20000 / 12 V	AquaMax Eco Expert 27000 / 12 V
Dimensions (L x W x H)	mm	490 x 240 x 210	540 x 250 x 220
Rated voltage (primary, secondary)		220 - 240 V / 50/60 Hz, 12 V / DC	
Power consumption	W	30 - 260	
Cable length 12 V device (with power unit)	m	2.50 (Power unit) + 8.00	
Net weight	kg	14.60	16.50
Guarantee (+ request guarantee) *	Years	3 + 2	
Max. flow rate	l/min	321	450
Max. flow rate	l/h	19300	27000
Max. head height, metres	m	4.60	
Pressure-side connection		G 2	
Suction-side connection		G 2	G 2 ½
Hose connection	mm	38 / 50	
Hose connection		1 ½", 2"	
Filter intake surface	cm <sup>2</sup>	1060	1120
Max. coarse debris displacement	mm	11	
Electronic adjustment		Yes	
Setup type		Can be set up underwater & dry installed	
Item no. (GB-Version)		-	
<b>Item no.</b>		<b>55313</b>	<b>77918</b>

\*Guarantee valid under the guarantee conditions from OASE. Can be viewed at [www.oase.com/guarantee](http://www.oase.com/guarantee)  
 Pump performance curve overview of pond pumps (> see page 148)



# AquaMax Eco Premium 12 V

Efficient water movement through multiple pond zones – ideal for swimming ponds and natural pools

**+ PURE DESIGN**

Elegant – and with clever controls

**+ PATENTED SECOND CONNECTION**

Additional connection of optional filter accessories, for feeding dirt from additional pond zones

**+ MADE IN GERMANY**

Precise and reliable engineering skills at a particularly high level of quality

**+ EASE OF OPERATION**

Easy to use thanks to ergonomic and easily accessible handles

**+ LARGE SOLIDS HANDLING**

Reliable conveying of plant parts or fish faeces up to a size of 11 mm

**+ ENVIRONMENTAL FUNCTION CONTROL**

This is EFC, by OASE: no problems caused by the pump being blocked or running dry

**+ ENERGY BALANCE**

Excellent, thanks to reliable pump capacity – with even less energy consumption



**+ 12 V TECHNOLOGY**

Safe and perfect for use in swimming and natural pools



## ACCESSORIES

Product		Item no.	Item no. (GB-Version)
Satellite filter AquaMax Eco	> Page 146	57177	-
Safety grid AquaMax Eco 2"	> Page 146	73536	-
AquaSkim 20	> Page 330	51236	-
AquaSkim 40	> Page 330	56907	-
InScenio 230	> Page 290	55433	not available in GB!
Extension cable Premium 12 V 10 m	> Page 140	84031	-
Pumpshield	> Page 147	34876	-
AquaActiv PumpClean 500 ml	> Page 370	40242	75806



## TECHNICAL DATA

Product		AquaMax Eco Premium 6000 / 12 V	AquaMax Eco Premium 12000 / 12 V
Dimensions (L x W x H)	mm	340 x 280 x 165	
Rated voltage (primary, secondary)		220 - 240 V / 50/60 Hz, 12 V / DC	
Power consumption	W	45	95
Cable length 12 V device (with power unit)	m	2.50 (Power unit) + 8.00	
Net weight	kg	8.70	10.60
Guarantee (+ request guarantee) *	Years	3 + 2	
Max. flow rate	l/min	100	190
Max. flow rate	l/h	6000	11400
Max. head height, metres	m	3.20	
Pressure-side connection		G 2	
Suction-side connection		G 2	
Hose connection	mm	25 / 32 / 38	25 / 32 / 38 / 50
Hose connection		1", 1 1/4", 1 1/2"	1", 1 1/4", 1 1/2", 2"
Filter intake surface	cm <sup>2</sup>	1000	
Max. coarse debris displacement	mm	10	11
Electronic adjustment		No	
Setup type		Can be set up underwater & dry installed	
Item no. (GB-Version)		-	
<b>Item no.</b>		<b>50730</b>	<b>50382</b>

\*Guarantee valid under the guarantee conditions from OASE. Can be viewed at [www.oase.com/guarantee](http://www.oase.com/guarantee)  
Pump performance curve overview of pond pumps (> see page 148)



# Aquarius Eco Expert 12 V

Perfect for use in swimming ponds and bathing pools thanks to safe 12 V technology

ECO

OASE Control

**ADAPTER SET**

Connect 1" and 1½" nozzles

**ENVIRONMENTAL FUNCTION CONTROL**

This is EFC, by OASE: no problems caused by the pump being blocked or running dry

**DURABLE**

The robust housing which also contains stainless steel is very durable



**50 PERCENT LESS**

This pump requires much less energy than its predecessor model

**CHANGE OF SCENERY**

This is DFC, by OASE: different fountain heights can be controlled individually thanks to the innovative dynamic function

**VERSATILE**

You can place this pump in dry conditions or submerge it in water


**APP-ENABLE**

Simply download the OASE Control App (from the App Store or via GooglePlay) and off you go (OASE Controller required, not included in the scope of delivery)

## ACCESSORIES

Description		Item no.	Item no. (GB-Version)
Vulcan 43 - 3 Silver	> Page 262	50766	-
Cluster Eco 15 - 38	> Page 262	45480	-
Schaumspudler 35 - 10 E	> Page 263	50984	-
Schaumspudler 55 - 15 E	> Page 263	50987	-
Eco Control	> Page 144	47673	-
Garden Controller Home	> Page 286	55316	-
Garden Controller Cloud	> Page 286	55317	-
InScenio FM-Master Home	> Page 288	70785	70786
InScenio FM-Master Cloud	> Page 288	70788	70789
OASE Control connection cable 2.5 m	> Page 147	47038	-
OASE Control connection cable 5.0 m	> Page 147	47039	-
OASE Control connection cable 10.0 m	> Page 147	47040	-
OASE Control connection cable 30.0 m	> Page 147	72713	-
OASE Control cable connector	> Page 147	47788	-
Extension cable Expert 12 V 10 m	> Page 142	84032	-

NEW



## TECHNICAL DATA

<b>Product</b>	Aquarius Eco Expert 20000 / 12 V	
Dimensions (L x W x H)	mm	490 x 215 x 235
Rated voltage (primary, secondary)	220 - 240 V / 50 - 60 Hz, 12 V / DC	
Power consumption	W	30 - 240
Cable length 12 V device (with power unit)	m	2.50 (Power unit) + 8.00
Net weight	kg	15.10
Guarantee (+ request guarantee) *	Years	3 + 2
Max. flow rate	l/min	333
Max. flow rate	l/h	20000
Max. head height, metres	m	6.60
Pressure-side connection	G 2	
Suction-side connection	G 2	
Hose connection	mm	38 / 50
Hose connection	1 ½", 2"	
Filter intake surface	cm <sup>2</sup>	1000
Max. coarse debris displacement	mm	-
OASE Control connection	Yes	
Electronic adjustment	Yes	
Setup type	Can be set up underwater & dry installed	
Item no. (GB-Version)	-	
<b>Item no.</b>	<b>78109</b>	

\*Guarantee valid under the guarantee conditions from OASE. Can be viewed at [www.oase.com/guarantee](http://www.oase.com/guarantee)  
 Pump performance curve overview of pond pumps (> see page 148)



# Eco Control – Pump control

## The intelligent OASE Control control unit

**+ ADJUSTING**

For smart regulation and control

**+ HIGHLY VISIBLE**

With an illuminated two-line display, for easy reading

**+ CHECK IT OUT!**

Innovative controller for Eco Expert pumps

**+ YEAR-ROUND**

Made for year-round use, splash-proof (spray protection class IP44)

**+ INDEPENDENT**

No separate power supply required

**+ OASE CONTROL**

10 m OASE control cable, for bidirectional communication


**+ CLEAR OVERVIEW**

For dimming, for changing the SFC/DFC status, for querying the current consumption, speed and total running time of the connected pumps

**+ FLEXIBLE**

With attachment material, for mounting directly on the pump, on a peg (included in the scope of delivery) or for wall mounting





## TECHNICAL DATA

<b>Product</b>	Eco Control	
Dimensions (L x W x H)	mm	95 x 85 x 35
Rated voltage		-
Power consumption	W	1
Power cable length	m	10.00
Net weight	kg	0.90
Guarantee *	Years	3
Setup type	For dry installation only	
Item no. (GB-Version)	-	
<b>Item no.</b>	<b>47673</b>	

\*Guarantee valid under the guarantee conditions from OASE. Can be viewed at [www.oase.com/guarantee](http://www.oase.com/guarantee)



# Pump accessories

## FEET & UNDERLAY



Technical data		Rubber feet AquaMax Eco Gravity	Shim installation pump chamber	Vibration protection mat 230 x 200 x 3mm
Dimensions (L x W x H)	mm	107 x 63 x 33	200 x 200 x 90	200 x 200 x 3
Net weight	kg	0.06	1.40	0.18
Description		A secure AquaMax Eco Gravity stand for pump chambers in conjunction with a Bitron Premium	Compensates for height differences between AquaMax pumps in combination with Bitron Premium in a pump chamber	Prevents damage and noise from strong vibrations
Item no. (GB-Version)				
Item no.		<b>73758</b>	<b>73757</b>	<b>73750</b>

## SATELLITE FILTER & TOUCH GUARD



Technical data		Satellite filter AquaMax Eco	Safety grid AquaMax Eco 2"	Safety grid AquaMax Eco 2 1/2"	Safety grid AquaMax Eco 3"
Dimensions (L x W x H)	mm	370 x 260 x 100		90 x 90 x 50	95 x 95 x 70
Net weight	kg	0.45	0.11	0.16	0.20
Pressure-side connection		-	G 2	G 2 1/2	G 3"
Hose connection	mm	25 / 32 / 38		-	-
Hose connection		1", 1 1/4", 1 1/2"		-	-
Max. coarse debris displacement	mm	11		-	-
Guarantee	Years			2	
Item no. (GB-Version)					
Item no.		<b>57177</b>	<b>73536</b>	<b>48597</b>	<b>73658</b>

\*Guarantee valid under the guarantee conditions from OASE. Can be viewed at [www.oase.com/guarantee](http://www.oase.com/guarantee)

## CONNECTIONS



NEW



Technical data		Add. pack AquaMax Eco 1" - 1 1/2"	Add. pack AquaMax Eco 1 1/2"	Add. pack AquaMax Eco 2"	Additional pack AquaMax Eco Expert 2 1/2"	Hosetail set AquaMax Eco 2" / DA 63	Pipe connector AquaMax Eco DA 75 / DA 110
Dimensions (L x W x H)	mm	65 x 65 x 150		65 x 65 x 90	85 x 85 x 95	65 x 65 x 125	115 x 115 x 95
Net weight	kg	0.25	0.05	0.06		0.08	0.17
Pressure-side connection			G 2		G 2 1/2		G 2
Hose connection	mm	25 / 32 / 38	38	50	63	50 / 63	-
Hose connection		1", 1 1/4", 1 1/2"	1 1/2"	2"	2 1/2"	2", DA 63	DA 75, DA 110
Guarantee	Years				2		
Item no. (GB-Version)							
Item no.		<b>17272</b>	<b>17064</b>	<b>17069</b>	<b>89118</b>	<b>35577</b>	<b>35578</b>

\*Guarantee valid under the guarantee conditions from OASE. Can be viewed at [www.oase.com/guarantee](http://www.oase.com/guarantee)



# Pump accessories

## TECHNICAL DATA



<b>Product</b>	Pumpshield	
Dimensions (L x W x H)	mm	500 x 500 x 5
Net weight	kg	0.17
Description	50 x 50 cm pump shield made from strong, durable fabric. Prevents early clogging of motors or nozzles in certain seasons. Allows maximum particle size of 1.5 mm coarse debris. Safe for fish and plants Can be used with almost all submersible pumps (e.g. pond, waterfall, well, fountain, irrigation and drainage pumps)	
Item no. (GB-Version)	-	
<b>Item no.</b>	<b>34876</b>	

## COUPLINGS



<b>Technical data</b>	PVC-union 75 mm x G 2 1/2	PVC-Union 90 mm x G 3	Rubber connection Titanium 30000	Rubber connection Titanium 30000 90° arc	Rubber connection Titanium 50000
Dimensions (L x W x H)	mm 120 x 120 x 110	135 x 135 x 125	144 x 127 x 201	175 x 127 x 348	171 x 127 x 174
Net weight	kg 0.55		0.80	1.40	0.70
Pressure-side connection	G 2 1/2	G 3		-	
Hose connection	mm 75	90		-	
Inlet connections		-		2 1/2"	3"
Outlet connections		-		DN 110	
Item no. (GB-Version)	-				
<b>Item no.</b>	<b>52108</b>	<b>52114</b>	<b>73753</b>	<b>73755</b>	<b>73754</b>

## CONNECTING CABLE

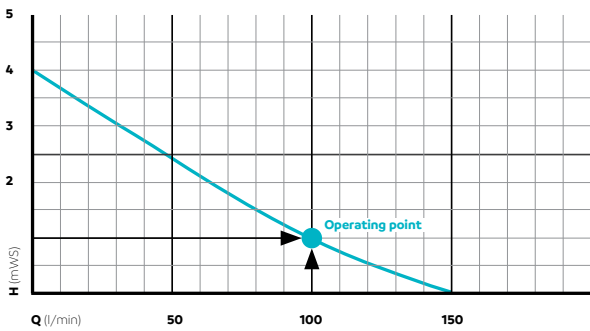


<b>Technical data</b>	OASE Control connection cable 2.5 m	OASE Control connection cable 5.0 m	OASE Control connection cable 10.0 m	OASE Control connection cable 30.0 m	OASE Control cable connector
Power cable length	m 2.50	5.00	10.00	30.00	-
Cable cross section	mm <sup>2</sup>	0.22			-
Protection class	IP 68				
Net weight	kg 0.20	0.30	0.60	1.80	0.04
Guarantee	Years	2			
Description	Special cable suitable for underwater use for bi-directional communication, e.g. between pumps, filters and control devices 4-wire, shielded cable with a plug-and-socket connection				Connecting piece plug/socket with 4 screws
Item no. (GB-Version)	-				
<b>Item no.</b>	<b>47038</b>	<b>47039</b>	<b>47040</b>	<b>72713</b>	<b>47788</b>

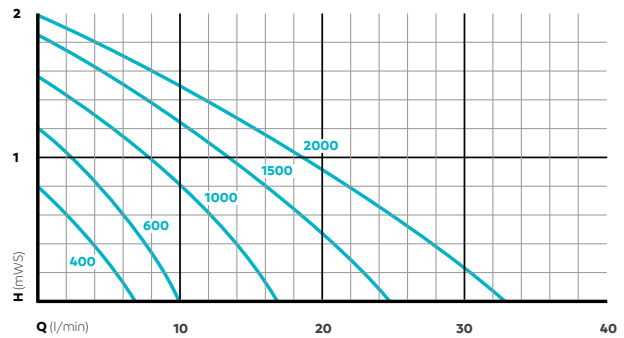
\*Guarantee valid under the guarantee conditions from OASE. Can be viewed at [www.oase.com/guarantee](http://www.oase.com/guarantee)

# What is the pump performance curve used for?

The pump performance curve, or pump curve, can be used as a guide for selecting the right pump. It shows the curve of the volumetric flow (Q) versus the differential head (H) of a pump. The head is given in mWS (metres of head), 1 mWS ~ 0.1 bar.



## AQUARIUS UNIVERSAL CLASSIC 440/440I – 2000



Fountain pumps  
> Page 134

## DETERMINING THE OPERATING POINT

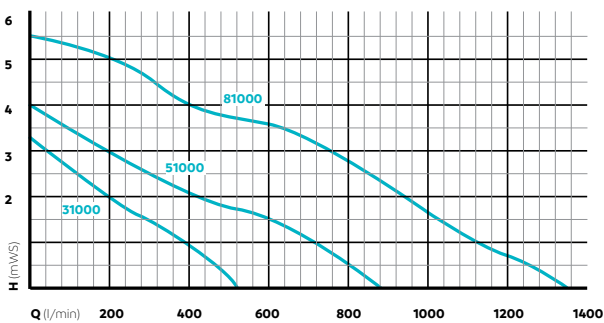
The pump is to deliver the water 1 m above the water level. With the Aquarius Universal 2000, for example, it can be read at the operating point that approx. 18 l / min are still being delivered (theoretically determined). Small hose diameters, the hose length and built-in bends can change the value drastically.

## EXPLANATION OF THE PERFORMANCE CURVE USING AN EXAMPLE:

### AQUARIUS UNIVERSAL 2000

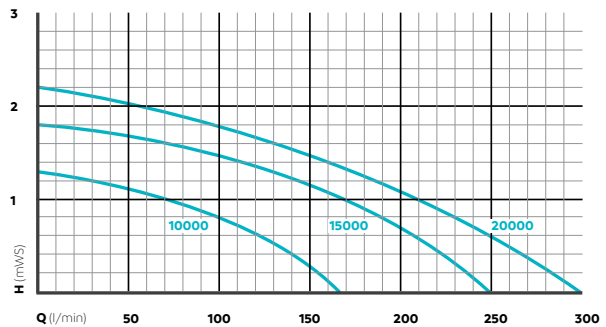
At a maximum flow rate (Q) of 33 litres per minute, measured directly at the pump pressure nozzle, the delivery height is equal to 0 cm. At a maximum delivery height (H) of 200 cm, the flow rate is equal to 0 litres.

## AQUAMAX ECO TITANIUM 31000 – 81000

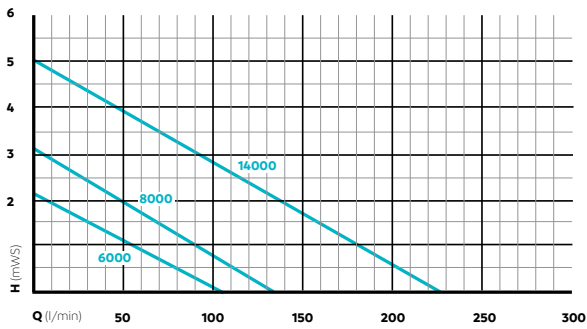


Gravity filter pumps  
> Page 110

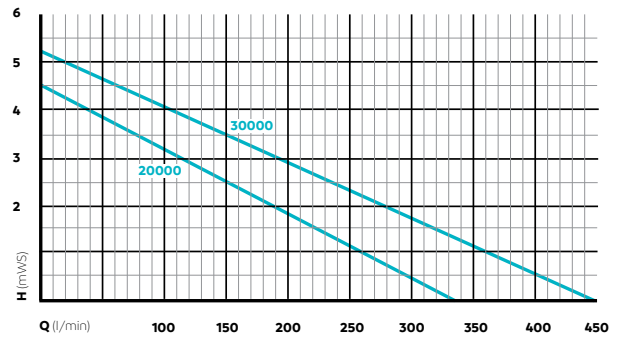
## AQUAMAX ECO GRAVITY 10000 – 20000



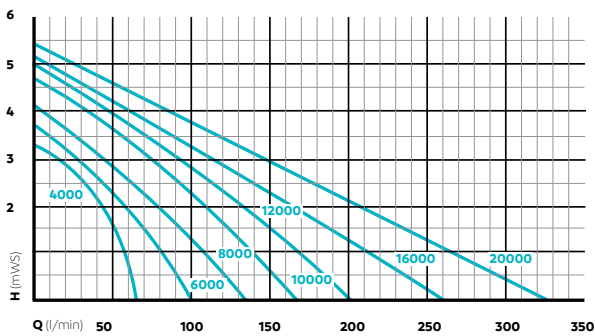
Gravity filter pumps  
> Page 112

**AQUAMAX DRY 6000 – 14000**


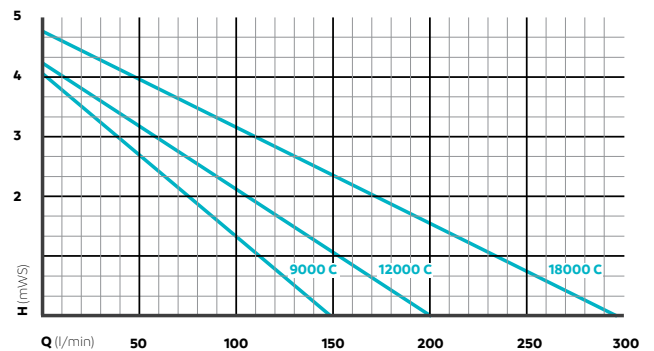
Filter pumps and watercourse pumps  
 > Page 118

**AQUAMAX ECO TWIN 20000 – 30000**


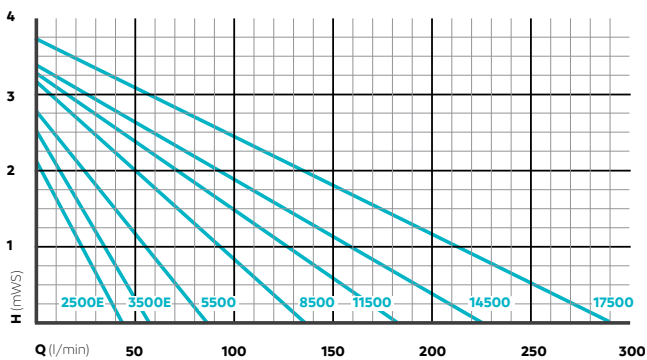
Filter pumps and watercourse pumps  
 > Page 120

**AQUAMAX ECO PREMIUM 4000 – 20000**


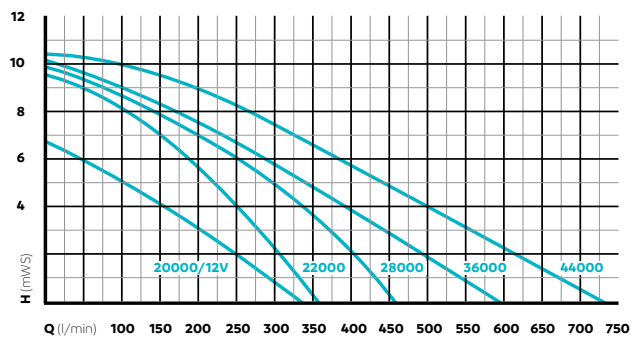
Filter pumps and watercourse pumps  
 > Page 122

**AQUAMAX ECO CLASSIC 9000C – 18000C**


Filter pumps and watercourse pumps  
 > Page 124

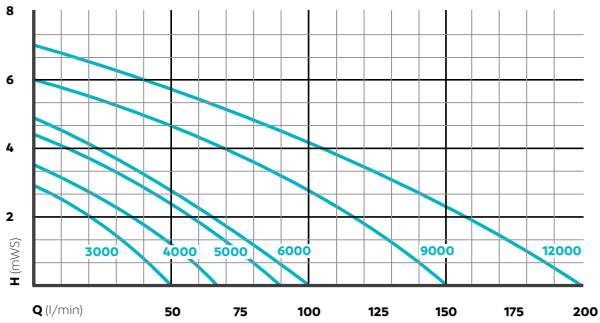
**AQUAMAX ECO CLASSIC 2500E – 17500**


Filter pumps and watercourse pumps  
 > Page 126

**AQUARIUS ECO EXPERT 20000 – 44000**


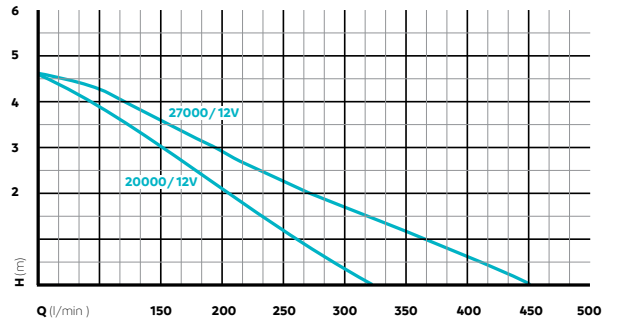
Fountain pumps  
 > Page 130

**AQUARIUS UNIVERSAL PREMIUM 3000 – 12000**



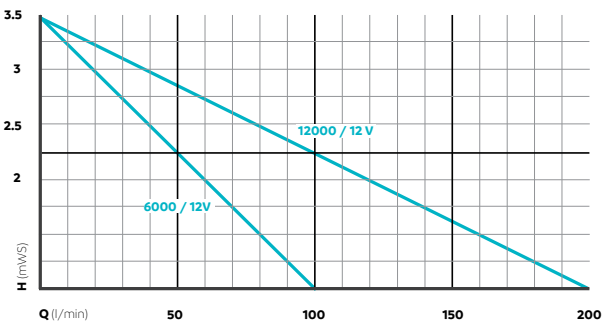
Fountain pumps  
 > Page 132

**AQUAMAX ECO EXPERT 20000 – 27000 / 12 V**



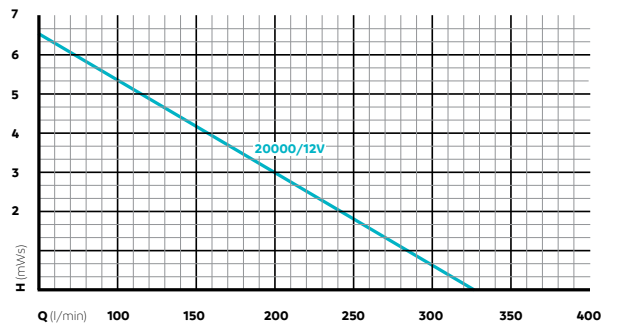
Swimming pond pumps  
 > Page 138

**AQUAMAX ECO PREMIUM 6000 – 12000/ 12 V**



Swimming pond pumps  
 > Page 140

**AQUARIUS ECO EXPERT 20000 / 12 V**



Swimming pond pumps  
 > Page 142



# FILTERS, UVC & AERATORS



## DRUM FILTERS

> [From page 160](#)

## DRUM FILTER ACCESSORIES

> [From page 174](#)

## FLOW-THROUGH FILTERS

> [From page 178](#)

## PRESSURE FILTERS

> [From page 190](#)

## UNDERWATER FILTERS

> [From page 200](#)

## UVC CLARIFIERS

> [From page 206](#)

## POND AERATORS

> [From page 218](#)

## POND AERATOR ACCESSORIES

> [From page 226](#)

## ICE PREVENTER

> [From page 227](#)

---

## SELECTION GUIDE

> [From page 154](#)

## FILTERS COMPARED

> [From page 156](#)

## GUIDE

> [From page 158](#)

Further information is  
available at:  
[www.oase.com/en/  
filter-uv-clarifiers](http://www.oase.com/en/filter-uv-clarifiers)



# SELECTION MADE EASY

The following questions will help you to choose the right filter:

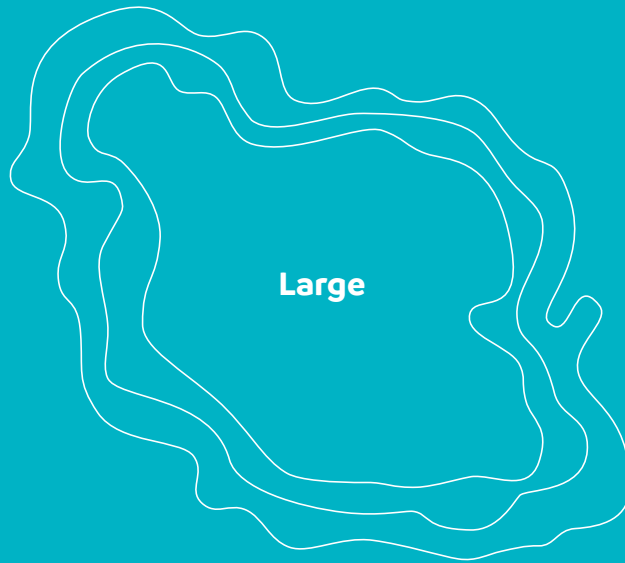


FILTER SYSTEMS	UNDERWATER FILTERS	PRESSURE FILTERS	
<b>Products/sets</b>	<b>Filtral UVC 1500 – 9000</b>	<b>BioPress Set 4000 – 10000</b>	<b>FiltoClear Set 3000 – 30000</b>
	With OASE underwater filters, even the tiniest space can become a mini water paradise.	Pressure filters are suitable for small to medium-sized ponds. If necessary, the water can be directed to higher watercourses, as the pump pressure is maintained through the filter.	
<b>Ideal for:</b>	<ul style="list-style-type: none"> <li>&gt; Decorative pools such as zinc tubs or wine barrels</li> <li>&gt; Ready-to-use pools up to 9000 litres</li> <li>&gt; Small ponds</li> <li>&gt; Use as a supplementary filter element with water feature</li> </ul>	<ul style="list-style-type: none"> <li>&gt; Medium-sized ponds up to 31 m<sup>3</sup></li> <li>&gt; Direct feeding of watercourses or water features</li> <li>&gt; Architectural pools without visible technology</li> </ul>	
	> From page 202	> From page 198	> From page 194



**i** **CALCULATING THE POND VOLUME:**

The most important prerequisite for choosing the appropriate filter system is correctly determining the amount of water in the pond (=pond volume): Pond volume in m<sup>3</sup> = length x width x depth / 2 (for rectangular pools only L x W x D)  
 Example: 3 m x 4 m x 1 m / 2 = 6 m<sup>3</sup>, which corresponds to 6000 litres



Pond volume

Do you want to control your filter system via your smartphone or tablet?

Or do you, as the pond owner, like to be hands-on?

OASE Control



**FLOW-THROUGH FILTERS**

**BioTec ScreenMatic<sup>2</sup> Set 60000**

**BioSmart Set 24000**

**FiltroMatic CWS Set 25000**

Flow-through filters are used for medium to large ponds or fish ponds. They stand above the water level at the edge of the pond or above the watercourse. So the water flows back into the pond without pressure.

- > Larger ponds up to 140 m<sup>3</sup>
- > And also smaller ponds under 150 m<sup>3</sup>
- > Ponds with fish stock
- > High circulation rates

> From page 182

> From page 188

> From page 186

**DRUM FILTERS**

**ProfiClear Premium**

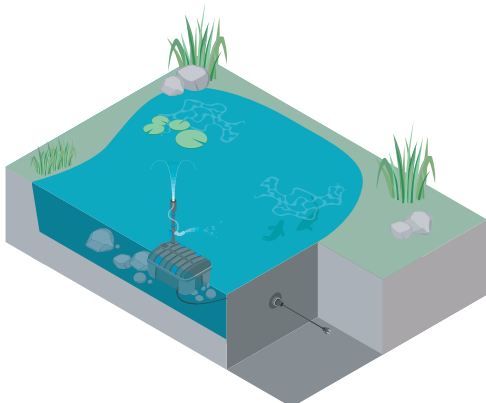
Can be controlled by app via the OASE Control system: Especially suitable for koi ponds, but also for large swimming ponds – these modular systems remain flexible at all times.

- > Large ponds, swimming ponds, koi ponds and lakes

> From page 170

# FILTER SELECTION MADE EASY

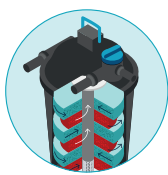
## UNDERWATER FILTERS



### IDEAL FOR

- > Decorative pools such as zinc tubs or wine barrels
- > Ready-to-use pools up to 9000 litres
- > Small ponds
- > Use as a supplementary filter element with water feature

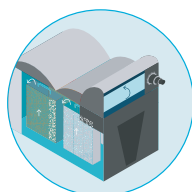
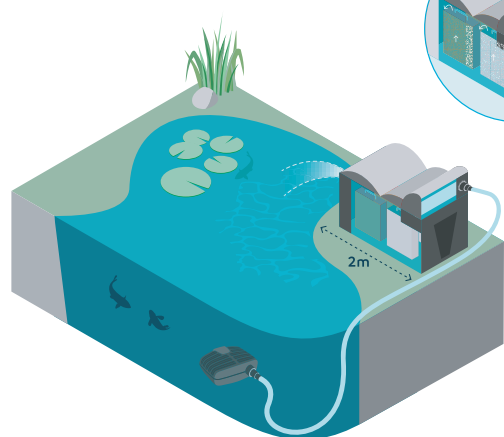
## PRESSURE FILTERS



### IDEAL FOR:

- > Medium-sized ponds up to 31 m<sup>3</sup>
- > Direct feeding of watercourses or water features
- > Architectural pools without visible technology

## FLOW-THROUGH FILTERS

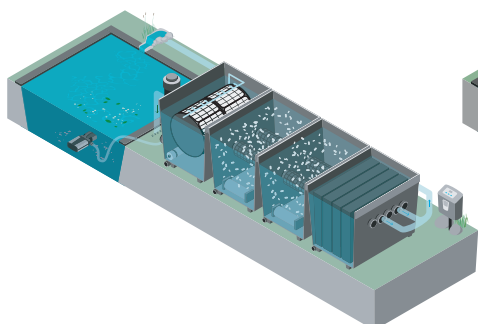


### IDEAL FOR

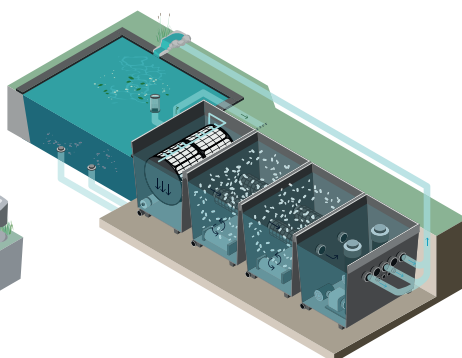
- > Larger ponds up to 140 m<sup>3</sup>
- > Ponds with fish stock
- > High circulation rates

## DRUM FILTERS

Pumped principle



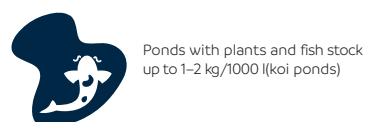
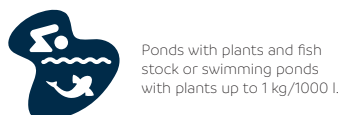
Gravity principle



### IDEAL FOR



- > Larger ponds up to 530 m<sup>3</sup>
- > Ponds with koi stock
- > High circulation rates

Suitable for pond volume in m <sup>3</sup>			Suitable filters				From page
			Filter category	Setup	OASE Control	Product name	
<b>1.5</b>	<b>0.75</b>	<b>0.375</b>	<b>Underwater filters</b>			Filtral 1500	> 202
3	1.5	0.75	Underwater filters			Filtral 3000	> 202
4	2	1	Pressure filters	Pumped	None	BioPress	> 196
5	2.5	1.25	Flow-through filters			BioSmart	> 188
5	2.5	1.25	Pressure filters			FiltoClear	> 192
<b>6</b>	<b>3</b>	<b>1.5</b>	<b>Underwater filters</b>			Filtral	> 202
6	3	1.5	Pressure filters			BioPress	> 196
7	3.5	1.75	Flow-through filters			BioSmart	> 188
7	3.5	1.75	Flow-through filters	Pumped	None	FiltoMatic	> 186
9	4.5	2.25	Underwater filters			Filtral	> 202
10	5	2.5	Pressure filters			BioPress	> 196
10	5	2.5	Pressure filters			FiltoClear	> 192
<b>13</b>	<b>6</b>	<b>3</b>	<b>Pressure filters</b>			FiltoClear	> 192
14	7	3.5	Flow-through filters			BioSmart	> 188
14	7	3.5	Flow-through filters			BioSmart	> 188
14	7	3.5	Flow-through filters	Pumped	None	FiltoMatic	> 186
18	9	4.5	Flow-through filters			BioSmart	> 188
18	9	4.5	Pressure filters			FiltoClear	> 192
24	12	6	Flow-through filters			BioSmart	> 188
<b>31</b>	<b>15</b>	<b>7.5</b>	<b>Pressure filters</b>	Pumped	None	FiltoClear	> 192
36	18	9	Flow-through filters			BioSmart	> 188
40	20	10	Flow-through filters	Pumped	None	BioTec ScreenMatic <sup>2</sup>	> 182
45	22.5	11.25	Pressure filters	Pumped	None	FiltoClear	> 192
<b>60</b>	<b>30</b>	<b>15</b>	<b>Pressure filters</b>	Pumped	None	FiltoClear	> 192
60	30	15	Flow-through filters	Pumped	None	BioTec ScreenMatic <sup>2</sup>	> 182
75	37.5	18.75	Pressure filters	Pumped	None	FiltoClear	> 192
80	40	20	Drum filters			BioTec Premium	> 180
80	40	20	Drum filters	Pumped	yes	ProfiClear Premium M	> 162
88	44	22	Drum filters	Gravity	yes	ProfiClear Premium M	> 162
90	45	22.5	Flow-through filters	Pumped	None	BioTec ScreenMatic <sup>2</sup>	> 182
<b>120</b>	<b>60</b>	<b>30</b>	<b>Flow-through filters</b>	Pumped	None	BioTec 30	> 184
120	60	30	Drum filters	Pumped	yes	ProfiClear Premium L	> 170
140	70	35	Flow-through filters	Pumped	None	BioTec ScreenMatic <sup>2</sup>	> 182
140	70	35	Drum filters	Gravity	yes	ProfiClear Premium L	> 170
<b>320</b>	<b>160</b>	<b>40</b>	<b>Drum filters</b>	Pumped		ProfiClear Premium L	> 170
400	200	50	Drum filters			ProfiClear Premium L	> 170
500	300	100	Drum filters	Gravity	yes	ProfiClear Premium XL	> 166
500	300	80	Drum filters	Pumped		ProfiClear Premium XL	> 166



# CRITERIA FOR FILTER SELECTION

The choice of filter depends on a number of factors:



## Starting point

### IS IT A NEW OR EXISTING POND?

Are you in the middle of planning your pond? It is then a case of adjusting the filter pit and filter system to the pond size and the volume of water to be filtered. If you want to equip an existing pond with a filter, you need to check exactly which filter system is suitable.

To do this, you measure your existing pond and your filter location in terms of height, depth and width. For an exact comparison, the technical data of each OASE filter includes its dimensions as well as the appropriate water volume in cubic metres (m<sup>3</sup>).



## Control

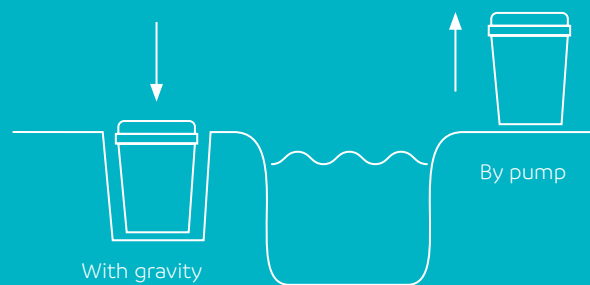
### CONTROL THE FILTER SYSTEM VIA APP?

A plus in safety and convenience, the OASE Control connection allows you to view filter functions whenever you like. Operation and menu settings can be conveniently configured in full via the app in the home network. For convenient control of the filter, you only need an OASE Control-enabled FM-Master or Garden Controller.

## Filter installation

### POSITION WHERE YOU LIKE

Some pond owners place their filter in a filter chamber or filter shaft. Others position it at the edge of the pond or hide it in the ground. The possibilities are endless. Decide whether the filter should be above, below or at water level. Suitable combinations of watercourse and filter pump are available.



## Filter technology

### BY PUMP OR BY GRAVITY


Will the filter be located above or at the height of the water level? The answer to this is important, because the maximum flow rates of a filter also depend on its installation type and location. Filters that are operated with a pump are often above the water level. Filters that use gravity are placed at the height of the water level.



## Type of pond

### FISH POND? SWIMMING POND? ORNAMENTAL POND?

Do you want to filter a fish pond or a swimming pond? The technical data for our filters always specifies the appropriate pond size in cubic metres (m<sup>3</sup>) without fish stock, with fish stock and with koi stock.



## Sun exposure

### IF YOU HAVE MORE THAN SIX HOURS OF SUNSHINE


There is nothing better than looking at your own pond in the sunlight. To prevent algae from growing in extended periods of sunlight, the filter should be aligned with the average duration of sun exposure. You can then enjoy even the last rays of the summer in peace.



## Vegetation

### DO DECIDUOUS PLANTS GROW NEAR THE POND?

Falling leaves, which sink to the bottom of the pond in great numbers, especially in autumn, pose a challenge for any filter system. Therefore, the vegetation around the pond must be taken into account when choosing the correct filter. Autumn leaves on the trees mark the start of the next challenge. A tree stock near your pond presents your filters with a task every year that must be factored in when planning the pond. With OASE filters there is always a solution, such as powerful drum filters or a system with large skimmers for surface extraction.



## Fish stock

### HOW MANY FISH LIVE IN THE POND?

Those who want to filter the water of a fish pond need a more powerful system than someone with a swimming pond or ornamental pond. We always recommend a bio-chamber for fish stock, as metabolic products and food residue need to be removed.

## The best care for demanding ponds

Especially in the case of large natural waters, swimming ponds and precious koi ponds, a filter needs to withstand particularly demanding conditions. Our intelligent drum filter module system for koi ponds and other large bodies of water up to 530 m<sup>3</sup> offers filtration down to 60 µm (i.e. finer than a hair) and can be controlled via the OASE Control system through the app (> from page 280). This guarantees maximum convenience in operation.

With the innovative and powerful drum filter systems from OASE, anyone owning a demanding pond is well advised.



# OUR DRUM FILTERS AT A GLANCE

Individually expandable



## PROFICLEAR PREMIUM COMPACT

High separation efficiency and a low space requirement characterise this compact alternative for smaller ponds up to 140 m<sup>3</sup>. Filtration down to 60 µm is possible. With Moving Bed System (fluidised bed process) for optimal water movement and cleaning. Available as a pump-fed system or a gravity-fed system. All settings can be conveniently controlled via app with connection options for the OASE Control system.

(-> From page 162)



## PROFICLEAR PREMIUM XL

Filtering in new dimensions: Ponds of up to 530 m<sup>3</sup> (100 m<sup>3</sup> for koi ponds) are cleaned by this top-class modular filter system. Practical control functions and a smart self-cleaning function promise convenience: All settings can be controlled via app once the system is connected to the OASE Control system. Best suited for large pond owners who want more; the XL-Moving Beds provide high degradation rates of ammonium, ammonia and nitrite. The Standing Bed module with its innovative clear wave blocks ensures the final level of purity of the water.

(-> From page 166)



## PROFICLEAR PREMIUM

Smart modular drum filter system for koi ponds and other large bodies of water up to 260 m<sup>3</sup>. The highly efficient filter system with filtration down to 60 µm (i.e. finer than a hair) can be controlled by app via the OASE Control system. Particularly convenient: The system is completely self-cleaning.

Very good degradation rates for ammonium, ammonia and nitrite. Stainless steel elements give the filter housing a high degree of stability, while access to the drum is particularly easy thanks to the freewheel function.

(-> From page 170)

# ProfiClear Premium Compact

The compact-powerful alternative for smaller ponds



**+ PUMP-FED PRINCIPLE:**

With the pump-fed principle the filter system is installed above ground, and is also above the water level of the pond



**+ GRAVITY-FED PRINCIPLE:**

With the gravitation principle the filter is recessed into the ground and placed in line with the water level of the pond




**TOOL FREE**

Easy access to the inside of the drum, thanks to individually removable sieve elements in 60 µm



**MICROORGANISMS**

Hel-X 13 filter medium has a particularly large colonisation surface, for effective decomposition of nutrients and pollutants



**HIGHEST FLEXIBILITY**

Connection through DN 110 and 2" tank outlets



**ProfiClear Premium pumped**

**Drum filter with integrated biochamber. The compact, powerful alternative for small ponds.**

- High separation efficiency thanks to deep filtration of up to 60 µm
- Integrated moving bed system (fluidised bed process) for optimal water movement and cleaning
- Hel-X 13 filter medium with especially large settlement surface for effective removal of nutrients and pollutants
- By connecting to the OASE Control System, you can control all settings conveniently via the app; it is possible to upgrade existing systems using a separately available upgrade kit
- The fully automated self-cleaning system provides maximum convenience
- Rinsing is carried out exclusively with cleaned pond water; a fresh water connection is not required
- Particularly quiet operation thanks to extensive noise insulation
- A high-performance, high-quality pressure pump integrated in order to rinse the drum
- Dirt rakes on the sieves reliably remove thread algae and larger particles from the drum
- A dirt drain made of durable EPDM material prevents blockages with larger particles
- Safety level switch in the pumped system prevents blockages with dirt particles
- 30 µm sieve elements available as an optional accessory

**ProfiClear Premium Gravity**

**Drum filter with integrated biochamber. The compact, powerful alternative for small ponds.**

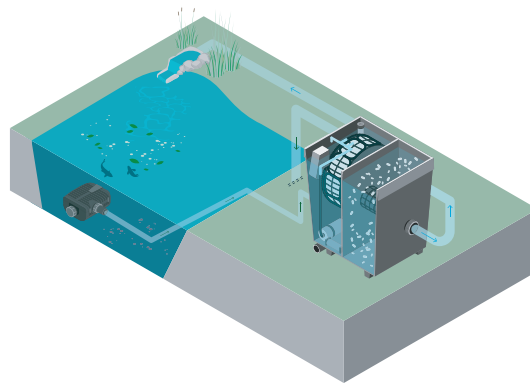
- Set-up at the height of the water level
- Integrated moving bed system (fluidised bed process) for optimal water movement and cleaning
- Hel-X 13 filter medium with especially large settlement surface for effective removal of nutrients and pollutants
- By connecting to the OASE Control System, you can control all settings conveniently via the app; it is possible to upgrade existing systems using a separately available upgrade kit
- The fully automated self-cleaning system provides maximum convenience
- Rinsing is carried out exclusively with purified pond water; a fresh water connection is not required
- Particularly quiet operation thanks to extensive noise insulation
- A high-performance, high-quality pressure pump integrated in order to rinse the drum
- Dirt rakes on the sieves reliably remove thread algae and larger particles from the drum
- A dirt drain made of durable EPDM material prevents blockages with larger particles
- Lower installation height enables gravity-fed system with little available space
- 30 µm sieve elements available as an optional accessory

**ProfiClear pump chamber Compact/Classic**

**Space-saving and energy-efficient. Integration of up to two AquaMax Eco Gravity and Bitron Premium units.**

- Also compatible with ProfiClear Classic modules
- Dirt collected in the settling chamber is flushed out via the floor drain
- Easy maintenance and winter storage
- Reduction of pressure losses
- Low space requirement and good integrability

## TECHNICAL DATA



## PUMP-FED PRINCIPLE

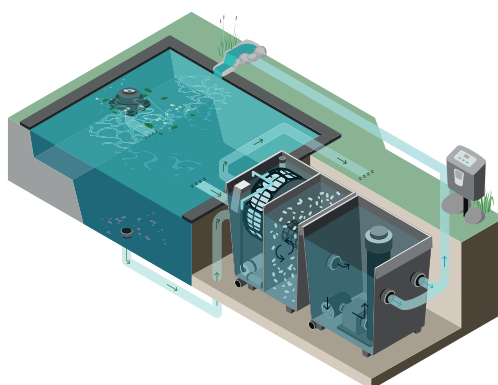


Product	1	2	3
	ProfiClear Premium Compact-M pumped OC	ProfiClear Premium Compact-M gravity OC	ProfiClear Premium Individual Module
Dimensions (L x W x H)	mm	885 x 685 x 820	830 x 600 x 820
Rated voltage		230 V / 50 Hz	-
Power consumption	W	5	-
Power consumption, cleaning	W	670	-
Cable length	m	5.00 + 1.00	5.00 + 5.00
Net weight	kg	80.50	81.00
Guarantee (+ request guarantee) *	Years		2 + 1
Biological filter surface	m <sup>2</sup>	38.2	-
Biological filter surface protected	m <sup>2</sup>	32.2	-
Individual granulate filter		-	-
Control unit		Microcontroller	-
Temperature display		Digital	-
Coarse debris extraction	µm	80	-
Number of nozzles/rinse quantity		2 x 3.5 l/min	-
Scavenging pump		4 bar	-
Automatic rinsing system		manually, Sensor, Time interval	-
Number of sieve elements	Units	6	-
Filter intake surface	cm <sup>2</sup>	1135	-
Material		GRP Duroplast/stainless steel	
Number of inlets	Units	2	
Inlet connections	mm	50	180
Inlet connections		1 x 2" + Bitron	2 x 185 mm
Number of outlets	Units	1	4
Connections, outlet	mm	-	50
Outlet connections		DN 110	2 x 2" / 2 x DN 110
Sludge discharge connections		DN 75, DN 110	DN 75
Flush trough connection		DN 110	-
Connection to		AquaOxy 2000, Bitron C 72 - 110 W, Bitron Eco 120 - 240 W	AquaMax Eco Gravity, Bitron Premium
Min. flow rate	l/h	7500	10000
Max. flow rate	l/h	12500	33000
Installation height above water level	cm	32.0	11.5
Possible water level difference			-
Type of use		Pump fed system	Gravity fed system, Pump fed system
Other		Aeration pre-installed incl. 40l Hel-X 13 Biomedica Pollutant discharge incl. slide valve	
Item no. (GB-Version)		47009	-
Item no.		<b>47008</b>	<b>50771</b>

\*Guarantee valid under the guarantee conditions from OASE. Can be viewed at [www.oase.com/guarantee](http://www.oase.com/guarantee)



## TECHNICAL DATA



## GRAVITY-FED PRINCIPLE




Product	1	ProfiClear Premium Compact-L pumped OC	2	ProfiClear Premium Compact-L gravity OC
Dimensions (L x W x H)	mm	1334 x 891 x 815		1370 x 891 x 815
Rated voltage			230 V / 50 Hz	
Power consumption	W		5	
Power consumption, cleaning	W		1050	
Cable length	m	5.00 + 1.00		5.00 + 5.00
Net weight	kg	133.00		131.50
Guarantee (+ request guarantee) *	Years		2 + 1	
Biological filter surface	m <sup>2</sup>		57.3	
Biological filter surface protected	m <sup>2</sup>		48.4	
Individual granulate filter			-	
Control unit			Microcontroller	
Temperature display			Digital	
Coarse debris extraction	µm		60	
Number of nozzles/rinse quantity			4 x 2.5 l/min	
Scavenging pump			6 bar	
Automatic rinsing system			manually, Sensor, Time interval	
Number of sieve elements	Units		-	
Filter intake surface	cm <sup>2</sup>		-	
Material			GRP Duroplast/stainless steel	
Number of inlets	Units	2		3
Inlet connections	mm	50		-
Inlet connections		1 x 2" + Bitron		DN 110
Number of outlets	Units		2	
Connections, outlet	mm		-	
Outlet connections		DN 110		DN 150
Sludge discharge connections			DN 75, DN 110	
Flush trough connection			DN 110	
Connection to		AquaOxy 2000, Bitron C 72 - 110 W, Bitron Eco 120 - 240 W		AquaOxy 2000, Bitron Gravity, ProfiClear Moving Bed Modul
Min. flow rate	l/h		10000	
Max. flow rate	l/h	20000		25000
Installation height above water level	cm	37.0		12.5
Possible water level difference			-	
Type of use		Pump fed system		Gravity fed system
Other			Aeration pre-installed incl. 60l Hel-X 13 Biomedia	
Item no. (GB-Version)		49980		49982
<b>Item no.</b>		<b>49979</b>		<b>49981</b>

\*Guarantee valid under the guarantee conditions from OASE. Can be viewed at [www.oase.com/guarantee](http://www.oase.com/guarantee)




# ProfiClear Premium XL

Perfect for koi ponds: optimised technology and new digital possibilities



## GRAVITY-FED PRINCIPLE:

With the gravitation principle the filter is recessed into the ground and placed in line with the water level of the pond



## PUMP-FED PRINCIPLE:

With the pump-fed principle the filter system is installed above ground, and is also above the water level of the pond



**1. ProfiClear Premium XL pump fed**

Drum filter with built-in emergency overflow for continuously safe operation. This drum filter reaches flow rates of up to 50,000 l/h.

**2. Suitable for outdoor use**

The microcontroller system monitors and controls the functions

**3. Flow module Gravity Fed XL**

Enlarged pump and UVC chamber for easy integration of AquaMax Eco Expert and AquaMax Eco Titanium filter pumps as well as the new Bitron Premium UVC clarifiers



**INTELLIGENT SELF-CLEANING FUNCTION**

For unique maintenance-free operation



**OASE PONDPADS**

Break down pollutants even more efficiently and quickly



**FOR OPTIMUM WATER CLARITY**

is ensured by the fixed-bed filter (OASE Clear Wave)

Drum filter module XL

**Think Big: The enlarged drum for a completely new filter dimension – flow rates of up to 66,000 l/h (gravity-fed) and 50,000 l/h (pumped).**

- Fully automatic self-cleaning offers maximum convenience
- Rinsing is carried out exclusively with cleaned pond water; a fresh water connection is not required
- Control with retrospective display of errors during operation as well as adjustment options for forced rinsing, rinsing time and additional rinsing
- Dirt rakes on the sieves reliably remove thread algae and larger particles from the drum
- System prevents blockages with dirt particles
- Easy access to the inside of the drum through individually removable sieve elements (no tools required) and freewheel function
- Particularly quiet operation thanks to extensive noise insulation

Moving Bed Module XL

**Enlarged moving beds for up to 66 m<sup>3</sup>/h litres of the new, powerful filter media OASE PondPads or 150 l Hel-X**

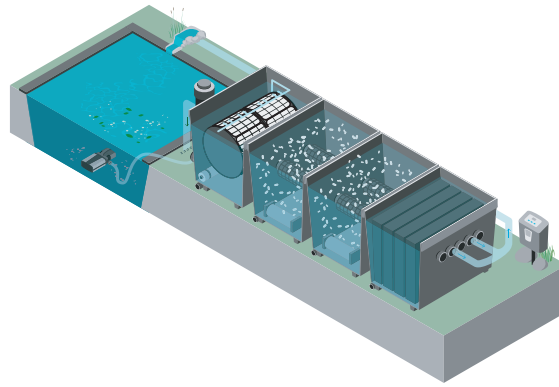
- Innovative bypass technology for optimal movement of the OASE PondPads even at high flow rates
- Removal of toxins such as ammonium/ammonia, nitrite and nitrate
- 60 l OASE PondPads break down approx. 1200 g of fish feed per day. The performance depends on temperature, feed quality and microorganism population level
- Ventilation rod for optimal oxygen enrichment and turbulence already installed in advance
- Benefits of the fluidised bed method: Permanently optimal oxygen supply; self-cleaning effect of dead biomass; expertise from industrial water treatment
- Integrated bottom drain with high-quality gate valve

Drum filter XL drain module

**Optimally adapted to high-performance filter pumps and UVC clarifiers**

- Enlarged pump and UVC chamber for easy integration of: AquaMax Eco Expert and AquaMax Eco Titanium filter pumps as well as the Bitron Premium UVC clarifiers
- Maximum flexibility through DN 110 and 2" feed-throughs
- In the pumped drain module, a fixed bed filter provides a finishing touch to achieve optimum water clarity
- 5 x DN 110 drain connections
- Integrated bottom drain with high-quality gate valve

## PUMP-FED PRINCIPLE



## TECHNICAL DATA

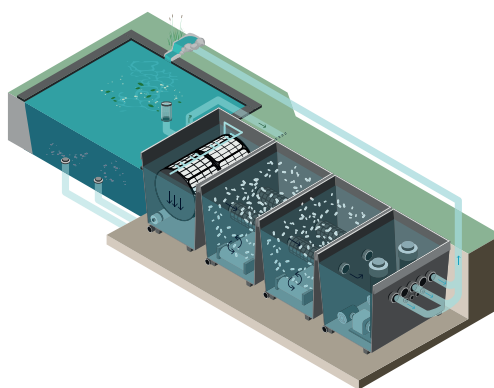


Product		1	2	3
		ProfiClear Premium DF-XL pump-fed OC	ProfiClear Premium DF-XL gravity OC	ProfiCl. Prem. XL discharge module pump
Dimensions (L x W x H)	mm		1330 x 875 x 820	
Rated voltage			230 V / 50 Hz	-
Power consumption	W		5	
Power consumption, cleaning	W		1600	
Cable length	m		5.00 + 5.00	
Net weight	kg		125.00	101.60
Guarantee (+ request guarantee) *	Years		2 + 1	
Biological filter surface	m <sup>2</sup>		-	
Biological filter surface protected	m <sup>2</sup>			
Individual granulate filter				
Control unit			Microcontroller	-
Temperature display			Digital	No
Coarse debris extraction	µm		60	-
Number of nozzles/rinse quantity			8 x 2.5 l/min	
Scavenging pump			7 bar	
Automatic rinsing system			manually, Sensor, Time interval	
Number of sieve elements	Units		16	
Filter intake surface	cm <sup>2</sup>		6900	
Material			GRP Duroplast/stainless steel	
Number of inlets	Units	5	7	2
Inlet connections	mm		-	180
Inlet connections		3 x 2" / 2 x DN 110	DN 110	180 mm
Number of outlets	Units		2	5
Connections, outlet	mm		-	
Outlet connections			180 mm	DN 110
Sludge discharge connections			DN 75	
Flush trough connection			DN 110	-
Connection to		Bitron Premium, ProfiCl. Prem. XL discharge module pump, Profi-Clear Premium XL Moving Bed	Bitron Premium, ProfiCl. Prem. XL discharge module grav., ProfiClear Premium XL Moving Bed	AquaOxy 2000, ProfiClear Premium DF-XL pump-fed EGC, Profi-Clear Premium XL Moving Bed
Min. flow rate	l/h		25000	
Max. flow rate	l/h	50000	66000	50000
Installation height above water level	cm	52.0	13.5	32.0
Possible water level difference		-	-20 mm	-
Type of use		Pump fed system	Gravity fed system	Pump fed system
Other			Pollutant discharge incl. slide valve	Aeration pre-installed
Item no. (GB-Version)		73366	73364	-
Item no.		<b>73365</b>	<b>73363</b>	<b>73369</b>

\*Guarantee valid under the guarantee conditions from OASE. Can be viewed at [www.oase.com/guarantee](http://www.oase.com/guarantee)



## GRAVITY-FED PRINCIPLE



## TECHNICAL DATA

NEW



Product	1	2	3
	ProfiClear Premium XL Moving Bed	ProfiClear Prem. Standing Bed Module XL	ProfiCl. Prem. XL discharge module grav.
Dimensions (L x W x H)	mm	1330 x 875 x 820	
Net weight	kg	102.00	101.60
Guarantee (+ request guarantee) *	Years	2 + 1	
Biological filter surface	m <sup>2</sup>	5000.0	-
Biological filter surface protected	m <sup>2</sup>	300.0	400.0
Individual granulate filter			-
Number of sieve elements	Units		
Material		GRP Duroplast	GRP Duroplast/stainless steel
Number of inlets	Units	2	
Inlet connections	mm	180	
Number of outlets	Units	2	9
Connections, outlet	mm		-
Outlet connections	180 mm	DN 180	4 x 2" / 5 x DN 110
Sludge discharge connections			DN 75
Min. flow rate	l/h		25000
Max. flow rate	l/h		66000
Connection to	AquaOxy 5000, ProfiClear Premium DF-XL pump-fed OC, ProfiClear Premium DF-XL gravity OC, ProfiClear Premium XL pump-fed drain module, ProfiClear Premium XL gravity-fed drain module	ProfiClear Premium DF-XL gravity OC	Bitron Premium, ProfiClear Premium DF-XL gravity OC, ProfiClear Premium XL Moving Bed
Installation height above water level	cm		8.5
Type of use		Gravity fed system, Pump fed system	Gravity fed system
Other		Aeration pre-installed Pollutant discharge incl. slide valve	-
Item no. (GB-Version)			
<b>Item no.</b>	<b>73367</b>	<b>87166</b>	<b>73368</b>

\*Guarantee valid under the guarantee conditions from OASE. Can be viewed at [www.oase.com/guarantee](http://www.oase.com/guarantee)



# ProfiClear Premium

Perfect for koi ponds: optimised technology and new digital possibilities



### Gravity-fed principle:

With the gravitation principle the filter is recessed into the ground and placed in line with the water level of the pond



### Pump-fed principle:

With the pump-fed principle the filter system is installed above ground, and is also above the water level of the pond



### INTELLIGENT SELF-CLEANING FUNCTION

For unique maintenance-free operation



### INNOVATIVE

bypass technology for optimal movement of the Hel-X bio-elements



### VERSATILE AND EXPANDABLE

High flexibility in connection and simple equipping of the individual baskets with additional filter media



#### The drum filter module

**Intelligence sets the pace. The intelligent control centre removes coarse dirt up to 60 µm – that is, finer than a hair.**

- Flexible applications in both gravity-fed and pumped systems
- Fully automatic self-cleaning offers maximum convenience
- Rinsing is carried out exclusively with cleaned pond water; a fresh water connection is not required a waterproof microcontroller system monitors and controls the main functions with easy operation (plug 'n' play)
- Control with retrospective display of errors during operation as well as adjustment options for forced rinsing, rinsing time and additional rinsing
- Dirt rakes on the sieves reliably remove thread algae and larger particles from the drum
- VDE test confirms compliance with high safety standards
- Safety level switch in the pumped system prevents blockages with dirt particles
- Sturdy housing thanks to solid stainless steel elements and dimensionally stable Duroplast
- Easy access to the inside of the drum through individually removable sieve elements (no tools required) and freewheel function
- Particularly quiet operation thanks to extensive noise insulation
- A high-performance, high-quality pressure pump integrated in order to rinse the drum

#### Moving bed module

**Hel-X creates quite a stir. Original Hel-X biomedium are highly effective at breaking down nutrients and pollutants in the fluidised bed process.**

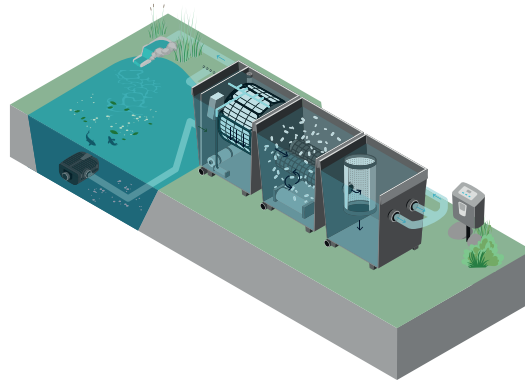
- Extremely large protected settlement surface for microorganisms (806 m<sup>2</sup>/m<sup>3</sup>)
- Innovative bypass technology for optimal movement of the Hel-X biobodies even at high flow rates
- Removal of toxins, such as ammonium, ammonia, nitrite and nitrate
- Hel-X biomedium: 50 litres remove about 340 g of fish food per day. Its performance depends on temperature, feed quality and microorganism population level
- Ventilation rod for optimal oxygen enrichment and turbulence already installed in advance
- Benefits of the fluidised bed method: Permanently optimal oxygen supply; self-cleaning effect of dead biomass; expertise from industrial water treatment
- Integrated bottom drain with high-quality gate valve

#### Individual Module

**Flexibility with maximum effectiveness. The filter system is flexibly adapted to the individual conditions of the water.**

- Space-saving pump and UVC chamber for easy integration of: AquaMax Eco Gravity filter pumps and Bitron Gravity UVC clarifiers
- Maximum flexibility in connection with DN 110 and 2" feed-throughs
- To increase the filter performance, the 2 individual baskets can be fitted with additional filter medium in the flow range with up to 8 litres filling volume possible
- Integrated floor drain with high-quality gate valve

## TECHNICAL DATA



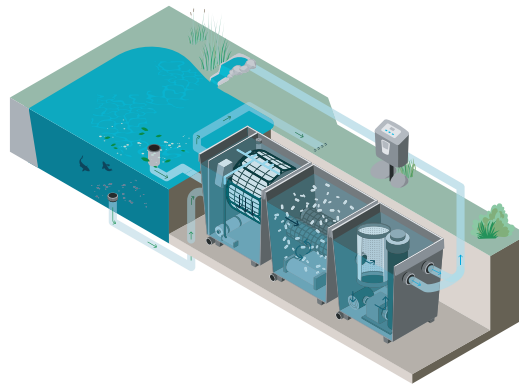
## PUMP-FED PRINCIPLE



Product	1	ProfiClear Premium DF-L pump-fed OC	2	ProfiClear Premium DF-L gravity-fed OC
Dimensions (L x W x H)	mm			830 x 600 x 820
Rated voltage				230 V / 50 Hz
Power consumption	W			5
Power consumption, cleaning	W			1050
Cable length	m	5.00 + 1.00		5.00 + 5.00
Net weight	kg	74.00		76.00
Guarantee (+ request guarantee) *	Years			2 + 1
Biological filter surface	m <sup>2</sup>			-
Biological filter surface protected	m <sup>2</sup>			-
Individual granulate filter				-
Control unit				Microcontroller
Temperature display				Digital
Coarse debris extraction	µm			60
Number of nozzles/rinse quantity				4 x 2.5 l/min
Scavenging pump				6 bar
Automatic rinsing system				manually, Sensor, Time interval
Number of sieve elements	Units			8
Filter intake surface	cm <sup>2</sup>			3454
Material				GRP Duroplast/stainless steel
Number of inlets	Units	2		4
Inlet connections	mm	50		-
Inlet connections		2 x 2" + Bitron		DN 110
Number of outlets	Units			2
Connections, outlet	mm			-
Outlet connections				DN 150
Sludge discharge connections				DN 75, DN 110
Flush trough connection				DN 110
Connection to		Bitron C 72 - 110 W, Bitron Eco 120 - 240 W		Bitron Gravity
Min. flow rate	l/h			10000
Max. flow rate	l/h	25000		33000
Installation height above water level	cm	40.0		11.5
Possible water level difference		5 cm		-20 mm
Type of use		Pump fed system		Gravity fed system
Other				Pollutant discharge incl. slide valve
Item no. (GB-Version)		47004		47006
<b>Item no.</b>		<b>47003</b>		<b>47005</b>

\*Guarantee valid under the guarantee conditions from OASE. Can be viewed at [www.oase.com/guarantee](http://www.oase.com/guarantee)





GRAVITY-FED PRINCIPLE

NEW



Product	1	2	3	
	ProfiClear Premium Moving Bed Module	ProfiClear Premium Standing Bed Module L	ProfiClear Premium Individual Module	
Dimensions (L x W x H)	mm	830 x 600 x 820		
Rated voltage		-		
Power consumption	W	-		
Power consumption, cleaning	W	-		
Cable length	m	-		
Net weight	kg	44.00	37.00	
Guarantee (+ request guarantee)	Years	2 + 1		
Biological filter surface	m <sup>2</sup>	47.8	-	
Biological filter surface protected	m <sup>2</sup>	40.3	-	
Individual granulate filter		-		
Control unit		-		
Temperature display		No	-	
Coarse debris extraction	µm	-		
Number of nozzles/rinse quantity		-		
Scavenging pump		-		
Automatic rinsing system		-		
Number of sieve elements	Units	-		
Filter intake surface	cm <sup>2</sup>	-		
Material		GRP Duroplast	GRP Duroplast/stainless steel	
Number of inlets	Units	2		
Inlet connections	mm	180		
Inlet connections		180 mm	DN 180	2 x 185 mm
Number of outlets	Units	2		
Connections, outlet	mm	-		
Outlet connections		DN 150		
Sludge discharge connections		DN 75		
Flush trough connection		-		
Connection to		AquaOxy 2500 - 5000	AquaOxy 500	AquaMax Eco Gravity, Bitron Premium
Min. flow rate	l/h	10000		
Max. flow rate	l/h	33000		
Installation height above water level	cm	11.5		
Possible water level difference		-		
Type of use		Gravity fed system, Pump fed system	Pump fed system	Gravity fed system, Pump fed system
Other		Aeration pre-installed incl. 50l Hel-X 13 Biomedia Pollutant discharge incl. slide valve	Aeration pre-installed Pollutant discharge incl. slide valve	Pollutant discharge incl. slide valve
Item no. (GB-Version)		-		
Item no.		50772	87164	50771

\*Guarantee valid under the guarantee conditions from OASE. Can be viewed at [www.oase.com/guarantee](http://www.oase.com/guarantee)



# Modular flow-through filter accessories

	Item number	Item number (GB-Version)	Name	Description
	73370		Pump chamber XL Individual	Neutral pump chamber without connections or holes. The most economical and flexible alternative for custom projects. Delivery without bottom drain and lid.
	73371		Pump chamber XL Individual Cover	-
	43331		Pump chamber Individual	Neutral pump chamber without connections or holes. The most economical and flexible alternative for custom projects. Delivery without bottom drain and lid.
	72780		ASM lid container M / L	-
	50947		ProfiClear Premium replacem. sieve 150 µ	Somewhat coarser removal of coarse dirt at 150 µm. Reduces water consumption. Ideal for use in natural ponds or swimming ponds. Content: 8 screen elements
	25376		Spare ProfiClear Premium repl. sieve 60µ	With 60 µm fine coarse dirt removal. Ideal for use on natural or swimming ponds. Content: 8 sieve elements
	51549		ProfiClear Premium sieve set 30 µ	With 30 µm extremely fine dirt removal. Ideal for use on natural pools. Content: 8 sieve elements
	41473		Spare sieve BioTec Premium 80000 125µ	With 125 µm somewhat coarser coarse dirt removal. Reduces water consumption. Ideal for use on natural or swimming ponds. Content: 6 sieve elements
	43600		ProfiCl.Compact/BioTec Prem.sieve set 60µ	Increases the separating capacity of the drum filter for maximum water clarity. Contents: 6 sieve elements
	43600		ProfiCl.Compact/BioTec Prem.sieve set 60µ	Note: The flush cycles and the associated water consumption increase when using this set.
	50949		Drain set ProfiClear Premium pump-fed	With the optional discharge adapter you can operate the ProfiClear Premium in pump fed setup even without individual chamber.
	27171		Slider DN 110	High-quality DN110 slide valve, ideal for control in gravity-fed systems.
	70785	70786	InScenio FM-Master Home	This innovative switch centre can be controlled via smartphone or tablet. In addition to four power outlets with an integrated timer, it also has an OASE Control connection.
	70788	70789	InScenio FM-Master Cloud	
	55316		Garden Controller Home	Innovative controller for networking OASE Control-compatible devices with each other and a home network. It can be controlled via Wi-Fi using a tablet or smart phone (iOS or Android).
	55317		Garden Controller Cloud	
	50951		ProfiClear Guard	With automatic water replenishment you sustainably assure a stable water level. This is recommended for stable operation of a gravity-fed drum filter system.
	37143		Bottom drain BD 100	For safely connecting the pond with the ProfiClear modules.

# Modular flow-through filter accessories

	Item number	Item no. (GB-Version)	Name	Description
	47012		Upgrade-Controller ProfiClear Prem. OC	OASE Control drum filter retrofit kit. Do you already own a drum filter from the ProfiClear Premium range? Take advantage of all the benefits in terms of convenient control with the retrofit kit. With the digital control upgrade, your filter runs conveniently via the app in connection with the OASE Control System.
	47038		OASE Control connection cable 2.5 m	Special cable suitable for underwater use for bi-directional communication between end devices and control units.
	47039		OASE Control connection cable 5.0 m	
	47040		OASE Control connection cable 10.0 m	
	72713		OASE Control connection cable 30.0 m	
	47788		OASE Control cable connector	
	73373		OASE PondPads 10 l	Effective biofilter extension for the Moving Bed Module. Food can be broken down in larger quantities and much faster. (10 l PondPads break down approx. 215 g of food in 24 h).
	73372		OASE PondPads 20 l	
	42904		Hel-X 13 Biomedica 25 l	Extension kit for the Moving Bed Module. Increases the biological performance. 2 x 25 l suffices for approx. 340 g fish food / day.
	51280		AquaActiv BioKick Premium	The filter starter for professionals, with more than 50 billion micro-organisms/ml, immediately provides adequate biology in the filter, whether at restart or after cleaning.
	43146	75806	AquaActiv PumpClean 500 ml	Effective cleaner for pond equipment, such as pumps, sieves, quartz glass elements, etc. Reliably removes limescale and other deposits, even from clogged drum filter sieves.
	72713		OASE Control connection cable 30.0 m	Special cable suitable for underwater use for bi-directional communication between end devices and control units.
	51065		ProfiClear Classic filter foam module	-
	26983		Repl. foam blue wide ProfiClear M3	-
	26984		Repl. foam blue narrow ProfiClear M3	-
	27295		Repl. foam red ProfiClear M3	-
	27296		Repl. foam black narrow ProfiClear M5	-
	27297		Repl. foam black wide ProfiClear M5	-

# Replacement sponges

Here you will find the right spare part for your filter



## REPLACEMENT SPONGES

Suitable for:

### Underwater filters

Filtral UVC 1500									
Filtral UVC 3000									
Filtral UVC 6000 / 9000									

### Pressure filters

BioPress Set 4000									
BioPress Set 6000 / 8000 / 10000 / 12000									
FiltoClear 3000									
FiltoClear 6000									
FiltoClear 11000									
FiltoClear 12000									
FiltoClear 15000									
FiltoClear 16000									
FiltoClear 20000 / 30000									
<b>NEW</b> FiltoClear 5000									
<b>NEW</b> FiltoClear 13000									
<b>NEW</b> FiltoClear 19000									
<b>NEW</b> FiltoClear 31000									

Item no.	70240	70241	70242	15558	15564	56109	56110	56111	51255
----------	-------	-------	-------	-------	-------	-------	-------	-------	-------



## REPLACEMENT SPONGES

Suitable for:

### Flow-through filters

FiltoMatic CWS 7000									
FiltoMatic CWS 14000									
FiltoMatic CWS 25000									
BioTec Premium 80000									
BioSmart 5000									
BioSmart 7000 / 8000									
BioSmart 14000 / 16000									
BioSmart 18000									
BioSmart 20000 / 24000 / 30000 / 36000									
BioTec ScreenMatic <sup>2</sup> 40000									
BioTec ScreenMatic <sup>2</sup> 60000									
BioTec ScreenMatic <sup>2</sup> 90000									
BioTec ScreenMatic <sup>2</sup> 140000									
BioTec 5									
BioTec 10									
BioTec 5.1									
BioTec 10.1									
BioTec 30									

### Drum filters

ProfiClear filter foam module									
ProfiClear phosphate binder module									

Item no.	50901	50904	40456	35791	35792	56677	56678	56679	42893
----------	-------	-------	-------	-------	-------	-------	-------	-------	-------



# Practical, innovative, reliable

One thing is certain: if you want a clear and clean pond, a well-coordinated filter system is essential. There is a decisive advantage to having a flow-through filter: cleaning and maintenance are extremely easy because a flow-through filter is easily accessible above ground.

A flow-through filter is fed by a pump located in the water. The filter forms the highest point in the cleaning circuit. From it, the water flows back into the pond. The water is cleaned by special filter sponges or biomedia, which have both a mechanical and biological effect. After some time, microorganisms form within them. These microorganisms work hard to break down excess nutrients in the water. The higher oxygen content in the flow-through filter makes this a particularly efficient process.

OASE offers powerful flow-through filters, some of which – like the BioTec Screen-Matic<sup>2</sup> – are equipped with innovative pre-separation systems. This intelligent filter system with excellent cleaning results is now available in four performance classes.



## BIOTEC PREMIUM

Compact, powerful and quiet: intelligent filter system for natural ponds up to 80 m<sup>3</sup> and fish ponds up to 40 m<sup>3</sup>, combining drum filter technology with BioTec filter technology. The very good filter performance down to 125 µm and flow rates up to 12500 l/h ensure crystal clear water. Practical: The fully automatic coarse dirt separation simply rinses the dirt out of the filter thanks to drum filter technology. The filter is flushed exclusively with cleaned pond water. Smart: All settings can be conveniently controlled via the app (OASE controller required). Another benefit: The long service life and high-quality filter sponges offer optimum conditions for filter biology.

(-> From page 180)

### TIP

A filter system essentially consists of:

1. A filter pump to supply the filter
2. A pond filter that provides bio-mechanical cleaning
3. A UVC clarifier to tackle floating algae and germs.



# OUR FLOW-THROUGH FILTERS AT A GLANCE



## BIOTEC SCREENMATIC<sup>2</sup>

Highly effective flow-through filter for ponds up to 140 m<sup>3</sup>, which requires very little maintenance because the coarse dirt is separated before entering the filter and it has a long service life: The double-sealed motor ensures a much longer service life. The adjustable automatic cleaning system ensures an efficient separation result. A water distributor without bottlenecks prevents blockages. Innovative dirt barriers prevent the filter from being washed out. The cleaning is very convenient: The filter belt cleans itself and the filter sponges are cleaned directly in the filter.

(-> From page 182)



## BIOTEC

High-performance flow-through filter with long service life, which has a large colonisation surface for the filter biology and ensures the degradation of pollutants and nutrients through highly effective mechanical-biological technology. There is a bottom drain to separate the coarse dirt, suitable for garden ponds up to 120 m<sup>3</sup>.

(-> From page 184)



## FILTOMATIC CWS

The smart pond manager: The filter not only cleans water, but also cleans itself. Thanks to the constantly measuring the temperature of the water, the control unit automatically starts the integrated UVC clarifier when required, thus enabling real energy savings of up to 40%. The control unit also automatically activates the sludge pump, which transports the dirt out of the filter. It is almost invisible as up to 70% can be buried at the pond edge. The filter sponges are cleaned from the outside, suitable for ponds up to 25 m<sup>3</sup>.

(-> From page 186)



## BIOSMART

Powerful flow-through filter for garden and fish ponds: the combination of filter foam and integrated UVC clarifier ensures optimum filter performance. Various filter sponges ensure optimum mechanical and biological filtration. For cleaning, the flow-through filter has levers for compressing dirt out the filter sponges as well as a bottom drain and a rinse connection.

(-> From page 188)

# BioTec Premium

Compact high-performance filter with drum filter technology



**+ NO MORE DIRT**

Thanks to the drum filter technology, the fully automatic coarse dirt separation system simply flushes the dirt out of the filter

**+ SMART**

By connecting to the OASE Control system, you can control all settings conveniently via app; it is possible to upgrade existing systems using a separately available upgrade kit

**+ CLEVER**

Intelligent filter system for natural ponds up to 80 m<sup>3</sup> and for fish ponds up to 40 m<sup>3</sup>

**+ PSSST!**

Particularly quiet operation thanks to extensive noise insulation

**+ GUARANTEED**

Includes OASE clear water guarantee

**+ NO TOOLS**

Easy access to the inside of the drum through individually removable sieve elements and freewheel function

**+ REDUCED**

Less thread algae due to constant phosphate and nutrient discharge

**+ PRE-CLEANED**

Dirt rakes on the sieves reliably remove thread algae and larger particles from the drum

**+ THOROUGH CLEAN**

A high-performance, high-quality pressure pump is integrated to rinse the drum

**+ GOODBYE DIRT!**

Dirt drain including gate valve

**+ PERFORMANCE**

A long service life and high-quality filter sponges create optimal living conditions for the filter bacteria – ensuring full performance


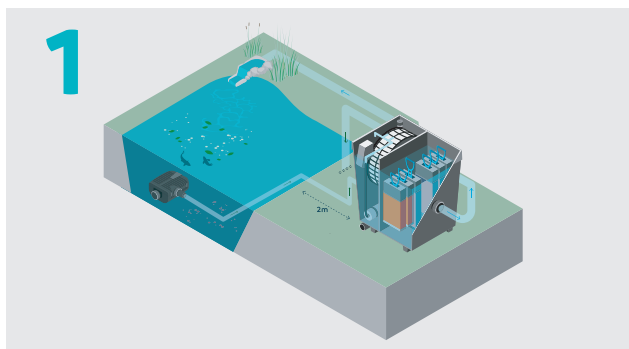
**+ WATER-SAVING**

The rinsing of the filter is carried out exclusively with purified pond water – a fresh water connection is not required



## ACCESSORIES

Product		Item no.	Item no. (GB-Version)
Filtercartridge set BioTec Premium 80000	> Page 176	40456	-
ProfiCl.Compact/BioTec Prem.sieve set60µ	> Page 174	43600	-
Discharge pipe black DN75/480 mm	> Page 50	55043	-
Discharge pipe black DN110/480 mm	> Page 50	50427	-
Connection elbow black DN75/45°	> Page 50	55044	-
Connection elbow black DN110/45°	> Page 50	50430	-
InScenio FM-Master Home	> Page 288	70785	70786
InScenio FM-Master Cloud	> Page 288	70788	70789
Garden Controller Home	> Page 286	55316	-
Garden Controller Cloud	> Page 286	55317	-



**1. Schematic diagram**

UVC clarifier in combination with OASE BioTec Premium flow-through filter

**2. Intelligent switch centre**

A watertight microcontroller system monitors and controls the main functions, operation is easy (Plug 'n' Play).

**3. Clever drum filter technology**

The innovative and self-cleaning pre-separator reliably separates water and

solid particles up to 125 µm. And does so without any additional cleaning effort.

**4. Hard-working filter biology**

In the integrated filter foams, micro-organisms can do their work perfectly and decompose harmful nutrients. The long service intervals due to the preliminary separation function are optimal for this purpose. Including convenient cleaning - you do not have to get your hands dirty.

**TECHNICAL DATA**

<b>Product</b>	BioTec Premium 80000 pump-fed OC	
Dimensions (L x W x H)	mm	830 x 675 x 820
Rated voltage		230 V / 50 Hz
Power consumption	W	5
Power consumption, cleaning	W	670
Cable length	m	5.00 + 1.00
Net weight	kg	71.50
Guarantee (+ request guarantee) *	Years	2 + 1
Control unit		Microcontroller
Temperature display		Digital
Coarse debris extraction	µm	125
Number of nozzles/rinse quantity		1 x 4.0 l/min
Scavenging pump		4 bar
Automatic rinsing system		manually, Sensor, Time interval
Material		GRP Duroplast/stainless steel
Number of blue filter foams	Units	2
Number of red filter foams	Units	
Number of purple filter foams	Units	
Number of inlets	Units	1
Inlet connections		1 x 2" + Bitron
OASE Control connection		Yes
Connection to		Bitron C 36 - 110 W, Bitron Eco 120 - 240 W, ProfiClear Classic
Number of outlets	Units	1
Outlet connections		DN 110
Sludge discharge connections		DN 75
Flush trough connection		DN 110
Min. flow rate	l/h	7500
Max. flow rate	l/h	12500
Suitable for ponds up to max.	m <sup>3</sup>	80.0
Suitable for ponds with fish stock	m <sup>3</sup>	40.0
Suitable for ponds with koi <sup>1</sup>	m <sup>3</sup>	20.0
Installation height above water level	cm	51.0
Item no. (GB-Version)		54854
<b>Item no.</b>		<b>54850</b>

\*Guarantee valid under the guarantee conditions from OASE. Can be viewed at [www.oase.com/guarantee](http://www.oase.com/guarantee)

<sup>1</sup> Note: When planning a new pond with koi stock, please ensure a minimum pond size of 5 m<sup>3</sup>!



# BioTec ScreenMatic<sup>2</sup>

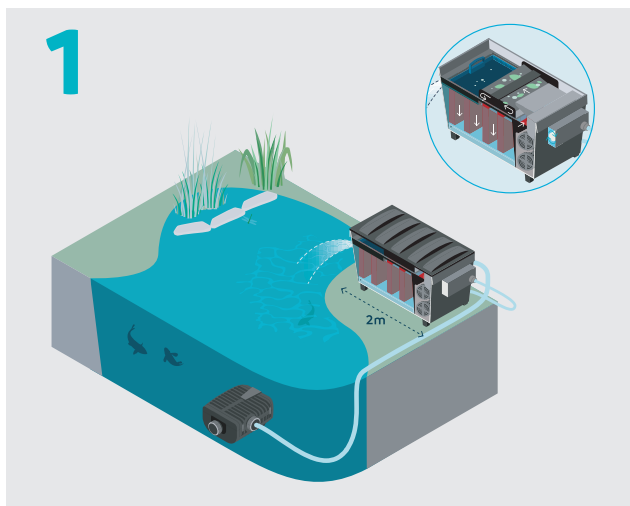
## High-performance filter with automatic coarse-debris extraction



- + GUARANTEED**  
Includes OASE clear water guarantee
- + LOW MAINTENANCE**  
Coarse dirt is removed before it enters the filter
- + SELF-CLEANING**  
The filter belt is automatically driven; adjustable automatic cleaning system, which controls the belt run based on the degree of contamination, including LED function check
- + CONVENIENT**  
Filter sponges can be cleaned directly in the filter
- + CLEAN AND TIDY**  
Bottom drain with slide to remove dirt from the filter system
- + PRACTICAL**  
Large-volume dirt basket with easy cleaning
- + SMART COMBO**  
Different filter media for optimal development of filter biology
- + DOESN'T CLOG**  
Uniform water distribution on the filter belt
- + EXTRA FOR THREAD ALGAE**  
Use of PhosLess filter cartridges for reducing thread algae (optional accessory)
- + GOOD PARTNERS**  
Direct connection option for UVC Bitron C and Eco clarifiers
- + SUITABLE PUMPS**  
Optimally matched to OASE AquaMax Eco filter pumps

### ACCESSORIES

Product		Item no.	Item no. (GB-Version)
Replacement bulb UVC 36 W	> Page 216	55432	-
Replacement bulb UVC 55 W	> Page 216	56636	-
Repl. set foam re/pu BioTec 40-/90000	> Page 176	42893	-
Repl. set foam red/purple BioTec 60/140	> Page 176	42894	-
Replacement set blue BioTec 40-/90000	> Page 176	42895	-
Replacement set foam blue BioTec 60/140	> Page 176	42896	-
Discharge pipe black DN50/480 mm	> Page 50	50829	-
Discharge pipe black DN75/480 mm	> Page 50	55043	-
Discharge pipe black DN110/480 mm	> Page 50	50427	-
Connection elbow black DN50/45°	> Page 50	50833	-
Connection elbow black DN75/45°	> Page 50	55044	-
Connection elbow black DN110/45°	> Page 50	50430	-
AquaSkim 40	> Page 330	56907	-
AquaActiv PumpClean 500 ml	> Page 370	40242	75806



**1. High-quality filter foam**

Different types of filter foam with various pore sizes ensure optimal mechanical and biological filtration

**2. Optimised belt**

The cleaning belt can be easily folded to make it easy to clean the filter foam

**TECHNICAL DATA**

Product	BioTec Screen-Matic <sup>2</sup> 40000	BioTec Screen-Matic <sup>2</sup> 60000	BioTec Screen-Matic <sup>2</sup> 90000	BioTec Screen-Matic <sup>2</sup> 140000	BioTec Screen-Matic <sup>2</sup> Set 40000	BioTec Screen-Matic <sup>2</sup> Set 60000	BioTec Screen-Matic <sup>2</sup> Set 90000
Dimensions filter (L x W x H)	mm 788 x 590 x 445	788 x 590 x 545	788 x 590 x 645	1200 x 800 x 760	788 x 590 x 445	788 x 590 x 545	788 x 590 x 645
Net weight	kg 20.00	23.50	27.00	105.00	31.00	34.50	39.60
Rated voltage (primary, secondary)	230 V / 50 Hz, 12 V / AC				-		
Rated voltage UVC	-				220 - 240 V / 50 - 60 Hz		
Power consumption	W 5				-		
Power consumption UVC	-				36	55	110
Power cable length UVC	-				5.00		
Cable length 12 V device (with power unit)	m 2.10 (Power unit) + 5.00				-		
Guarantee (+ request guarantee) *	Years 2 + 1				-		
Guarantee UVC *	-				Years 2		
Number of filter foams, total	Units 8	16	18	18	8	8	16
Number of blue filter foams	Units 2	-	4	-	2	2	4
Number of red filter foams	Units 3	6	7	7	3	3	6
Number of purple filter foams	Units 3	6	7	7	3	3	6
Special filter granulate	kg 2.50	3.50	5.00	14.50	2.50	3.50	5.00
Temperature display	-				No		
Coarse debris extraction	-				µm 300		
Connection inlet filter	mm 25 / 32 / 38		25 / 38 / 50		25 / 32 / 38		
Connection inlet filter	-				1", 1 ¼", 1 ½"		
Connection inlet UVC	-				mm 19 / 25 / 32 / 38 / 50		
Connection inlet UVC	-				¾", 1", 1 ¼", 1 ½", 2"		
Connections, outlet filter	DA 75	DN 75	2", DN 110	2", DA 110	DN 75		
Sludge discharge connections	-				DN 50		
Corresponding filter/watercourse pump	-				AquaMax Eco Premium 12000	AquaMax Eco Premium 16000	AquaMax Eco Premium 20000
Dimensions pump (L x W x H)	-				mm 340 x 280 x 165		
Rated voltage Pump	-				220 - 240 V / 50 - 60 Hz		
Power consumption pump	-				110	145	180
Max. flow rate	l/h 9000	11000	12500	17500	9000	11000	12500
Guarantee (+ request guarantee) pump *	-				Years 3 + 2		
Power cable length pump	-				10.00		
Suitable for ponds up to max.	m <sup>3</sup> 40.0	60.0	90.0	140.0	40.0	60.0	90.0
Suitable for ponds with fish stock	m <sup>3</sup> 20.0	30.0	45.0	70.0	20.0	30.0	45.0
Suitable for ponds with koi <sup>1</sup>	m <sup>3</sup> 10.0	15.0	22.5	35.0	10.0	15.0	22.5
Connection to	Bitron C 36 - 110 W, Bitron Eco 120 - 240 W				-		
Item no. (GB-Version)	-				57699	57701	46180
<b>Item no.</b>	<b>57694</b>	<b>57695</b>	<b>46178</b>	<b>57696</b>	<b>57697</b>	<b>57698</b>	<b>46179</b>

\*Guarantee valid under the guarantee conditions from OASE. Can be viewed at [www.oase.com/guarantee](http://www.oase.com/guarantee)

<sup>1</sup> Note: When planning a new pond with koi stock, please ensure a minimum pond size of 5 m<sup>3</sup>!



# BioTec

## Multi zone filter for larger ponds and koi ponds

**+ SOPHISTICATED TECHNOLOGY**

Multi-zone filter with special filter sponges

**+ GUARANTEED**

Includes OASE clear water guarantee

**+ HIGH-QUALITY**

Robust glass-fibre reinforced plastic material and first-class workmanship

**+ HIGHLY EFFECTIVE**

Mechanical/biological breakdown of harmful substances and nutrients

**+ TRIED-AND-TESTED**

Large surfaces for filter biology colonisation

**+ FOR COARSE DIRT**

Bottom drain for washing out coarse dirt

**+ EASY**

Easy cleaning and maintenance


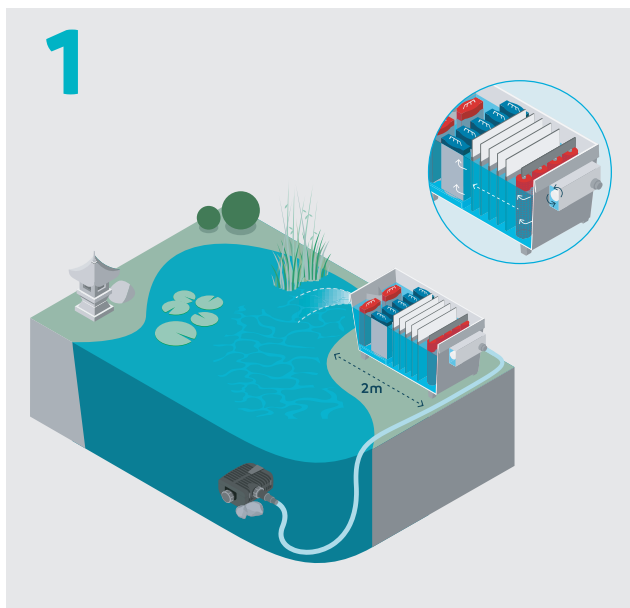
**+ COMBINABLE**

Connection option for OASE Bitron UVC clarifiers



### ACCESSORIES

Product		Item no.	Item no. (GB-Version)
Replacement foam red BioTec 5 / 10 / 30	> Page 176	54030	-
Replacement foam blue BioTec 5 / 10 / 30	> Page 176	54031	-
Discharge pipe black DN75/480 mm	> Page 50	55043	-
Discharge pipe black DN110/480 mm	> Page 50	50427	-
Connection elbow black DN75/45°	> Page 50	55044	-
Connection elbow black DN75/87°	> Page 50	55045	-
Connection elbow black DN110/45°	> Page 50	50430	-
T-piece black DN75	> Page 50	55046	-
AquaActiv BioKick Premium	> Page 354	51280	-



**1. Schematic diagram**

BioTec 30 in operation with a filter and watercourse pump and a Bitron C.

**2. Filter foams**

For settlement of micro-organisms for decomposition of pollutants and nutrients.

**3. Ball valve**

Clean water outlet back to the pond lowers the water level in the filter and enables water saving filter cleaning.

**4. Discharge chamber**

with DIN 110 connection.

**TECHNICAL DATA**

Product	BioTec 30	
Dimensions (L x W x H)	mm	1200 x 800 x 730
Net weight	kg	81.50
Guarantee <sup>1</sup>	Years	3
Number of filter brushes	Units	6
Number of filter mats	Units	5
Number of filter foams, total	Units	14
Number of blue filter foams	Units	10
Number of red filter foams	Units	4
Temperature display		No
Inlet connections	mm	25 / 32 / 38 / 50
Inlet connections		1", 1 1/4", 1 1/2", 2"
Outlet connections		DN 110
Sludge discharge connections		DN 75
Max. flow rate	l/h	23000
Suitable for ponds up to max.	m <sup>3</sup>	120.0
Suitable for ponds with fish stock	m <sup>3</sup>	60.0
Suitable for ponds with koi <sup>1</sup>	m <sup>3</sup>	30.0
Connection to		Bitron C 72—110 W, Bitron Eco 120—240 W
Item no. (GB-Version)		-
<b>Item no.</b>		<b>55421</b>

<sup>1</sup>Guarantee valid under the guarantee conditions from OASE. Can be viewed at [www.oase.com/guarantee](http://www.oase.com/guarantee)

<sup>1</sup> Note: When planning a new pond with koi stock, please ensure a minimum pond size of 5 m<sup>3</sup>!



# FiltoMatic CWS

## Pond manager with automatic self-cleaning

**+ INTELLIGENT**

The automatic control system adjusts the filter performance to the seasonal needs of the pond

**+ ECONOMICAL**

Up to 40% energy savings through demand-driven UVC unit with patented self-cleaning and oxygen enrichment

**+ GUARANTEED**

Includes OASE clear water guarantee

**+ DISCREET**

Almost invisible; can be buried up to 70% at the edge of the pond

**+ CLEVER DESIGN**

The UVC operating hours meter indicates when to replace bulbs

**+ COMPACT**

Particularly space-saving design



**+ INTERVAL CLEANING**

UVC and pump function can also be controlled manually

**+ GOODBYE ALGAE**

Less thread algae due to constant phosphate and nutrient discharge

**+ SOPHISTICATED**

Long service life combined with high-quality filter sponges provide optimal conditions for the filter biology

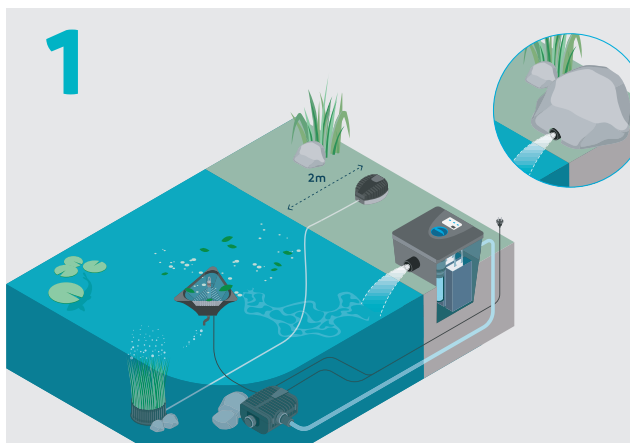
**+ CONVENIENT**

The filter sponges are especially easy to clean

### ACCESSORIES

Product		Item no.	Item no. (GB-Version)
Replacement bulb UVC 11 W	> Page 216	56112	-
Replacement bulb UVC 24 W	> Page 216	56237	-
Filtercartridge Set FiltoMatic CWS 7000	> Page 176	50901	-
Filtercartridge set FiltoMa CWS 14/25000	> Page 176	50904	-
Discharge pipe black DN40/480 mm	> Page 50	50307	-
Discharge pipe black DN75/480 mm	> Page 50	55043	-
Connection elbow black DN40/45°	> Page 50	50308	-
Connection elbow black DN75/45°	> Page 50	55044	-
Connection elbow black DN75/87°	> Page 50	55045	-
T-piece black DN75	> Page 50	55046	-
FiltoMatic Cap CWS XL	> Page 320	50269	-
FiltoMatic Cap CWS L	> Page 320	50268	-
AquaActiv BioKick 200 ml	> Page 354	50295	75834
OxyTex Set 1000	> Page 225	50249	-
SwimSkim 50	> Page 329	50170	-
InScenio FM-Master 3	> Page 290	36311	56473





**1. Compact design**

Strong filter effect in the smallest space. With the FiltoCap the device can be buried so that it is virtually invisible.

**2. Cleaning**

In addition to the automatic sludge discharge, the sponge elements are cleaned conveniently, your hands stay clean.

**3. Filter cover**

Easy to open and close with one hand. Unintentional opening is prevented through integrated lock element.

**4. Automatic control unit**

The innovative control system ensures energy savings through a temperature controlled UVC unit and automatic cleaning intervals.

**TECHNICAL DATA**

Product		FiltoMatic CWS 7000	FiltoMatic CWS 14000	FiltoMatic CWS 25000	FiltoMatic CWS Set 7000	FiltoMatic CWS Set 14000	FiltoMatic CWS Set 25000
Dimensions filter (L x W x H)	mm	380 x 380 x 520	380 x 380 x 720	380 x 580 x 720	380 x 380 x 520	380 x 380 x 720	380 x 580 x 720
Net weight	kg	9.64	10.70	13.92	14.58	15.72	18.62
Rated voltage		230 V / 50 Hz					
Power consumption	W	17		27	3		24
Power consumption, cleaning	W	41		54	41		54
Power cable length UVC	m		-			10.00	
Guarantee (+ request guarantee) *	Years				2 + 1		
UVC power	W	11		24	11		24
Number of purple filter foams	Units		2	4		2	4
Number of red filter foams	Units		1	2		1	2
Temperature display		Digital					
UVC operating hours meter		8000 h					
Inlet connections	mm	38					
Inlet connections		1 ½"					
Outlet connections		DN 75					
Sludge discharge connections		DN 40					
Corresponding filter/watercourse pump		-			AquaMax Eco Premium 4000	AquaMax Eco Premium 6000	AquaMax Eco Premium 8000
Dimensions pump (L x W x H) – mm	mm	-			340 x 280 x 165		
Rated voltage Pump		220 - 240 V / 50 - 60 Hz					
Power consumption pump	W	-			40	50	65
Max. flow rate	l/h	4000	5000	6000	4000	5000	6000
Guarantee (+ request guarantee) pump †	Years	-			3 + 2		
Power cable length pump	m	-			10.00		
Suitable for ponds up to max.	m³	7.0	14.0	25.0	7.0	14.0	25.0
Suitable for ponds with fish stock	m³	3.5	7.0	12.5	3.5	7.0	12.5
Suitable for ponds with koi †	m³	2.0	3.5	6.5	2.0	3.5	6.5
Item no. (GB-Version)		-					
<b>Item no.</b>		<b>50906</b>	<b>50910</b>	<b>50925</b>	<b>50865</b>	<b>50866</b>	<b>50872</b>

\*Guarantee valid under the guarantee conditions from OASE. Can be viewed at [www.oase.com/guarantee](http://www.oase.com/guarantee)

† Note: When planning a new pond with koi stock, please ensure a minimum pond size of 5 m³!



# BioSmart

## Solid flow through filters for garden ponds

### + FISH-FRIENDLY

Additional oxygen enrichment through special water supply

### + PERFECT FIT!

Optimally adapted to the OASE AquaMax filter and watercourse pumps



### + BENEFIT

Easy to hide, since the filter housing can be buried to 1/3 of its height

### + INCLUDED

Displays showing the degree of soiling and water temperature


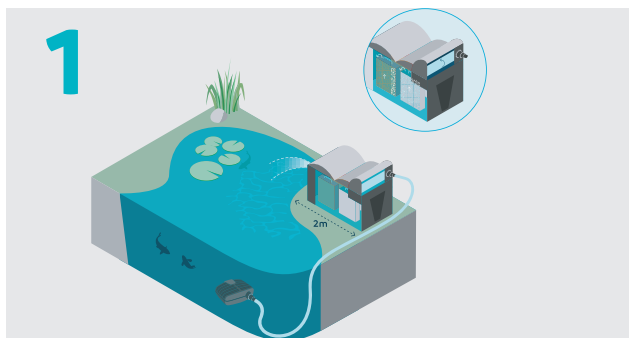


### + ALL CLEAR!

Guarantees clear pond water by combining mechanical/biological cleaning with effective UVC technology (BioSmart UVC 16000)

## ACCESSORIES

Product		Item no.	Item no. (GB-Version)
Replacement bulb UVC 7 W	> Page 216	57111	-
Replacement bulb UVC 9 W	> Page 216	54984	-
Replacement bulb UVC 11 W	> Page 216	56112	-
Replacement bulb UVC 18 W	> Page 216	56236	-
Replacement bulb UVC 24 W	> Page 216	56237	-
Replacement bulb UVC 36 W	> Page 216	55432	-
Replacement foam red BioSmart	> Page 176	35791	-
Replacement foam blue BioSmart	> Page 176	35792	-
Replacement foam red BioSmart 18-36000	> Page 176	56677	-
Replacement foam blue BioSmart 18-36000	> Page 176	56678	-
Replacement foam green BioSmart 18-36000	> Page 176	56679	-
Discharge pipe black DN50/480 mm	> Page 50	50829	-
Discharge pipe black DN75/480 mm	> Page 50	55043	-
Connection elbow black DN50/45°	> Page 50	50833	-
Connection elbow black DN75/45°	> Page 50	55044	-
Connection elbow black DN75/87°	> Page 50	55045	-
T-piece black DN75	> Page 50	55046	-
AquaActiv BioKick 200 ml	> Page 354	50295	75834



**1. Schematic diagram**

BioSmart UVC 16000 in combination with AquaMax Eco Classic filter and watercourse pump.

**2. Particularly easy maintenance**

After activating the cleaning lever, the floor discharge can be opened and coarse debris can be disposed of (only BioSmart 18000/36000).

**3. Nitrification and de-nitrification zone**

Toxic ammonia, nitrite and nitrate are effectively transformed into harmless end products in the different foams.

**4. Temperature display**

The thermometer indicates the current water temperature at all times.

**TECHNICAL DATA**

Product		BioSmart UVC 16000	BioSmart 18000	BioSmart 36000	BioSmart Set 5000	BioSmart Set 7000	BioSmart Set 14000	BioSmart Set 18000	BioSmart Set 24000	BioSmart Set 36000
Dimensions filter (L x W x H)	mm	380 x 560 x 410	382 x 555 x 408		280 x 380 x 410		380 x 560 x 410	559 x 596 x 408	920 x 555 x 405	920 x 600 x 405
Net weight	kg	5.40	5.50	10.70	5.70	6.00	8.50	13.70	17.00	21.00
Rated voltage		230 V / 50 Hz		-	230 V / 50 Hz		220 - 240 V / 50/60 Hz			
Power consumption	W	14		-	-		-			
Power consumption UVC	W	11	-	-	11	12	14	18	24	36
Power cable length UVC	m	3.00		-	3.00		5.00			
Guarantee	Years	2		3	-		2			
UVC power	W	11	-	-	7	9	11	18	24	36
Number of filter foams, total	Units	6	4	9	2	3	6	5	-	9
Number of blue filter foams	Units	3	2	4	1	2	3	2	-	4
Number of red filter foams	Units	3	1	4	-	1	3	1	-	4
Number of green filter foams	Units	-	-	1	-	-	-	-	1	-
Temperature display		-		-	Yes		-			
Inlet connections	mm	19 / 25 / 32 / 38		25 / 32 / 38		-		19 / 25 / 32 / 38		
Inlet connections		¾", 1", 1 ¼", 1 ½"		1", 1 ¼", 1 ½"		-		¾", 1", 1 ¼", 1 ½"		
Outlet connections		-		DN 75	-		DN 50	DN 75		
Connections, sludge discharge	mm	38		-	38		-			
Sludge discharge connections		1 ½"		DN 50	1 ½"		DN 50			
Corresponding filter/watercourse pump		-		-	Filter pump 1500	Filter pump 2500	Filter pump 3500	AquaMax Eco Classic 5500		AquaMax Eco Classic 11500
Dimensions pump (L x W x H) – mm	mm	-		-	190 x 175 x 110		280 x 230 x 140			
Rated voltage Pump		-		-	-		-			
Power consumption pump	W	-		-	25	40	70	60		100
Max. flow rate	l/h	5500		8000	2750		5500		8000	
Power cable length pump	m	-		-	-		10.00			
Suitable for ponds up to max.	m <sup>3</sup>	16.0	18.0	36.0	5.0	7.0	14.0	18.0	24.0	36.0
Suitable for ponds with fish stock	m <sup>3</sup>	8.0	9.0	18.0	2.5	3.5	7.0	9.0	12.0	18.0
Suitable for ponds with koi <sup>†</sup>	m <sup>3</sup>	4.0	4.5	9.0	1.3	1.7	3.5	4.5	6.0	9.0
Item no. (GB-Version)		-		-	not available in GB!	50450	50452	56778	56785	56793
<b>Item no.</b>		<b>57377</b>	<b>56776</b>	<b>56641</b>	<b>50525</b>	<b>50449</b>	<b>50451</b>	<b>56777</b>	<b>56781</b>	<b>56789</b>

<sup>†</sup>Guarantee valid under the guarantee conditions from OASE. Can be viewed at [www.oase.com/guarantee](http://www.oase.com/guarantee)

<sup>†</sup>Note: When planning a new pond with koi stock, please ensure a minimum pond size of 5 m<sup>3</sup>!

# Flexible all-rounders

Pressure filters have several good properties: they are easy to install and simple to use. They are particularly flexible and can be easily hidden to give an overall impression of a beautiful water landscape that appears to be free from technology.

**How does a pressure filter work?** First, the water is transported from the filter pump to the pressure filter. Here, it is cleaned by the various filter sponges. This function makes it particularly easy for garden owners to "hide" the pressure filter. Pressure filters can be buried in the ground, even below the water level, and thus remain virtually invisible. Another special advantage of OASE pressure filters is the convenient cleaning and maintenance of the filter from the outside – without the need to open the lid.

**In summary:** Compact and effective with the proven OASE clear water guarantee  
> see page 451!

- > Ideal for watercourses
- > Convenient cleaning from the outside
- > Easy to hide – even below the water level



# OUR PRESSURE FILTERS AT A GLANCE

For a particularly aesthetic look without visible technology



NEW

Available AS A SET!



## FILTOCLEAR

**The clear water expert:** Pressure filter with first-class filter performance and special functions, available either individually or as a set with matching pump. **Clear water guarantee:** effective nutrient decomposition thanks to large filter surface and integrated UVC clarifier for the removal of pathogens, floating algae and turbidity. All operating elements are integrated in the cover. This allows the filter to be sunk into the ground at ground level and blends harmoniously into any garden landscape.

**Practical:** The simple cleaning process takes place from the outside without opening the lid, suitable for ponds up to 31000 litres. (> From page 192)

## BIOPRESS

**Complete set:** install, connect, done. Guaranteed clear water through the ideal combination of filter, pump and UVC technology for sterilisation. The filter is buried up to the cover and is virtually invisible in the garden. Maintenance is very easy thanks to the patented cleaning function in the cover. The degree of waste build up on the filter can be seen from outside. If desired, this solid pressure filter can also transport water to a higher watercourse. (> From page 196)

# FiltoClear

## Effective and convenient pressure filter for clear water in small to medium-sized ponds

**+ POND FILTER**

Patented cleaning mechanism with optimised filter sponges

**+ EASY**

Easy to maintain and clean thanks to simple handle mechanism

**+ CONVENIENT LAMP CHANGE**

The UV lamp can be changed while the unit is running - no need to switch off the filter, no need to dismantle the quartz glass

**+ PROTECTED**

The high-quality UVC housing protects the ballast unit from sunlight and moisture

**+ UNDER PRESSURE**

The metal clamping ring with simple lever function makes opening and closing a FiltoClear safer and easier than ever before



**+ POWERFUL**

All latest generation FiltoClear models feature upgraded, highly effective UV lamps

**+ STABLE AND ROBUST**

The hard-wearing housing made of high-quality plastic can be easily buried in the ground and impresses with its long durability.

**+ IMPROVED EFFICIENCY**

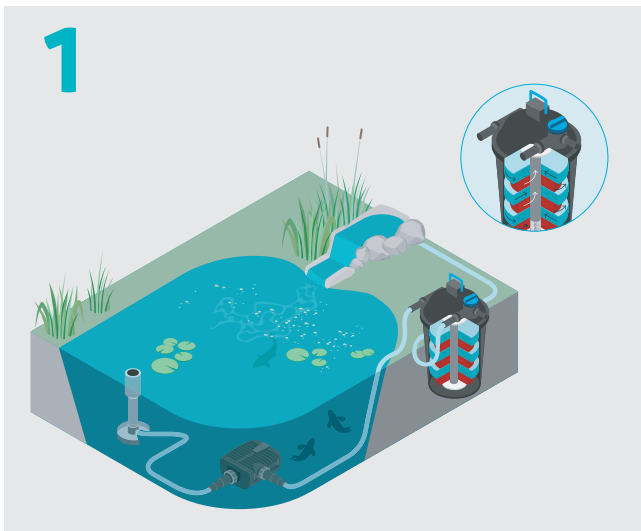
The built-in OASE bypass technology ensures optimum water flow and prevents the filter from clogging

**+ 2-WAY VALVE**

Choose whether the water flows into the pond or into the waste water after cleaning the filter

### ACCESSORIES

Product		Item no.	Item no. (GB-Version)
Replacement bulb UVC 18 W	> Page 216	56236	-
Replacement bulb UVC 24 W	> Page 216	56237	-
<b>NEW</b> Replacement bulb UVC Eco 42 W	> Page 216	77871	-
Replacement bulb UVC Eco 60 W	> Page 216	57077	-
<b>NEW</b> Replacement foam set FiltoClear 31000	> Page 176	77875	-
<b>NEW</b> Replacement foam set FiltoClear 5000	> Page 176	77872	-
<b>NEW</b> Replacement foam set FiltoClear 13000	> Page 176	77873	-
<b>NEW</b> Replacement foam set FiltoClear 19000	> Page 176	77874	-
<b>NEW</b> FiltoCap stone grey	> Page 320	77831	-
OxyTex Set 500	> Page 224	57071	not available in GB!
OxyTex Set 1000	> Page 224	50249	-
AquaActiv BioKick Premium	> Page 354	51280	-



**1. Smart installation of the filter**

The filter can be buried in the ground and optimally integrated into the natural environment. All important elements are easily accessible via the removable filter head.

**2. Convenient cleaning**

Filter sponges can be cleaned quickly and easily using the patented pull-out mechanism.

**3. Easy Clean technology: Rotary dial on »Filter«**

The UVC clarifier eliminates algae and reduces pathogens.

Then the "treated" water flows through the fine mechanical and large-pored biological filter elements of the filter unit that decompose the pollutants and clarify the water.

**4. Simple lamp replacement**

The UV housing can easily be removed during operation for replacing the integrated UV lamp.

**5. Targeted draining of dirty water**

The dirty water is drained from the cleaned filter sponges via the two-way valve, for example into a flower bed.

**TECHNICAL DATA**

		NEW	NEW	NEW	NEW
Product		FiltoClear 5000	FiltoClear 13000	FiltoClear 19000	FiltoClear 31000
Dimensions (Ø x H)	mm	380 x 370	380 x 488	380 x 608	380 x 728
Rated voltage		220 - 240 V / 50/60 Hz			
Power consumption	W	18	24	42	60
Power cable length	m	5.00			
Net weight	kg	8.00	8.80	9.60	10.30
Guarantee (+ request guarantee) <sup>1</sup>	Years	2 + 1			
UVC power	W	18	24	42	60
Number of blue filter foams	Units	-	1		2
Number of red filter foams	Units		1		2
Number of purple filter foams	Units			1	
Inlet connections	mm	38 / 50			
Inlet connections		1 ½", 2"			
Connections, outlet	mm	38 / 50			
Outlet connections		1 ½", 2"			
Connections, sludge discharge	mm	38 / 50			
Sludge discharge connections		1 ½", 2"			
Max. flow rate	l/h	5000	9000	13000	17000
Max. operating pressure	bar	0.2			
Suitable for ponds up to max.	m <sup>3</sup>	5.0	13.0	19.0	31.0
Suitable for ponds with fish stock	m <sup>3</sup>	2.5	7.0	10.0	15.0
Suitable for ponds with koi <sup>1</sup>	m <sup>3</sup>	-			
Item no. (GB-Version)		77788	77789	77790	77791
<b>Item no.</b>		<b>77776</b>	<b>77777</b>	<b>77778</b>	<b>77779</b>

<sup>1</sup>Guarantee valid under the guarantee conditions from OASE. Can be viewed at [www.oase.com/guarantee](http://www.oase.com/guarantee)

<sup>1</sup> Note: When planning a new pond with koi stock, please ensure a minimum pond size of 5 m<sup>3</sup>!



# FiltoClear Sets

**+ CONVENIENT**

Easy to maintain and clean thanks to simple handle mechanism

**+ UNDER PRESSURE**

The metal clamping ring with simple lever function makes opening and closing a FiltoClear safer and easier than ever before

**+ EASY LAMP CHANGE**

The UV lamp can be changed while the unit is running—no need to switch off the filter, no need to dismantle the quartz glass

**+ PROTECTED**

The high-quality UVC housing protects the ballast unit from sunlight and moisture

**+ POND FILTER**

Patented cleaning mechanism with optimised filter sponges



**+ POWERFUL**

All latest generation FiltoClear models feature upgraded, highly effective UV lamps

**+ STABLE AND ROBUST**

The hard-wearing housing made of high-quality plastic can be easily buried in the ground and impresses with its long durability

**+ IMPROVED EFFICIENCY**

The built-in OASE bypass technology ensures optimum water flow and prevents the filter from clogging

**+ 2-WAY VALVE**

Choose whether the water flows into the pond or into the waste water after cleaning the filter





**TECHNICAL DATA**

		NEW	NEW	NEW	NEW
Product		FiltoClear Set 5000	FiltoClear Set 13000	FiltoClear Set 19000	FiltoClear Set 31000
Dimensions filter (L x W x H)	mm	380 x 380 x 370	380 x 380 x 488	380 x 380 x 608	380 x 380 x 728
Net weight	kg	13.70	14.50	15.40	16.00
Rated voltage filter		220 - 240 V / 50 - 60 Hz			
Power consumption UVC	W	18	24	42	60
UVC cleaning rotor		No			Yes
Guarantee (+ request guarantee) *	Years				2 + 1
Power cable length UVC	m				5.00
Number of blue filter foams	Units	-	1		
Number of red filter foams	Units	1			
Number of purple filter foams	Units				2
Inlet connections	mm				38 / 50
Inlet connections					1 ½", 2"
Connections, outlet	mm				38 / 50
Outlet connections					1 ½", 2"
Connections, sludge discharge	mm				38 / 50
Sludge discharge connections					1 ½", 2"
Max. operating pressure	bar				0.2
Dimensions pump (L x W x H) – mm	mm				340 x 280 x 165
Corresponding filter/watercourse pump		AquaMax Eco Premium 4000	AquaMax Eco Premium 8000	AquaMax Eco Premium 12000	AquaMax Eco Premium 16000
Rated voltage Pump		220 - 240 V / 50 - 60 Hz			
Power consumption pump	W	35	60	110	145
Max. flow rate	l/h	4000	8000	12000	16000
Guarantee (+ request guarantee) pump *	Years				3 + 2
Power cable length pump	m				10.00
Suitable for ponds up to max.	m <sup>3</sup>	5.0	13.0	19.0	31.0
Suitable for ponds with fish stock	m <sup>3</sup>	2.5	7.0	10.0	15.0
Suitable for ponds with koi <sup>1</sup>	m <sup>3</sup>	-	3.5	5.0	7.5
Item no. (GB-Version)		77792	77793	77794	77795
<b>Item no.</b>		<b>77780</b>	<b>77781</b>	<b>77782</b>	<b>77783</b>

\*Guarantee valid under the guarantee conditions from OASE. Can be viewed at [www.oase.com/guarantee](http://www.oase.com/guarantee)

<sup>1</sup> Note: When planning a new pond with koi stock, please ensure a minimum pond size of 5 m<sup>3</sup>!



# BioPress (exclusively available in GB)

## Compact pressure filter with UVC

### + GUARANTEED

Includes OASE clear water guarantee

### + CLEAN

Effective combination of mechanical/biological cleaning and effective UVC technology

### + FAST & EASY

With all the required hose connections – for quick and easy assembly



### + THE ONLY WAY IS UP!

Ideal for feeding elevated watercourses

### + HATS OFF!

Easier filter cleaning thanks to the patented cleaning function integrated in the lid



**1. Cleaning handle**

Easy cleaning via the cleaning function integrated in the cover.

**2. Quick release**

For easy opening and closing of the filter when performing maintenance tasks.

**3. Schematic diagram**

Pressure filter in combination with a filter and watercourse pump.

**4. Filter materials**

In addition to the filter sponges, bio-filter surfaces with the specially developed flow control offer supplementary settlement surface for micro-organisms. They are able to move freely in the water flow (only BioPress 6000/10000).

**TECHNICAL DATA**

Product		BioPress 4000	BioPress 6000	BioPress 10000
Dimensions (Ø x H)	mm	225 x 335	350 x 450	350 x 570
Rated voltage		230 V / 50 Hz		
Power consumption UVC	W	11	12	14
Power consumption pump	W		-	
Power cable length UVC	m		3.00	
Power cable length pump	m		-	
Net weight	kg	2.50	4.00	5.00
Guarantee <sup>*</sup>	Years		2	
UVC power	W	7	9	11
Number of blue filter foams	Units	1		2
Number of black filter foams	Units	2	1	2
Number of bio-surface elements	Units	0	20	30
Pollutant level indicator			Yes	
Temperature display			No	
Inlet connections	mm		19 / 25 / 32 / 38	
Inlet connections			¾", 1", 1 ¼", 1 ½"	
Connections, outlet	mm		19 / 25 / 32 / 38	
Outlet connections			¾", 1", 1 ¼", 1 ½"	
Max. operating pressure	bar		0.20	
Suitable for ponds up to max.	m <sup>3</sup>	4.0	6.0	10.0
Suitable for ponds with fish stock	m <sup>3</sup>	2.0	3.0	5.0
Suitable for ponds with koi <sup>†</sup>	m <sup>3</sup>	1.0	1.5	2.5
Item no. (GB-Version)		Exclusively available in GB!		Exclusively available in GB!
<b>Item no.</b>		<b>47601</b>	<b>47602</b>	<b>47603</b>

<sup>\*</sup>Guarantee valid under the guarantee conditions from OASE. Can be viewed at [www.oase.com/guarantee](http://www.oase.com/guarantee)

<sup>†</sup>Note: When planning a new pond with koi stock, please ensure a minimum pond size of 5 m<sup>3</sup>!



# BioPress Set

## Solid pressure filter set with UVC and filter pump

### + GUARANTEED

Includes OASE clear water guarantee

### + CLEAN

Effective combination of mechanical/biological cleaning and effective UVC technology

### + FAST & EASY

With all the required hose connections – for quick and easy assembly



### + THE ONLY WAY IS UP!

Ideal for feeding elevated watercourses

### + HATS OFF!

Easier filter cleaning thanks to the patented cleaning function integrated in the lid

## ACCESSORIES

Product		Item no.	Item no. (GB-Version)
Replacement bulb UVC 7 W	> Page 216	57111	-
Replacement bulb UVC 9 W	> Page 216	54984	-
Replacement bulb UVC 11 W	> Page 216	56112	-
Replacement foam set BioPress 4000	> Page 176	15558	-
Replacement foam set BioPress 6000/10000	> Page 176	15564	-
FiltoCap sand	> Page 320	50420	-
AquaActiv BioKick 200 ml	> Page 354	50295	75834



### 1. Schematic diagram

Pressure filter in combination with a filter and watercourse pump.

### TECHNICAL DATA

Product		BioPress Set 4000	BioPress Set 6000	BioPress Set 10000
Dimensions (Ø x H)	mm	225 x 335	350 x 450	350 x 570
Rated voltage		230 V / 50 Hz		
Power consumption UVC	W	11	12	14
Power consumption pump	W	25	40	70
Power cable length UVC	m		3.00	
Power cable length pump	m		10.00	
Net weight	kg	5.22	7.60	8.60
Guarantee *	Years		2	
UVC power	W	7	9	11
Number of blue filter foams	Units	1		2
Number of black filter foams	Units	2	1	2
Number of bio-surface elements	Units	-	20	30
Pollutant level indicator			Yes	
Temperature display			No	
Inlet connections	mm		19 / 25 / 32 / 38	
Inlet connections			¾", 1", 1 ¼", 1 ½"	
Connections, outlet	mm		19 / 25 / 32 / 38	
Outlet connections			¾", 1", 1 ¼", 1 ½"	
Max. operating pressure	bar		0.2	
Suitable for ponds up to max.	m <sup>3</sup>	4.0	6.0	10.0
Suitable for ponds with fish stock	m <sup>3</sup>	2.0	3.0	5.0
Suitable for ponds with koi <sup>1</sup>	m <sup>3</sup>	1.0	1.5	2.5
Item no. (GB-Version)		50504	50454	50457
<b>Item no.</b>		<b>50499</b>	<b>50453</b>	<b>50455</b>

\*Guarantee valid under the guarantee conditions from OASE. Can be viewed at [www.oase.com/guarantee](http://www.oase.com/guarantee)

<sup>1</sup> Note: When planning a new pond with koi stock, please ensure a minimum pond size of 5 m<sup>3</sup>!



# The compact solution

Our underwater filters are designed for ponds with a capacity of up to 9 m<sup>3</sup> or 4.5 m<sup>3</sup> with fish stock. In addition to the filter elements for the mechanical and biological cleaning of the water, the integrated UV lamp removes germs and floating algae. Bacteria, viruses and fungi are also eliminated. Removing the filters for maintenance is very easy. In addition, all models of Filtral UVC underwater filter have a built-in pump with height-adjustable fountain attachment for water features.

In summary: Compact and effective with the proven OASE clear water guarantee  
> page 451!

- > Multi-purpose compact solution for ready-to-use pools and smaller ponds
- > Guarantees clear water and beautiful fountains
- > Virtually invisible technology, as it can be installed under water



# OUR UNDERWATER FILTERS AT A GLANCE

Underwater filter with UVC and optional water feature



## PRODUCT

## Filtral UVC

	1500	3000	6000	9000
Dimensions (L x W x H)	207 x 228 x 130	269 x 245 x 140	347 x 276 x 157	
Max. flow rate in l/h	560	1200	2500	
Max. height water column in m	0.90	1.80	2.10	
Power consumption in W	18	36	52	
UVC power	5	9	11	13
Item no.*	70233	70234	70235	75952
Item no. (GB-Version)**	70236	70237	70238	70239
Page	> 202	> 202	> 202	> 202
Page (GB-Version)	> 202	> 200	> 200	> 200

\*Not available in UK

\*\*Exclusively available in GB!

# Filtral UVC (exclusively available in GB)

## Underwater filter with UVC for small ponds

### + MULTI-TALENTED

With filter function, water feature and aeration nozzle

### + GUARANTEED

Includes OASE clear water guarantee

### + OVERVIEW

Thanks to UVC clarifier with optical function check



### + ADJUSTABLE

Adjustable Y-distributor, for operating water spouts or small watercourses

### + CONCEALED

Installation completely underwater – ensuring that the overall appearance of the pond remains undisturbed

### + CONTROL SYSTEM

Individual adjustments of water flow and fountain height

## ACCESSORIES

Product		Item no.	Item no. (GB-Version)
Nozzle kit 1/2" + 1"	> Page 202	71785	only available in GB!
Filtral Aeration Set	> Page 202	70364	-





**1. Filter media and UVC**

Two different filter sponges, as well as bio-surface elements and ceramics, ensure mechanical and biological cleaning. UVC power for clear and healthy water.



**2. Easy cleaning**

Practical clips allow a quick opening of the housing, which allows the filter elements to be easily cleaned. It is not necessary to dismantle the nozzle fixture for cleaning.

**TECHNICAL DATA**

Product		Filtral UVC 1500	Filtral UVC 3000	Filtral UVC 6000	Filtral UVC 9000
Dimensions (L x W x H)	mm	207 x 228 x 130	269 x 245 x 140	347 x 276 x 157	
Rated voltage		230 V / 50 Hz			
Power consumption	W	18	36	52	58
Power cable length	m	10.00			
Net weight	kg	3.00	3.70	5.00	5.10
Guarantee <sup>*</sup>	Years	2			
UVC power	W	5	9	11	13
Pump capacity, max.	l/h	750	1500	2500	
Max. flow rate	l/h	560	1200	1700	
Max. head height, metres	m	0.90	1.80	2.10	
Filter intake surface	cm <sup>2</sup>	301	440	697	
Number of blue filter foams	Units				1
Number of red filter foams	Units				1
Number of bio-surface elements	Units	1	2	4	
Special filter granulate	kg	0.10	0.20	0.80	
Pressure-side connection		½"			½", ¾", 1"
Suitable for ponds up to max.	m <sup>3</sup>	1.5	3.0	6.0	9.0
Suitable for ponds with fish stock	m <sup>3</sup>	0.7	1.5	3.0	4.5
Aeration set included in the scope of delivery		No			
Item no. (GB-Version)		Exclusively available in GB!			
<b>Item no.</b>		<b>70236</b>	<b>70237</b>	<b>70238</b>	<b>70239</b>

<sup>\*</sup>Guarantee valid under the guarantee conditions from OASE. Can be viewed at [www.oase.com/guarantee](http://www.oase.com/guarantee)

<sup>†</sup>Note: When planning a new pond with koi stock, please ensure a minimum pond size of 5 m<sup>3</sup>!



# Filtral UVC

## Underwater filter with UVC and fountain

### + MULTI-TALENTED

With filter function, water feature and aeration nozzle (aeration nozzle included in delivery, from Filtral UVC 3000)

### + GUARANTEED

Includes OASE clear water guarantee

### OVERVIEW

Thanks to UVC clarifier with optical function check



### + ADJUSTABLE

Adjustable Y-distributor, for operating water spouts or small watercourses

### + CONCEALED


Installation completely underwater – ensuring that the overall appearance of the pond remains undisturbed

### + CONTROL SYSTEM

Individual adjustments of water flow and fountain height

## ACCESSORIES

Product		Item no.	Item no. (GB-Version)
Filtral Aeration Set	> Page 205	70364	-
Replacement bulb UVC 5 W	> Page 216	57110	-
Replacement bulb UVC 9 W	> Page 216	54984	-
Replacement bulb UVC 11 W	> Page 216	56112	-
Replacement bulb UVC 13 W	> Page 216	72771	-
Replacement foam set Filtral UVC 1500	> Page 176	70240	-
Replacement foam set Filtral UVC 3000	> Page 176	70241	-
Repl. foam set Filtral UVC 6000/9000	> Page 176	70242	-



**1. Joy and relaxation**

Whether a gentle trickle or invigorating splashing – with the height-adjustable fountain attachments MAGMA, LAVA or VOLCANO, you can bring variety to your water feature.

**2. Easy cleaning**

Practical clips allow a quick opening of the housing, which allows the filter elements to be easily cleaned. It is not necessary to dismantle the nozzle fixture for cleaning.

**3. Innovative aeration function**

The aeration nozzle ensures additional oxygen input. Likewise a light flow is generated in the pond that produces optimal filter results.

**4. Filter media and UVC**

Two different filter sponges, as well as bio-surface elements and ceramics, ensure mechanical and biological cleaning. UVC power for clear and healthy water.

**5. Clever underwater filter**

Multi-purpose compact solution for preformed ponds and small ponds

**TECHNICAL DATA**

Product		Filtral UVC 1500	Filtral UVC 3000	Filtral UVC 6000	Filtral UVC 9000
Dimensions (L x W x H)	mm	207 x 228 x 130	269 x 245 x 140	347 x 276 x 157	
Rated voltage		230 V / 50 Hz			
Power consumption	W	18	36	52	
Power cable length	m	10.00			
Net weight	kg	3.10	3.90	5.20	5.30
Guarantee *	Years	2			
UVC power	W	5	9	11	13
Pump capacity, max.	l/h	750	1500	2500	
Max. flow rate	l/h	560	1200	1700	
Max. head height, metres	m	0.90	1.80	2.10	
Filter intake surface	cm <sup>2</sup>	301	440	697	
Number of blue filter foams	Units	1			
Number of red filter foams	Units	1			
Number of bio-surface elements	Units	1	2	4	
Special filter granulate	kg	0.10	0.25	0.80	
Pressure-side connection		½"	½", ¾", 1"		
Suitable for ponds up to max.	m <sup>3</sup>	1.5	3.0	6.0	9.0
Suitable for ponds with fish stock	m <sup>3</sup>	0.7	1.5	3.0	4.5
Aeration set included in the scope of delivery		No	Yes		
Item no. (GB-Version)		not available in GB!			
<b>Item no.</b>		<b>70233</b>	<b>70234</b>	<b>70235</b>	<b>75952</b>

\*Guarantee valid under the guarantee conditions from OASE. Can be viewed at [www.oase.com/guarantee](http://www.oase.com/guarantee)



# Highly effective and powerful

We offer four different UVC clarifiers for modular and individually composed flow-through filters. Their UV light removes floating algae, bacteria and germs. The Bitron Eco switches on only when it is really needed. This can cut energy costs by up to 50%.

Clear pond water is achieved by UVC radiation, which is highly effective against floating algae, bacteria and pathogens. The OASE Vitronic is the ideal entry into the world of UVC clarifiers up to 55 W. It reliably combats the algae pumped through the housing. Through the optical function control, you can always see if the UVC lamp is working. It can also be combined with almost all commercially available filters.

Maximum effectiveness thanks to a perfect combination of flow rate and radiation intensity. This UVC clarifier saves illuminant costs due to a 50% longer service life (12,000 hours) and lowers energy costs by up to 50% for the same cleaning performance, because the radiation times are regulated fully automatically. Concentrated UVC power clarifies ponds up to 240 m<sup>3</sup>.



# OUR UVC CLARIFIERS COMPARED



## BITRON PREMIUM

Ideal for demanding gravity applications, it not only boasts an outstanding 180 W output, but also 100% VDE tested safety. The UVC device with its stainless steel housing is thus a reliable alternative to immersion emitters, with virtually no flow losses.

(> From page 208)



## BITRON ECO

A revolution in UVC clarifiers with maximum effectiveness thanks to even longer water retention time. The radiation times are regulated fully automatically, saving up to 50% in energy costs. The clever automatic cleaning system ensures permanent intensive UV radiation of 120–240 W.

(> From page 210)



## BITRON C

With this UVC clarifier, the integrated automatic cleaning rotor continuously cleans the quartz sleeves and thus ensures optimal UVC radiation. The bypass technology allows high flow rates with sufficient radiation time. The Bitron C is therefore the ideal supplement to the OASE flow-through filters at 24–110 W.

(> From page 212)



## VITRONIC

The OASE Vitronic is the ideal entry into the world of UVC clarifiers up to 55 W. It reliably combats the algae pumped through the housing. The visual function check means you can always see whether the UVC lamp is working. Perfect connection to the BioSmart and BioTec flow-through filters (18–36 W devices).

(> From page 214)

# Bitron Premium

Highly efficient — perfect for both pump-fed and gravity-fed filter installations

**+** WELL PROTECTED

100% protection against eye damage

**+** HIGHLY EFFECTIVE

Exceptionally effective sterilisation thanks to the extra-long retention time of the water in the Bitron

**+** CLEARS EVERYTHING UP

Extremely effective elimination of algae and pathogenic bacteria; works in the same way as an immersion UVC

**+** SIMPLE

Particularly straightforward installation using stainless steel fasteners

**+** CHECK

Visual function check



**+** PERFECTED

The flow-optimised reactor design ensures direct and almost loss-free UV radiation

**+** GUARANTEED

Clear water guarantee when used in conjunction with OASE ProfiClear filters

**+** YOU CHOOSE

Horizontal or vertical installation

**+** EXPANDABLE

In the event of pond enlargements or increase in fish stock, expansion with additional Bitron Premium UVC devices is no problem

**+** FLEXIBLE

Can be connected either upstream or downstream of the ProfiClear filter system – also applies to other gravity-fed applications

## ACCESSORIES

Product		Item no.	Item no. (GB-Version)
Replacement bulb UVC 55 W	> Page 216	56636	-
Adapter kit hose Bitron Gravity	> Page 208	18127	-
Discharge pipe black DN110/480 mm	> Page 50	50427	-
Connection elbow black DN110/45°	> Page 50	50430	-



**1. Highly efficient:**

Perfect for both pumped and gravity-fed filter systems.

**2. Flow module Gravity Fed XL**

Enlarged pump and UVC chamber for easy integration of AquaMax Eco Expert and AquaMax Eco Titanium filter pumps as well as the new Bitron Premium UVC clarifiers

**3. Pump chamber:**

Can be optimally integrated into the ProfiClear Premium System.

**TECHNICAL DATA**

Product		Bitron Premium 60 W	Bitron Premium 120 W	Bitron Premium 180 W
Dimensions (L x W x H)	mm	700 x 290 x 205	700 x 387 x 305	700 x 417 x 340
Rated voltage		220 - 240 V / 50/60 Hz		
Power consumption	W	60	120	180
Power cable length	m	5.00		7.00
Net weight	kg	7.80	13.10	17.40
Guarantee <sup>1</sup>	Years		2	
UVC power	W	60	120	180
UVC operating hours meter			No	
Function check			Visual	
Number of inlets	Units		1	
Inlet connections			DN 110	
Number of outlets	Units		1	
Outlet connections			DN 110	
Max. flow rate	l/h	40000	70000	100000
Max. operating pressure	bar		0.6	
Rec. flow rate (gravity-fed)	l/h	16500	33000	50000
Suitable for ponds up to max.	m <sup>3</sup>	90.0	185.0	280.0
Suitable for ponds with fish stock	m <sup>3</sup>	50.0	100.0	160.0
Suitable for ponds with koi <sup>1)</sup>	m <sup>3</sup>	33.0	66.0	100.0
Material		Plastic / stainless steel		
Connection to		AquaMax, ProfiClear		
Type of use		Gravity fed system, Pump fed system		
Item no. (GB-Version)		-		
<b>Item no.</b>		<b>73374</b>	<b>73375</b>	<b>73376</b>

<sup>1</sup>Guarantee valid under the guarantee conditions from OASE. Can be viewed at [www.oase.com/guarantee](http://www.oase.com/guarantee)

<sup>1)</sup> Note: When planning a new pond with koi stock, please ensure a minimum pond size of 5 m<sup>3</sup>!



# Bitron Eco

## High-efficiency UVC clarifiers

**+ FEASIBLE**

Easy connection to other 2" filter systems

**+ NEW**

Large-volume UVC housing with new design and organic shape, for a particularly long retention time and treatment of the water

**+ BYPASS**

The integrated bypass membrane regulates the water distribution fully automatically based on the water flow and adapts to changing conditions such as the Seasonal Flow Control System

**+ AUTOMATIC**

The control unit not only automatically shows you the current status of your lamps and the water temperature, it also allows you to adjust the output according to your needs

**+ WELL PROTECTED**

100% protection against eye damage

**+ EFFECTIVE**

Highly intensive treatment of suspended algae, turbidity and harmful bacteria in pond water

**+ ANY TIME**

Fully effective UVC radiation thanks to patented automatic cleaning of the UV lamp

**+ UP TO 50 PERCENT LESS**

The eco control system enables maximum energy efficiency with such a high savings potential

**+ CLIMATE PROTECTION**

Eco mode saves up to 525 kg CO<sub>2</sub>/year\*<sup>2</sup>

**+ GUARANTEED**

Includes OASE clear water guarantee (in conjunction with the OASE flow-through filters BioSmart, BioTec and ProfiClear)



### ACCESSORIES

Product		Item no.	Item no. (GB-Version)
Replacement bulb UVC Eco 60 W	> Page 217	57077	-
Connection elbow 2"/90° Bitron	> Page 50	50540	-





**1. Automatic control unit**

It not only shows the actual status of your bulb and the water temperature, it also allows you to adapt the capacity depending on your requirements.

**2. Automatic bypass regulation**

The integrated bypass membrane regulates water distribution automatically based on the water flow and adapts itself to changing conditions, such as the Seasonal Flow Control system, for example.

**TECHNICAL DATA**

Product		Bitron Eco 120 W	Bitron Eco 180 W	Bitron Eco 240 W
Dimensions (L x W x H)	mm	725 x 227 x 248		
Rated voltage		220—240 V / 50/60 Hz		
Power consumption	W	120	180	240
Power cable length	m	5.00		
Net weight	kg	7.75	8.25	8.45
Guarantee <sup>1</sup>	Years	2		
UVC power	W	120	180	240
Temperature display		Digital		
UVC operating hours meter		12000 h		
Function check		LED		
Number of inlets	Units	1		
Inlet connections	mm	38 / 50		
Inlet connections		1 ½", 2"		
Number of outlets	Units	1		
Connections, outlet	mm	38 / 50		
Outlet connections		1 ½", 2"		
Max. flow rate	l/h	50000		
Max. operating pressure	bar	1		
Suitable for ponds up to max.	m <sup>3</sup>	120.0	180.0	240.0
Suitable for ponds with fish stock	m <sup>3</sup>	60.0	90.0	120.0
Suitable for ponds with koi <sup>1</sup>	m <sup>3</sup>	30.0	45.0	60.0
Connection to		BioTec 30, BioTec Screen-Matic <sup>2</sup> 90—140000, ProfiClear	BioTec 30, BioTec ScreenMatic <sup>2</sup> 140000, ProfiClear	
Item no. (GB-Version)		-	-	-
<b>Item no.</b>		<b>56769</b>	<b>56405</b>	<b>56410</b>

<sup>1</sup> Guarantee valid under the guarantee conditions from OASE. Can be viewed at [www.oase.com/guarantee](http://www.oase.com/guarantee)

<sup>2</sup> Note: When planning a new pond with koi stock, please ensure a minimum pond size of 5 m<sup>3</sup>!

<sup>3</sup> As compared with devices without an energy saving function in continuous operation. Bitron Eco 240 at 305 days of operation in EcoMode 50% and Central European temperature profile. With a different combination the savings may be less. CO2 calculation: [www.iwr.de](http://www.iwr.de)



# Bitron C

## UVC clarifiers with patented self-cleaning and bypass technology



### QUICK-RELEASE CLOSURE

For easy opening of the lamp housing. To protect against eye damage, a safety switch automatically deactivates the UVC lamp




### WELL PROTECTED

100% protection against eye damage



### SELF-CLEANING

Highly effective UV radiation at all times thanks to patented, independent lamp cleaning




### AUTOMATIC

Due to the water flow, the cleaning rotor is continuously and automatically guided around the quartz glass tube and thus prevents dirt deposits



### SYNCHRONOUS

Individual regulation of the water flow rate allows you to optimally tune the Bitron C to the connected filter pump




### INCLUDED

High-quality UVC lights



### INTEGRATED

Magnets for protecting the filter equipment from lime deposits



### QUALITY

High-quality design with impact-resistant plastic



### GUARANTEED

Includes OASE clear water guarantee (in conjunction with the OASE flow-through filters BioSmart, BioTec and ProfiClear)





### EYE-CATCHING

Visual function check of the UVC light

## ACCESSORIES

Product		Item no.	Item no. (GB-Version)
Replacement bulb UVC 24 W	> Page 216	56237	-
Replacement bulb UVC 36 W	> Page 217	55432	-
Replacement bulb UVC 55 W	> Page 217	56636	-
Connection elbow 2"/90° Bitron	> Page 50	50540	-



**1. Automatic cleaning rotor**

The automatic cleaning rotor is continuously guided around the quartz glass tube by the water flow and prevents debris from settling.

**2. Closure technology**

Quick release closure for easy opening of the bulb housing. A safety switch deactivates the UVC bulb automatically for protection against eye injury.

**3. Throttle handle**

Easy adjustment of the water flow rate.

**4. Inspection window**

The function of the UVC bulb can be checked at any time through the inspection window.

**TECHNICAL DATA**

Product		Bitron C 24 W	Bitron C 36 W	Bitron C 55 W	Bitron C 72 W	Bitron C 110 W
Dimensions (L x W x H)	mm	440 x 180 x 198	600 x 180 x 198		730 x 215 x 200	
Rated voltage		220 - 240 V / 50/60 Hz				
Power consumption	W	24	36	55	72	110
Power cable length	m	5.00				
Net weight	kg	3.50	3.97	4.03	6.40	6.70
Guarantee <sup>*</sup>	Years	2				
UVC power	W	24	36	55	72	110
Temperature display		No				
Bypass control		manually				
UVC operating hours meter		No				
Function check		Visual				
Number of inlets	Units	1				
Inlet connections	mm	25 / 32 / 38	19 / 25 / 32 / 38 / 50			
Inlet connections		1", 1 1/4", 1 1/2"	3/4", 1", 1 1/4", 1 1/2", 2"			
Number of outlets	Units	2				
Connections, outlet	mm	25 / 32 / 38				
Outlet connections		1", 1 1/4", 1 1/2"				
Min. flow rate	l/h	4000	8000		12000	
Max. flow rate	l/h	15000	30000		40000	
Max. operating pressure	bar	0.5				
Suitable for ponds up to max.	m <sup>3</sup>	25.0	40.0	60.0	75.0	110.0
Suitable for ponds with fish stock	m <sup>3</sup>	12.5	20.0	30.0	37.5	55.0
Suitable for ponds with koi <sup>†</sup>	m <sup>3</sup>	6.5	10.0	15.0	19.0	27.5
Connection to		BioSmart 18000/36000	BioSmart 18000/36000, BioTec ScreenMatic <sup>2</sup> 40 - 60000		BioTec 30, BioTec ScreenMatic <sup>2</sup> 90 - 140000, ProfiClear	
Item no. (GB-Version)		-				
<b>Item no.</b>		<b>56804</b>	<b>56799</b>	<b>56823</b>	<b>56901</b>	<b>56902</b>

<sup>\*</sup>Guarantee valid under the guarantee conditions from OASE. Can be viewed at [www.oase.com/guarantee](http://www.oase.com/guarantee)

<sup>†</sup>Note: When planning a new pond with koi stock, please ensure a minimum pond size of 5 m<sup>3</sup>!



# Vitronic

## Universal UVC clarifier for the effective control of floating algae in pond water

### + THREE INPUTS

Individual options for attaching to a variety of OASE filter models (e.g. BioSmart), but also to filters from other manufacturers

### + GREATER CLARITY

UVC radiation destroys the cell structure of floating algae and thus effectively prevents growth



### + EASY INSTALLATION

Simply attach the clarifier to the connecting hose between the pond pump and the filter

## ACCESSORIES

Product		Item no.	Item no. (GB-Version)
Replacement bulb UVC 18 W	> Page 216	56236	-
Replacement bulb UVC 24 W	> Page 216	56237	-
Replacement bulb UVC 36 W	> Page 216	55432	-
Replacement bulb UVC 55 W	> Page 216	56636	-



**1. Direct installation on the BioSmart**

The Vitronic devices 18—36 W can now be directly mounted on the filter housing of the BioSmart and BioTec models.

**2. High quality UVC**

The use of high quality UVC bulbs guarantees a long service life, and a constant effective irradiation capacity

**3. Inspection window**

For checking the bulb function (not for Vitronic 11 W).

**4. Closure technology**

Quick release for easy bulb change and cleaning of the quartz glass.

**TECHNICAL DATA**



Product		Vitronic 11 W	Vitronic 18 W	Vitronic 24 W	Vitronic 36 W	Vitronic 55 W
Dimensions (L x W x H)	mm	330 x 120 x 100		529 x 186 x 130		660 x 155 x 130
Rated voltage		230 V / 50 Hz		220—240 V / 50/60 Hz		
Power consumption	W	14	18	24	36	55
Power cable length	m	3.00			5.00	
Net weight	kg	1.30	2.12	2.25	2.28	2.30
Guarantee	Years			2		
UVC power	W	11	18	24	36	55
Temperature display				No		
UVC operating hours meter				No		
Function check				Visual		
Number of inlets	Units		1			2
Inlet connections	mm	19 / 25 / 32 / 38		25 / 32 / 38		
Inlet connections		¾", 1", 1 ¼", 1 ½"		1", 1 ¼", 1 ½"		
Number of outlets	Units		2			1
Connections, outlet	mm	19 / 25 / 32 / 38		25 / 32 / 38		
Outlet connections		¾", 1", 1 ¼", 1 ½"		1", 1 ¼", 1 ½"		
Max. flow rate	l/h	1700	3500	4500	6000	8500
Max. operating pressure	bar	0.5			0.6	
Suitable for ponds up to max.	m³	10.0	20.0	25.0	40.0	60.0
Suitable for ponds with fish stock	m³	5.0	10.0	12.5	20.0	30.0
Suitable for ponds with koi <sup>1</sup>	m³	2.5	5.0	6.5	10.0	15.0
Connection to		-	BioSmart 18000/36000, BioTec ScreenMatic <sup>2</sup> 40—60000			-
Item no. (GB-Version)						
<b>Item no.</b>		<b>88108</b>	<b>56837</b>	<b>56869</b>	<b>56885</b>	<b>57373</b>


<sup>1</sup>Guarantee valid under the guarantee conditions from OASE. Can be viewed at [www.oase.com/guarantee](http://www.oase.com/guarantee)

<sup>2</sup>Note: When planning a new pond with koi stock, please ensure a minimum pond size of 5 m<sup>3</sup>








# UVC replacement lamps


Here you will find the right spare part for your UVC device



UVC REPLACEMENT LAMPS Suitable for:	UVC 5 W	UVC 7 W	UVC 9 W	UVC 11 W	UVC 13 W	UVC 15 W	UVC 18 W	UVC 24 W
<b>UVC clarifiers</b>								
Vitronic 11 W				•				
Vitronic 18 W							•	
Vitronic 24 W								•
Vitronic 36 W								
Vitronic 55 W								
Bitron C 18 W							•	
Bitron C 24 W								•
Bitron C 36 W								
Bitron C 55 W								
Bitron C 72 W								
Bitron C 110 W								
Bitron Eco 180 W								
Bitron Eco 240 W								
Bitron Gravity 55 W								
Bitron Premium 60 W								
Bitron Premium 120 W								
Bitron Premium 180 W								
<b>Underwater filters</b>								
Filtral UVC 1500	•							
Filtral UVC 3000			•					
Filtral UVC 6000				•				
Filtral UVC 9000					•			
<b>Pressure filters</b>								
BioPress 4000		•						
BioPress 6000			•					
BioPress 10000				•				
FiltoClear 3000			•					
FiltoClear 6000 / 11000 / 15000				•				
FiltoClear 12000							•	
FiltoClear 16000								•
FiltoClear 20000								
FiltoClear 30000								
FiltoClear 5000							•	
FiltoClear 13000								•
FiltoClear 19000								
FiltoClear 31000								
<b>Flow-through filters</b>								
FiltoMatic CWS 3000 / 7000				•				
FiltoMatic CWS 6000							•	
FiltoMatic CWS 12000 / 14000 / 25000								•
BioSmart UVC 5000		•						
BioSmart UVC 7000			•					
BioSmart UVC 16000				•				
<b>Item no.</b>	<b>57110</b>	<b>57111</b>	<b>54984</b>	<b>56112</b>	<b>72771</b>	<b>53770</b>	<b>56236</b>	<b>56237</b>

NEW  
NEW  
NEW  
NEW

					
	UVC 25 W	UVC 36 W	UVC Eco 42 W	UVC 55 W	UVC Eco 60 W
	.	.		.	
	.	.		.	
	..	..		..	
				..	...
				.	....
					.
					..
					...
		.		.	
			.		
					.
<b>53969</b>	<b>55432</b>	<b>77871</b>	<b>56636</b>	<b>57077</b>	



UVC clarifiers, filters & aerators

You can rely on your OASE UVC device. All models are thoroughly tested and in most cases have proven themselves over many years. We are so convinced of their function that with our OASE clear water guarantee\*<sup>P474</sup> we give you an additional guarantee promise. However, UVC bulbs are subject to natural wear. After approx. 8000 operating hours (12000 hours for Bitron Eco lamps), they no longer produce sufficient UVC output. That's when it's time to replace the bulbs.

**OASE QUALITY**

Only with original OASE UVC replacement lamps can you be 100% sure that your UVC device will continue to develop full performance.

- > Guaranteed service life of 8000 operating hours (Bitron Eco: 12000 hours)
- > Best-possible UVC output in combination with ballast and quartz glass
- > Quality-tested safety for long device life
- > The perfect fit for your OASE device
- > Warranty claims taken

**TIP**

You dispose of your old UVC replacement lamps like regular fluorescent tubes via the appropriate return system. For the sake of the environment, disposal via the household waste is not permitted.

## OUR AERATORS COMPARED



### AQUAAIR

The AquaAir is suitable for pond surfaces of up to 250 m<sup>2</sup> and has an adjustable injector nozzle for targeted oxygen input for up to 4 m depth penetration. The high flow rates cause stagnant waters to move. The AquaAir has an extraordinary service life thanks to high-quality workmanship and stainless-steel elements. It also ensures optimum oxygen supply through small bubbles.

(-> From page 220)



### AIRFLOW

Powerful combination of oxygen supply and water fountains for ponds and large bodies of water up to 15000 m<sup>3</sup>. The axial propeller technology enables water flow rates of up to 295.000 l/h. Easy installation and maintenance thanks to bayonet technology.

(-> From page 221)



### AQUAOXY

The classic aerator for ponds up to 50 m<sup>3</sup> or with high fish stocks. In the summer months, it can be installed regardless of the weather.

(-> From page 222)





# Always well aerated

In warm summer months, aquatic animals and plants consume more oxygen than usual. As such, we offer a variety of aerators for your pond. The different models are designed for different pond sizes.

AquaOxy and OxyTex can also be combined. The AquaAir 250 model is particularly suitable for aerating targeted regions up to 4 metres in depth. With the floating AirFlo aerator for larger bodies of water, you connect the oxygen supply to water fountains.

UVC clarifiers, filters  
& aerators



## OXYTEX

With its plant-like appearance, this pond aerator blends seamlessly into the water landscape. OxyTex boosts filter performance by up to 25% due to the large surface and extra oxygen. It is also available in a set with an air pump.

(-> From page 225)



# AquaAir



## Focused oxygen enrichment - easy installation

**+ FLEXIBLE**

Adjustable injector nozzle for targeted oxygen injection into shallow and deep water zones

**+ SMART**

Individual control options to conveniently adjust the flow rates to the ambient conditions

**+ DURABLE**

Extremely long service life due to the high-quality use of stainless steel elements

**+ APP-ENABLE**

Simply download the OASE Control App (from the App Store or via GooglePlay) and off you go (OASE Controller required, not included in the scope of delivery)

**+ SFC FUNCTION**

Temperature-dependent water circulation to support pond life

**+ EFFECTIVE**

The high flow rate at low power consumption puts standing water in motion and enriches it with vital oxygen

**+ ENVIRONMENTAL FUNCTION CONTROL**

Pump blockage and dry run protection thanks to EFC by OASE



**+ QUIET**

Quietly operates underwater



### ACCESSORIES

Product		Item no.	Item no. (GB-Version)
InScenio FM-Master Home	> Page 288	70785	70786
InScenio FM-Master Cloud	> Page 288	70788	70789
Garden Controller Home	> Page 286	55316	-
Garden Controller Cloud	> Page 286	55317	-
<b>NEW</b> OASE Control connection cable 30.0 m	> Page 313	72713	-

### TECHNICAL DATA



Product	AquaAir Eco 250	
Dimensions (L x W x H)	mm	725 x 555 x 310
Rated voltage		230 V / 50 Hz
Power consumption	W	60 - 440
Power cable length	m	30.00
Net weight	kg	23.50
Guarantee	Years	3
Max. flow rate	l/h	26000
Water depth, min.	m	0.50
Filter intake surface	cm <sup>2</sup>	3000
Suitable for ponds up to max.	m <sup>3</sup>	250.0
Item no. (GB-Version)		-
<b>Item no.</b>		<b>87157</b>

\*Guarantee valid under the guarantee conditions from OASE. Can be viewed at [www.oase.com/guarantee](http://www.oase.com/guarantee)



# AirFlo

## Strong combination of oxygen supply and fountain for ponds and large bodies of water

**+ QUIET & STABLE**

The foamed float reduces the sounds of the splashing water and stabilises the fountain

**+ NIGHT-TIME SPECTACLE**

Optionally available lighting sets in white or colour let the fountain come to life in the dark

**+ BAYONET FASTENER**

For easy installation and maintenance

**+ ROBUST**

Pump basket made of corrosion-resistant stainless steel



**+ AIR SUPPLY**

Maximum oxygen supply for the water

**+ OXYGEN PLUS**

Floating aerator for more oxygen supply via powerful water flow patterns for water surfaces of up to 15,000 m<sup>2</sup>

UVC clarifiers, filters & aerators

### ACCESSORIES

Product		Item no.	Item no. (GB-Version)
LED-Floating Fountain Illumination white	> Page 298	42637	-
Floating fountain illumination set RGB	> Page 296	42641	-

### TECHNICAL DATA

Product		AirFlo 1.5 kW / 230 V	AirFlo 4.0 kW / 400 V
Dimensions (Ø x H)	mm	1090 x 700	1090 x 980
Rated voltage		230 V / 50 Hz	400 V / 50 Hz
Power	kW	1.5	4
Rated current	A	10.2	9.6
Power cable length	m		50.00
Net weight	kg	35.50	49.50
Guarantee	Years		2
Max. flow rate	l/h	165000	295000
Water depth, min.	m	0.90	1.15
Recommended lake size min.	m <sup>2</sup>	100	500
Opt. effect for lakes up to	m <sup>2</sup>	5000	15000
Suction depth max.	m	4.00	5.00
Winterproof			No
Max. coarse debris displacement	mm		12
Item no. (GB-Version)			-
<b>Item no.</b>		<b>50183</b>	<b>50185</b>

\*Guarantee valid under the guarantee conditions from OASE. Can be viewed at [www.oase.com/guarantee](http://www.oase.com/guarantee)

# AquaOxy

## Powerful airflow for your pond

### + EXTREMELY QUIET

The precise airflow (2500 to 7500 l/h depending on the model) guarantees the extremely quiet operation of the device

### + SUITABLE ADAPTER

The standardised air outlet allows easy connection to any individual area on-site



### + TOP-QUALITY MOTOR

Reliability: that is what this powerful, durable, quiet, economical, energy-efficient premium-class unit promises

### + NEW METAL HOUSING

The robust and high-quality housing is splash-proof of all around (IP44 degree of protection)




### + UV-STABLE

The plastic housing protects the air pumps from splash water and enables outdoor installation

### + INCLUDING ACCESSORIES

The scope of delivery of the AquaOxy models 250-1000 includes aeration stones



**1. Compact design, powerful result:**

Despite high performance, the models are handy and can be stored in the filter chamber or outdoors next to the pond in a space-saving way.

**2. Optimal accessories:**

For an even more optimal supply, the ventilation rod and the ventilation ring convert the generated fresh air volume flow in the water into thousands of the finest air bubbles. More on page 226.

**TECHNICAL DATA**

Product	AquaOxy 250		AquaOxy 500		AquaOxy 1000		AquaOxy 2500		AquaOxy 5000		AquaOxy 7500	
	NEW	NEW	NEW	NEW	NEW	NEW	NEW	NEW	NEW	NEW	NEW	NEW
Dimensions (L x W x H)	mm	167 x 106 x 75	185 x 140 x 110	220 x 225 x 135	245 x 185 x 200	255 x 190 x 210	260 x 195 x 220					
Rated voltage (primary, secondary)				230 V / 50 Hz, 12 V / AC								
Rated voltage		230 V / 50 Hz				220 - 240 V / 50 Hz			220 - 240 V / 50/60 Hz			
Power consumption	W	4	8	15	40	75	125					
Cable length 12 V device (with power unit)	m			2.00 (Power unit) + 3.00								
Power cable length	m		3.00			5.00						
Net weight	kg	1.10	1.60	3.78	8.10	8.50	9.10					
Guarantee *	Years				2							
Max. flow rate	l/h	250	500	1000	2500	5000	7500					
Max. pressure capacity	bar											
Pressure		0.15 / 1.50		0.2 / 2.00								
Pressure output, max.	bar											
Flow rate - Q max.	l/h				3180	5940	8640					
Flow rate at 0.5 m water depth	l/min				46	90	130					
Flow rate at 1.0 m water depth	l/min				40	80	118					
Flow rate at 1.5 m water depth	l/min				32	70	105					
Mechanical adjustment		No				Yes						
Hose (quantity / length / diameter)		1 pc / 10 m / 4.5 mm		2 pc / 5 m / 4.5 mm								
Number of outlets	Units		1	2		1						
Suitable for ponds up to max.	m <sup>3</sup>	3.0	5.0	10.0	25.0	50.0	75.0					
Outdoor suitability		Unlimited										
Number of air stones	Units	1		2		0						
Item no. (GB-Version)		73377	57567	-	87103	87104	87105					
<b>Item no.</b>		<b>34064</b>	<b>57063</b>	<b>37125</b>	<b>87100</b>	<b>87101</b>	<b>87102</b>					

\*Guarantee valid under the guarantee conditions from OASE. Can be viewed at [www.oase.com/guarantee](http://www.oase.com/guarantee)

# OxyTex Sets

## Proven aeration system for the pond

### + FILTER PLUS

As an ideal supplement to FiltoMatic CWS and FiltoClear, the overall filter performance can be increased by up to 25%

### + MIRACULOUSLY SPACIOUS

Lots of space for microorganisms thanks to the area-optimised fibre structure

### + STANDARD FOR OASE

Unique combination of oxygen supply, water circulation and nutrient breakdown

### + READY TO GO

Ready-to-connect complete sets with AquaOxy and OxyTex air pump

### + SINGLE

The OxyTex – as a single product for already installed air pumps (including adapter for 9 mm hoses)

### + OASE EXPERTISE

Patented technology

### + ATTRACTIVE

Pretty design in a plant-like look

## TECHNICAL DATA

Product		OxyTex Set 500	OxyTex Set 1000
Dimensions (Ø x H)	mm	144 x 290	220 x 300
Rated voltage (primary, secondary)		-	230 V / 50 Hz, 12 V / AC
Rated voltage		230 V / 50 Hz	-
Power consumption	W	8	15
Cable length 12 V device (with power unit)	m	-	2.00 (Power unit) + 3.00
Power cable length	m		3.00
Net weight	kg	2.50	5.58
Guarantee	Years		2
Biological filter surface	m <sup>2</sup>	1.5	3.5
Max. operating pressure	bar		0.4
Pump capacity, max.	l/h	500	1000
Hose (quantity / length / diameter)			2 pc / 5 m / 4.5 mm
Increase in filter capacity		Up to 10 %	Up to 25 %
Other			1 OxyTex
Item no. (GB-Version)		not available in GB!	-
<b>Item no.</b>		<b>57071</b>	<b>50249</b>

\*Guarantee valid under the guarantee conditions from OASE. Can be viewed at [www.oase.com/guarantee](http://www.oase.com/guarantee)

# OxyTex


## Pond aerator and filter medium in one

### + STANDARD FOR OASE

Unique combination of oxygen supply, water circulation and nutrient breakdown

### + FILTER PLUS

As an ideal supplement to FiltoMatic CWS and FiltoClear, the overall filter performance can be increased by up to 25%



### + MIRACULOUSLY SPACIOUS

Lots of space for microorganisms thanks to the area-optimised fibre structure

### TECHNICAL DATA

Product		OxyTex 400	OxyTex 1000
Dimensions (Ø x H)	mm	144 x 290	220 x 300
Net weight	kg	0.42	1.90
Guarantee *	Years		2
Biological filter surface	m <sup>2</sup>	1.5	3.5
Max. operating pressure	bar		0.4
Pump capacity, max.	l/h	500	1000
Hose (quantity / length / diameter)			1 pc / 5 m / 4.5 mm
Increase in filter capacity		Up to 10 %	Up to 25 %
Other			1 OxyTex Incl. 9 mm adapter
Item no. (GB-Version)			-
<b>Item no.</b>		<b>50443</b>	<b>50290</b>

\*Guarantee valid under the guarantee conditions from OASE. Can be viewed at [www.oase.com/guarantee](http://www.oase.com/guarantee)



## Pond aerator accessories

### TECHNICAL DATA

NEW



NEW



<b>Product</b>	AquaOxy Aerator Bar S	AquaOxy Aerator Bar L
Suitable for	AquaOxy 1000, AquaOxy 2500	AquaOxy 5000, AquaOxy 7500
Product details	Produces an effective, subtle string of fine air bubbles in swimming ponds or fish ponds.	
Item no. (GB-Version)	-	
<b>Item no.</b>	<b>88668</b>	<b>88669</b>

\*Guarantee valid under the guarantee conditions from OASE. Can be viewed at [www.oase.com/guarantee](http://www.oase.com/guarantee)

### TECHNICAL DATA

NEW



<b>Product</b>	AquaOxy aeration ring D 60 cm	
Suitable for	AquaOxy 5000, AquaOxy 7500	
Product details	For fine-flowing air bubbles in swimming ponds, fish ponds and especially koi ponds.	
Item no. (GB-Version)	-	
<b>Item no.</b>	<b>88667</b>	

\*Guarantee valid under the guarantee conditions from OASE. Can be viewed at [www.oase.com/guarantee](http://www.oase.com/guarantee)



# IceFree Thermo

Ensure your pond is safe this winter

UVC clarifiers, filters  
& aerators



**+** COSY

Maintains the warm temperature zones at the bottom

**+** SMALL POND

Due to an active heating element it is also suitable for shallow ponds and permanently cold frost periods

**+** FISH-FRIENDLY

An ice-free area is created around the floating body down to -20°C

**+** EFFECTIVE AIRFLOW

Brings oxygen into the water and releases harmful digester gases

**+** FROST MONITOR

IceFree Thermo 330 has a frost-monitoring function. Because it only starts when there is a risk of frost, you do not pay for energy consumption on warmer days

**+** PERFORMANCE PLUS

Clever resistance heating technology, for higher performance in the freezing range and protection against temperature damage in the air

## TECHNICAL DATA

Product		IceFree Thermo 200	IceFree Thermo 330
Dimensions (L x W x H)	mm	300 x 135 x 270	300 x 135 x 334
Rated voltage		220—240 V / 50 Hz	
Power consumption	W	200	330
Power cable length	m		10.00
Net weight	kg		1.10
Guarantee *	Years		2
Frost control function		No	Yes
Item no. (GB-Version)			-
<b>Item no.</b>		<b>51230</b>	<b>51231</b>

\*Guarantee valid under the guarantee conditions from OASE. Can be viewed at [www.oase.com/guarantee](http://www.oase.com/guarantee)

# IceFree 4 Seasons

Ice preventer and water feature in one device



## SUMMER OPERATION

In summer, it is ideal for use as a water feature



## COSY

Maintains the warm temperature zones at the bottom



## EFFECTIVE AIRFLOW

Brings oxygen into the water and releases harmful digester gases



## SUBMERGED

Extremely energy-efficient pump technology without additional heating element (requires depth of at least 80 cm).



## TECHNICAL DATA

<b>Product</b>		IceFree 4 Seasons
Dimensions (L x W x H)	mm	200 x 160 x 840
Rated voltage		230 V / 50 Hz
Power consumption	W	5
Power cable length	m	10.00
Net weight	kg	1.20
Guarantee *	Years	2
Max. flow rate	l/min	7
Max. head height, metres	m	0.75
Frost control function		No
Item no. (GB-Version)		-
<b>Item no.</b>		<b>49992</b>

\*Guarantee valid under the guarantee conditions from OASE. Can be viewed at [www.oase.com/guarantee](http://www.oase.com/guarantee)



# WATER FEATURE PUMPS





## WATER FEATURE PUMPS

AQUARIUS FOUNTAIN SET ECO

> [From page 234](#)

AQUARIUS FOUNTAIN SET CLASSIC

> [From page 236](#)

AQUARIUS SOLAR

> [From page 238](#)

---

**i** WATER FEATURE PUMPS COMPARED

> [From page 228](#)

Further information is  
available at:  
[www.oase.com/en/  
watercourse-pumps](http://www.oase.com/en/watercourse-pumps)



# Water feature pumps with fountains – also for decorative features

Find out more about our water feature pumps in a set with fountain attachments. As well as ponds, they are also suitable for decorative features, small statues and spring stones. Telescopic nozzle extensions allow adjustments to different water depths.

Some have a second outlet, for example, to connect a small additional water spout. The Aquarius Solar pump runs exclusively on solar power. In combination with additional LED lighting, the water fountains are an effective way to create a beautiful setting.



# WATER FEATURE PUMPS COMPARED



PRODUCT	Aquarius Fountain Set Eco			Aquarius Fountain Set Classic					Aquarius Solar	
	5500	7500	9500	750	1000	2000E	3000E	4000E	700	1500
Name	5500	7500	9500	750	1000	2000E	3000E	4000E	700	1500
Max. flow rate in l/h	5500	7500	9500	720	1000	2100	3000	4000	700	1500
Max. height water column in m	3.8	4	5.2	1.1	1.3	2.10	2.50	2.90	2	3
Power consumption in W	70	85	125	9	11	18	26	42	8	17
Rated voltage	220–240 / 50 Hz			220–240 / 50 Hz					12 V / DC	
Dry installation?	For submerged use only			For submerged use only					For submerged use only	
Frost-proof down to -20°C	No			No					No	
Electronic adjustment	No			No					No	
<b>Item no.</b>	<b>41923</b>	<b>41925</b>	<b>41927</b>	<b>43041</b>	<b>57399</b>	<b>77371</b>	<b>77372</b>	<b>77374</b>	<b>56888</b>	<b>56889</b>
<b>Item no. (GB-Version)</b>	<b>41924</b>	<b>41926</b>	<b>41928</b>	<b>43042</b>	<b>57438</b>	<b>77375</b>	<b>77376</b>	<b>77377</b>	-	
Page	> 234			> 236					> 238	



# Aquarius Fountain Set Eco



Powerful fountain pumps with energy-saving drive



**HEIGHT-ADJUSTABLE**

Position the water fountain as desired using the telescopic tube extension (including integrated swivel joint)

**ALL-IN-ONE**

Fountain pump sets, powerful yet energy-efficient

**SUPER CLEAN**

The adapter with a stainless steel fine filter sieve ensures that water patterns remain consistent – even as dirt sets in

**ENVIRONMENTAL FUNCTION CONTROL**

This is EFC, by OASE: no problems caused by the pump being blocked or running dry

**SAFE AND SOUND!**

The wide base ensures high stability

**MORE WATER FUN**

Connect additional features to the second, adjustable outlet – from filters to water spouts



**INCLUDED IN THE PACKAGE**

Lava and volcano nozzles are included in the scope of delivery

## ACCESSORIES

Description	Product details	Item no.	Item no. (GB-Version)
Schaumsprudler 35 - 10 E > Page 263	Attractive fountain attachment Schaumsprudler 35-10 E made of stainless steel.	50984	-
Pumpshield > Page 147	50 x 50 cm, made from strong, durable fabric. Prevents early clogging of motors or nozzles in certain seasons.	34876	-
AquaActiv PumpClean 500 ml > Page 370		40242	75806
InScenio 230 > Page 290	Spray water resistant garden power outlet for year round use offers connection for up to 4 devices.	55433	not available in GB!





1. Vulcan nozzle  
2. Lava nozzle

3. Telescopic extension

### TECHNICAL DATA

Product		Aquarius Fountain Set Eco 5500	Aquarius Fountain Set Eco 7500	Aquarius Fountain Set Eco 9500
Dimensions (L x W x H)	mm		290 x 230 x 180	
Rated voltage			220 - 240 V / 50 Hz	
Power consumption	W	70	85	125
Power cable length	m		10.00	
Net weight	kg		5.00	5.90
Guarantee (+ request guarantee)	Years		3 + 2	
Max. flow rate	l/min	91	125	158
Max. flow rate	l/h	5500	7500	9500
Max. head height, metres	m	3.80	4.00	5.20
Pressure-side connection			G 1 ½	
Suction-side connection			G 1 ½	
Hose connection	mm		19 / 25 / 32 / 38	
Hose connection			¾", 1", 1 ¼", 1 ½"	
Filter intake surface	cm <sup>2</sup>		400	
Electronic adjustment			No	
Number of nozzles	Units		2	
Telescopic nozzle extension	cm		30 - 52	
Setup type			Suitable for submersible use only	
Item no. (GB-Version)		41924	41926	41928
<b>Item no.</b>		<b>41923</b>	<b>41925</b>	<b>41927</b>

\*Guarantee valid under the guarantee conditions from OASE. Can be viewed at [www.oase.com/guarantee](http://www.oase.com/guarantee)  
Pump performance curve overview of water feature pumps (> see page 240)



# Aquarius Fountain Set Classic

An economical all-rounder – now in three new sizes with sophisticated pump technology

**+ HEIGHT-ADJUSTABLE**

Position the water fountain as desired using the telescopic tube extension (including integrated swivel head)

**+ THERMAL PROTECTION**

This feature ensures that the device is thermally protected

**+ STABLE BASE**

The supporting feet make it easy to position on the bottom of any pond

**+ CLEVER DESIGN**

Optimised nozzle holder for precise, even water patterns

**+ MORE WATER FUN**

With a second, adjustable output for further features – from large water spouts to mini streams

**+ INCLUDED**

Three fountain attachments and a telescopic pipe extension with an integrated swivel head for a variety of water patterns

**+ NOW EVEN BETTER**

Energy consumption is reduced by up to 40% in comparison to previous models – yet it still boasts a higher water pressure and a higher flow rate




**+ ADJUSTABLE**

Adjust the height of the fountain mechanically as desired



## ACCESSORIES

Description	Product details	Item no.	Item no. (GB-Version)
Schaumsprudler 22 - 5 K > Page 263	Attractive foam bubbler fountain attachment 22-5 K, made of plastic.	50982	-
Pumpshield > Page 147	50 x 50 cm, made from strong, durable fabric. Prevents early clogging of motors or nozzles in certain seasons.	34876	-
AquaActiv PumpClean 500 ml > Page 370	Effective cleaner for pond equipment, such as pumps, sieves, quartz glass elements, etc. Reliably removes limescale and other deposits, even from clogged drum filter sieves.	40242	75806
InScenio 230 > Page 290	Spray water resistant garden power outlet for year round use offers connection for up to 4 devices.	55433	not available in GB!



1. Vulcan nozzle  
2. Lava nozzle

3. Magma nozzle

**TECHNICAL DATA**

Product		Aquarius Fountain Set Classic 750	Aquarius Fountain Set Classic 1000	Aquarius Fountain Set Classic 2000 E	Aquarius Fountain Set Classic 3000 E	Aquarius Fountain Set Classic 4000 E
Dimensions (L x W x H)	mm	180 x 205 x 140				
Rated voltage		220 - 240 V / 50 Hz				
Power consumption	W	9	11	18	26	42
Power cable length	m	10.00				
Net weight	kg	1.70	1.80	2.20		2.30
Guarantee (+ request guarantee) *	Years	2 + 1				
Max. flow rate	l/min	12	16	35	50	66
Max. flow rate	l/h	720	1000	2100	3000	4000
Max. head height, metres	m	1.10	1.30	2.10	2.50	2.90
Pressure-side connection		G 1				
Suction-side connection		-				
Hose connection	mm	13 / 19 / 25				
Hose connection		½", ¾", 1"				
Filter intake surface	cm²	230				
Electronic adjustment		No				
Number of nozzles	Units	3				
Telescopic nozzle extension	cm	16 - 29				
Setup type		Suitable for submersible use only				
Item no. (GB-Version)		43042	57438	77375	77376	77377
<b>Item no.</b>		<b>43041</b>	<b>57399</b>	<b>77371</b>	<b>77372</b>	<b>77374</b>

\*Guarantee valid under the guarantee conditions from OASE. Can be viewed at [www.oase.com/guarantee](http://www.oase.com/guarantee)  
Pump performance curve overview of water feature pumps (> see page 240)



# Aquarius Solar

## Fountain set for solar operation

### + CLICK FASTENERS

For convenient assembly and disassembly

### + NO POWER

This water feature set can be powered from a battery or using solar energy as desired

### + FILTER BLADES

Removable and can be placed on the edge of the pond with an adapter

### + MAKE A SPLASH

Can also be used in swimming ponds



### + TELESCOPIC TUBE EXTENSION

With integrated swivel head, for individual positioning of the fountain



## ACCESSORIES

Description	Product details	Item no.	Item no. (GB-Version)
Schaumsprudler 22 - 5 K > Page 263	Attractive foam bubbler fountain attachment 22-5 K, made of plastic.	50982	-
Pumpshield > Page 145	50 x 50 cm, made from strong, durable fabric. Prevents early clogging of motors or nozzles in certain seasons.	34876	-
AquaActiv PumpClean 500 ml > Page 370		40242	75806



1. Vulcan nozzle  
2. Magma nozzle

3. Lava nozzle

Water features & waterfalls

### TECHNICAL DATA

Product		Aquarius Solar 700	Aquarius Solar 1500
Dimensions (L x W x H)	mm		220 x 130 x 135
Rated voltage			12 V / DC
Power consumption	W	8	17
Power cable length	m		5.00
Net weight	kg	1.40	1.70
Guarantee (+ request guarantee) *	Years		3 + 2
Max. flow rate	l/min	11	25
Max. flow rate	l/h	700	1500
Max. head height, metres	m	2.00	3.00
Pressure-side connection			G ½
Suction-side connection			¾" / 1"
Hose connection	mm		13 / 19 / 25
Hose connection			½", ¾", 1"
Filter intake surface	cm²		825
Electronic adjustment			No
Number of nozzles	Units		3
Telescopic nozzle extension	cm		16 - 29
Setup type			Suitable for submersible use only
Item no. (GB-Version)			-
<b>Item no.</b>		<b>56888</b>	<b>56889</b>

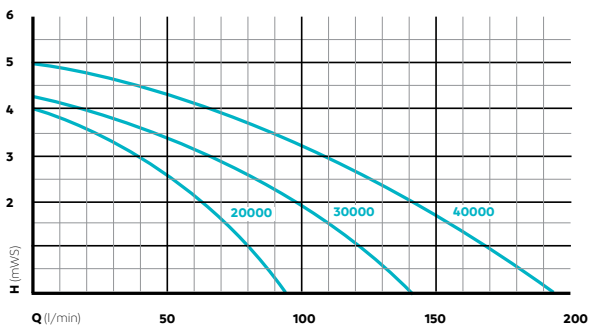
\*Guarantee valid under the guarantee conditions from OASE. Can be viewed at [www.oase.com/guarantee](http://www.oase.com/guarantee)  
Pump performance curve overview of water feature pumps (> see page 240)



# What is the pump performance curve used for?

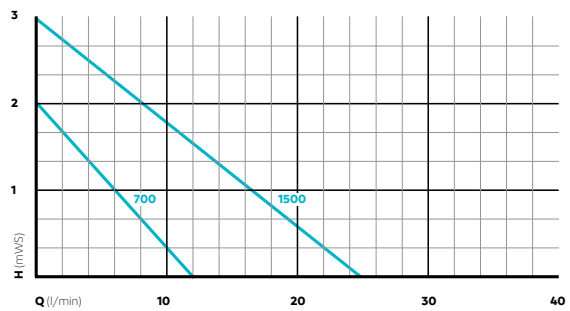
The pump performance curve, or pump curve, can be used as a guide for selecting the right pump. It shows the curve of the volumetric flow (Q) versus the differential head (H) of a pump. The head is given in mWS (metres of head), 1 mWS ~ 0.1 bar.

## AQUARIUS FOUNTAIN SET ECO 5500 – 9500



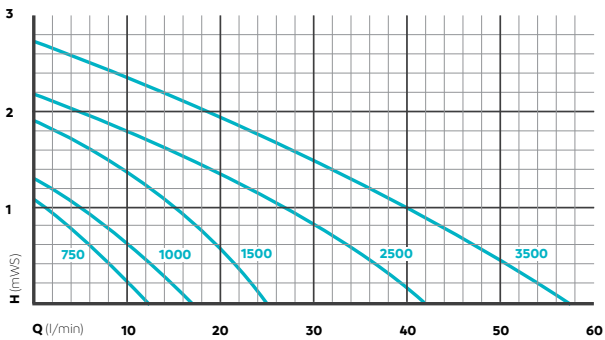
Water feature pumps  
 > Page 234

## AQUARIUS SOLAR 700/1500



Water feature pumps  
 > Page 238

## AQUARIUS FOUNTAIN SET CLASSIC 750 – 3500



Water feature pumps  
 > Page 236



Water features & waterfalls

# WATER FEATURES







## WATER FEATURES

JUMPINGJET RAINBOW STAR

> [From page 246](#)

WATER JET LIGHTNING

> [From page 248](#)

WATER QUINTET/ WATER  
QUINTET CREATIVE

> [From page 249](#)

WATER TRIO

> [From page 250](#)

WATER STARLET

> [From page 251](#)

---

**i** WATER FEATURES COMPARED

> [From page 240](#)

Further information is  
available at:  
[www.oase.com/en/  
water-features](http://www.oase.com/en/water-features)



# Complete water feature sets

Our range of water features includes modern water feature sets for small gravelled areas, ornamental ponds and for larger bodies of water. Almost all water entertainment sets contain pumps, LED lighting, various attachments as well as a transformer, power supply and remote control. Only the OASE JumpingJet Rainbow Star, which is also intended for professional use, requires an additional pump.

Everything uses safe low-voltage technology – ideal for use in swimming ponds and natural pools. The range is also energy efficient and easy even for beginners to install.

## WATER FEATURES COMPARED



PRODUCT	JumpingJet Rainbow Star		Water Jet Lightning
	Set	Extension set	
Power consumption in W	32	41	
Light colour	RGB		RGB
Max. fountain height in m	–		–
Water jet diameter in mm	12		8
<b>Item no.</b>	<b>50052</b>	<b>50053</b>	<b>50191</b>
<b>Item no. (GB-Version)</b>	–		–
Page	> 246		> 248





PRODUCT	Water Quintet	Water Quintet Creative	Water Trio	Water Starlet
Power consumption in W	50	50	40	26
Light colour	Warm white	Warm white	Warm white	Warm white
Max. fountain height in m	1.40	1.40	1.40	0.70
Water jet diameter in mm	5	5	5	4
<b>Item no.</b>	<b>50187</b>	<b>50394</b>	<b>50240</b>	<b>50214</b>
<b>Item no. (GB-Version)</b>	-	<b>not available in GB!</b>	-	-
Page	> 249	> 249	> 250	> 251



# JumpingJet Rainbow Star

Dramatic, coloured water feature for a grand appearance

**+ PERFECT HARMONY**

Easily control the Jumping-Jet Rainbow Star expansion kit synchronously, via remote control

**+ COMPLETE SET**

Ready-to-connect complete set with robust body and solid stainless steel base (the pump is the only other thing that's needed)

**+ MORE POSSIBILITIES**

With control box (12 V master) for connecting the JumpingJet Rainbow Star expansion kit (not included)

**+ EXPANDABLE**

Enjoy your JumpingJet Rainbow Star with the additional features of the expansion kit



**+ PUMP RECOMMENDATION**

Run your JumpingJet Rainbow Star set with a pump from the performance class of an Aquarius Universal Premium 4000

**+ PURE LIFESTYLE**




Can be enjoyed indoors or outdoors

**+ COMPLETE PACKAGE**

Everything you need to put on a great show: JumpingJet, control box and remote control; with stainless steel hose clips for fixing hoses and other accessories

## ACCESSORIES

Description	Product details	Item no.	Item no. (GB-Version)
Aquarius Universal Premium 6000 > Page 132	This fountain pump is the ideal partner for the JumpingJet Rainbow Star Set.	56637	-
InScenio FM-Master 3 > Page 290	Wireless remote control garden power outlet for electronic adjustment.	36311	56473
InScenio FM-Master Home > Page 288	This innovative switch centre can be controlled via smartphone or tablet. In addition to four power outlets with an integrated timer, it also has an OASE Control connection.	70785	70786
InScenio FM-Master Cloud > Page 288		70788	70789



## TECHNICAL DATA

Product		JumpingJet Rainbow Star Set	JumpingJet Rainbow Star Add-on Set
Dimensions (L x W x H)	mm		478 x 305 x 355
Power consumption	W		32
Guarantee (+ request guarantee) *	Years		2 + 1
Light colour			RGB
Power cable length	m		10.00
Parabolic height, max.	m		2.00
Parabolic width, max.	m		4.00
Jet diameter	mm		12
Hand-held transmitter / range max.	m		80.00
Net weight	kg	12.00	11.80
Dimensions control unit: (L x W x H)	mm	215 x 155 x 295	-
Rated voltage (primary, secondary)		220 —240 V / 50 Hz, 12 V / AC	-
Cable length, primary (control system)	m	10.00	-
Item no. (GB-Version)			-
<b>Item no.</b>		<b>50052</b>	<b>50053</b>

\*Guarantee valid under the guarantee conditions from OASE. Can be viewed at [www.oase.com/guarantee](http://www.oase.com/guarantee)

# Water Jet Lightning

Coloured water jets — a special highlight, even for small water surfaces

**+ COMPLETE PACKAGE**

Water Jet Lightning double set, pump (1500 l/h, 17 W), transformer, cable, external control system – everything you need in one set

**+ SUSTAINABLE**

Low energy consumption

**+ PLUG 'N' SPRAY**

Quick and easy installation

**+ MAINTENANCE**

It couldn't be simpler

**+ FANTASTIC COLOURS**

Easily set your favourite colour

**+ FREE SELECTION**

Programme selection from a distance of up to 80 m is possible via remote control

**+ JET STREAM**

The angles of the water jets are individually adjustable

**+ ON THE MINUTE**

Can be combined with a timer (not included)

**+ FULL PROGRAM**

Four fixed programs with exciting combinations of multiple jet widths and RGB colours

**+ ELEGANT & RELIABLE**

The high-quality stainless steel base can be screwed on, depending on the mounting surface



## TECHNICAL DATA

Product	Water Jet Lightning	
Dimensions (L x W x H)	mm	150 x 115 x 200
Net weight	kg	12.10
Guarantee (+ request guarantee) *	Years	2 + 1
Light colour		RGB
Cable length 12 V device (with power unit)	m	2.50 (Power unit) + 8.00
Parabolic height, max.	m	0.90
Parabolic width, max.	m	1.80
Jet diameter	mm	8
Dimensions control unit: (L x W x H)	mm	215 x 180 x 305
Power consumption	W	41
Rated voltage, prim. (control system)	V	12
Hand-held transmitter / range max.	m	80.00
Dimensions transformer: (L x W x H)	mm	160 x 100 x 100
Rated voltage (primary, secondary)		230 V / 50 Hz, 12 V / DC
Item no. (GB-Version)		-
<b>Item no.</b>		<b>50191</b>

\*Guarantee valid under the guarantee conditions from OASE. Can be viewed at [www.oase.com/guarantee](http://www.oase.com/guarantee)

# Water Quintet / Water Quintet Creative

The creative water effect for a flexible set up

**+ SUSTAINABLE**  
Low energy consumption

**+ PROGRAM CHANGE**  
Fountain heights (30–140 cm) can be programmed to change automatically

**+ MAINTENANCE**  
It couldn't be simpler

**+ AMPLE FREEDOM**  
Control the programs from up to 80 m away simply via remote control

**+ MAKE A SPLASH**  
Can also be used in swimming ponds

**+ PRE-PROGRAMMED**  
Eight different programs with different fountain heights and light intensities

**+ SUSTAINABLE**  
Low energy consumption

**+ INDIVIDUAL FLAIR**  
The water features can be installed either standing upright or suspended

**+ ON THE MINUTE**  
Can be combined with a timer (not included)

**+ COMPLETE PACKAGE**  
Five pumps, five nozzles with LED, transformer, cable, external control system

**+ PLUG 'N SPRAY**  
Installation as easy as ever

**+ PROGRAM CHANGE**  
Fountain heights (30–140 cm) can be programmed to change automatically

**+ INDIVIDUAL FLAIR**  
The water features can be installed either standing upright or suspended

**+ ON THE MINUTE**  
Can be combined with a timer (not included)

**+ COMPLETE PACKAGE**  
Five pumps, five nozzles with LED, transformer, cable, external control system

**+ AMPLE FREEDOM**  
Control the programs from up to 80 m away simply via remote control

**+ MAKE A SPLASH**  
Can also be used in swimming ponds

**+ PRE-PROGRAMMED**  
Eight different programs with different fountain heights and light intensities

**+ PLUG 'N SPRAY**  
Installation as easy as ever

Water features & waterfalls

## TECHNICAL DATA

Product		Water Quintet	Water Quintet Creative
Dimensions (L x W x H)	mm	430 x 300 x 240	110 x 80 x 125
Net weight	kg	11.30	10.80
Guarantee (+ request guarantee) *	Years	2 + 1	
Light colour		Warm-white	
Cable length 12 V device (with power unit)	m	2.50 (Power unit) + 8.00	
Fountain height, max.	m	1.40	
Jet diameter	mm	5	
Dimensions control unit: (L x W x H)	mm	215 x 180 x 305	
Power consumption	W	50	
Rated voltage, prim. (control system)	V	12	
Hand-held transmitter / range max.	m	80.00	
Dimensions transformer: (L x W x H)	mm	160 x 100 x 100	
Rated voltage (primary, secondary)		230 V / 50 Hz, 12 V / DC	
Item no. (GB-Version)		-	not available in GB!
<b>Item no.</b>		<b>50187</b>	<b>50394</b>

\*Guarantee valid under the guarantee conditions from OASE. Can be viewed at [www.oase.com/guarantee](http://www.oase.com/guarantee)

# Water Trio

## Luminous fountains for modern garden design



**+ HIGH-QUALITY FUN**

Water feature fountains illuminated with warm-white LEDs

**+ SAFETY FIRST**

Durable base plate protects against damage

**+ PLUG 'N' SPRAY**

Quick and easy installation

**+ FULL FLEXIBILITY**

The mounting surface can be selected freely

**+ MAINTENANCE**

It couldn't be simpler

**+ FASCINATING FOUNTAINS**

Fountain heights (30–140 cm) and light intensities are pre-programmed and ready to go

**+ SUSTAINABLE**

Low energy consumption

**+ COMPLETE PACKAGE**

Everything you need is included: three pumps, three nozzles, transformer, cable, external control system with remote control

**+ ON THE MINUTE**

Can be combined with a timer (not included)

### TECHNICAL DATA

Product	Water Trio	
Dimensions (L x W x H)	mm	430 x 300 x 240
Net weight	kg	8.84
Guarantee (+ request guarantee) *	Years	2 + 1
Light colour		Warm-white
Cable length 12 V device (with power unit)	m	2.50 (Power unit) + 8.00
Fountain height, max.	m	1.40
Jet diameter	mm	5
Dimensions control unit: (L x W x H)	mm	215 x 180 x 305
Power consumption	W	40
Rated voltage, prim. (control system)	V	12
Hand-held transmitter / range max.	m	80.00
Dimensions transformer: (L x W x H)	mm	160 x 100 x 100
Rated voltage (primary, secondary)		230 V / 50 Hz, 12 V / DC
Item no. (GB-Version)		-
<b>Item no.</b>		<b>50240</b>

\*Guarantee valid under the guarantee conditions from OASE. Can be viewed at [www.oase.com/guarantee](http://www.oase.com/guarantee)



# Water Starlet

Compact and dynamic —the floating fountain with LED illumination

**+ COMPLETE PACKAGE**

The scope of delivery includes five pumps and light rings, each with six warm white LEDs, a cable and a transformer

**+ VARIED WATER PATTERNS**

Fixed programming ensures fascinating water patterns

**+ TWO OPTIONS**

Can be installed floating or standing upright on the floor

**+ PROTECTED LED RINGS**

Ensures that the water jets are illuminated constantly



**+ LESS MAINTENANCE**

Constant maintenance is a thing of the past

**+ PLUG 'N' SPRAY**

Quick and easy installation

**+ COMPACT**

Floating water feature with five fountain nozzles

**+ MAKE A SPLASH**

Can also be used in swimming ponds

## TECHNICAL DATA

<b>Product</b>	Water Starlet	
Dimensions (L x W x H)	mm	330 x 270 x 135
Rated voltage (primary, secondary)	230 V / 50 Hz, 12 V / AC	
Power consumption	W	26
Net weight	kg	3.60
Guarantee	Years	2
Light colour	Warm-white	
Cable length 12 V device (with power unit)	m	2.50 (Power unit) + 8.00
Fountain height, max.	m	0.70
Jet diameter	mm	4
Item no. (GB-Version)	-	
<b>Item no.</b>	<b>50214</b>	

\*Guarantee valid under the guarantee conditions from OASE. Can be viewed at [www.oase.com/guarantee](http://www.oase.com/guarantee)

# FLOATING FOUNTAINS & NOZZLES



## FLOATING FOUNTAINS

PONDJET ECO

> [From page 256](#)

MIDI II, MAXI II

> [From page 258](#)

FOUNTAIN ATTACHMENTS

MIDI II, MAXI II

> [From page 260](#)

## NOZZLES

MULTI-JET NOZZLES

> [From page 262](#)

FOAM BUBBLER FOUNTAIN NOZZLE

> [From page 263](#)

EXTENSIONS


> [From page 264](#)

---

FLOATING FOUNTAINS COMPARED

 > [From page 250](#)

Further information is  
available at:  
[www.oase.com/en/  
floating-fountains](http://www.oase.com/en/floating-fountains) or  
[www.oase.com/en/  
fountain-attachments](http://www.oase.com/en/fountain-attachments)



# FLOATING FOUNTAINS COMPARED

Floating water features for flexible installation



PRODUCT	PondJet Eco	MIDI II 1.1 kW / 230 V	MAXI II 4.0 kW / 400 V
Power consumption in W	26	1100	4000
Max. flow rate in l/h	10800	22000	39000
Max. height water column in m	8.50	22.80	46.60
Max fountain height in m*	3.00	9.0	16.50
Min. water depth in m	0.50	1.00	1.25
Rated voltage	220–240 V / 50/60 Hz	230 V AC / 50 Hz	400 V AC / 50 Hz
Item no.	<b>57704</b>	<b>50365</b>	<b>50371</b>
Item no. (GB-Version)	<b>72930</b>		–
Page	> 256	> 258	> 258

\*Depending on the nozzle used



## Floating fountains

The compact PondJet Eco floating fountain set consists of a pump, floating body and a multi-function nozzle and consumes very little energy. MIDI II and MAXI II are suitable for larger bodies of water. The powerful floating units with fountain attachments for different nozzle patterns can also be combined with LED lighting to set the scene. The performance and variety of our floating fountains also makes these water features suitable for professional and commercial use.

PondJet Eco is a floating water feature that can be easily installed in bodies of water regardless of the soil conditions. The dynamic function allows you to set different fountain heights. Its demand-oriented power consumption enables a stunning water display of up to 3 m in height and width. The G-1 thread of the multi-function nozzle enables installation of additional nozzles for different water patterns. Lighting sets are available as accessories to provide attractive water patterns at night.

MIDI & MAXI are ready-to-connect floating units with various motor capacities. With the help of additional attachments (not included), they can display four different stunning water patterns with a height of up to 9.0/16.5 m (MIDI/MAXI). They can be used from a minimum water depth of 1.0/1.25 m (MIDI/MAXI) and have a power cable length of 50 m. This makes it easy to install them even in larger ponds or lakes.

# PondJet Eco

Compact, floating fountain – impressive and now extremely energy efficient!



**+ VARIED**

Additional nozzle arrangements and lighting sets in white and RGB are available as accessories

**+ READY FOR ANY EVENT**

Also perfect for temporary use, e.g. at events

**+ FLOATING WATER FEATURE**

Flexible installation in water no matter the soil conditions

**+ ENVIRONMENTAL FUNCTION CONTROL**

This is EFC, by OASE: no problems caused by the pump being blocked or running dry

**+ MADE IN GERMANY**

Precise and reliable engineering skills at a particularly high level of quality

**+ COMPLETE SET READY TO CONNECT**

Includes pump, floating body and multi-function nozzle

**+ CHANGE OF SCENE**


By switching on the dynamic function, the fountain height varies according to the stored choreographies

**+ UP TO 50 PERCENT LESS**

This pump requires much less energy than its predecessor model

## ACCESSORIES

Product	Product details	Item no.	Item no. (GB-Version)
Floating fountain illumination set RGB > Page	Includes: 3x ProfiLux Garden LED RGB, 3x brackets for attaching the lights, 1x ProfiLux Garden LED controller with 20 m cable, 20 m OASE Control connection cable	42641	-
LED-Floating Fountain Illumination white > Page	Contains 3 x LunAqua Power LED, holding bracket, LED driver and 20 m cable.	42637	-
Schaumsprudler 35 - 10 E > Page 263	Attractive fountain attachment Schaumsprudler 35-10 E made of stainless steel.	50984	-
Vulcan 43 - 3 Silver > Page 262	43-jet fountain with 4 levels and a jet diameter of 3 mm.	50766	-
Vulcan 37 - 2.5 K > Page 262	37-jet fountain attachment made of plastic	52319	-



Water features & waterfalls

## TECHNICAL DATA

<b>Product</b>	PondJet Eco	
Dimensions incl. Nozzle (Ø x H)	mm	670 x 540
Rated voltage	220 - 240 V / 50/60 Hz	
Power consumption	W	190
Power cable length	m	20.00
Net weight	kg	15.20
Guarantee *	Years	2
Max. flow rate	l/min	180
Max. flow rate	l/h	10800
Max. head height, metres	m	8.50
Fountain height, max.	m	3.00
Pressure-side connection	G 1	
Suction-side connection	G 1 ½	
Water depth, min.	m	0.50
Filter intake surface	cm <sup>2</sup>	420
Electronic adjustment	Yes	
Number of nozzles	Units	1
Item no. (GB-Version)	72930	
<b>Item no.</b>	<b>57704</b>	

\*Guarantee valid under the guarantee conditions from OASE. Can be viewed at [www.oase.com/guarantee](http://www.oase.com/guarantee)

# MIDI II MAXI II

Complete, ready-to-connect fountains in two different motor power ratings

**+ NIGHT-TIME SPECTACLE**

Optionally available lighting sets in white or colour let the fountain come to life in the dark

**+ FLOATING FOUNTAIN**

For use in clear water of all soil conditions

**+ QUIET & STABLE**

The foamed float reduces the sounds of the splashing water and stabilises the fountain



**+ INSTALLATION MADE EASY**

Bank mount included for easy installation





**+ VARIED**

Four different nozzle arrangements with 3" (75 mm) standard thread

**+ ROBUST**

Pump basket made of stainless steel

## ACCESSORIES

Description	Product details	Item no.	Item no. (GB-Version)	
High Jet 30 > Page 260	Produces a single beam that is stable in wind.	50375	-	
Grand Vulcan 30 > Page 260	Produces a goblet-shaped water pattern.	50376	-	
Geyser Jet 30 > Page 260	Produces a single spray-like beam.	50377	-	
Trumpet Jet 30 > Page 260	Produces a goblet-shaped water pattern with a strong, central fountain	50378	-	





## TECHNICAL DATA

Product		MIDI II 1.1 kW / 230 V	MAXI II 4.0 kW / 400 V
Dimensions incl. Nozzle (Ø x H)	mm	1030 x 1000	1030 x 1460
Rated voltage		230 V / 50 Hz	400 V / 50 Hz
Power	kW	1.1	4
Power cable length	m		50.00
Net weight	kg	80.00	105.00
Guarantee	Years		2
Max. head height, metres	m	22.80	46.60
Max. flow rate	l/min	366	650
Max. flow rate	l/h	22000	39000
Pressure-side connection			G 3
Water depth, min.	m	1.00	1.25
Item no. (GB-Version)			-
<b>Item no.</b>		<b>50365</b>	<b>50371</b>

\*Guarantee valid under the guarantee conditions from OASE. Can be viewed at [www.oase.com/guarantee](http://www.oase.com/guarantee)



# Fountain attachments MIDI II/MAXI II


**+ PERFECT FINISH**

Fountain attachments can be combined with MIDI & MAXI floating units regardless of water level



**+ FLYING HIGH**

For a customised water feature as either a single jet up to 16 m in height or multi-jet round water pattern up to 7 m in height.



**+ DAY AND NIGHT**

Optional lighting from the OASE lighting range allows water features to shine bright throughout the day and night





**+ LOOKS MAGNIFICENT**

High-quality look thanks to the use of durable and rust-proof stainless steel

## SYSTEM ACCESSORIES

Product	Product details	Item no.	Item no. (GB-Version)
MIDI II 1.1 kW / 230 V > Page 260	Ready-to-connect floating unit for fountain heights up to 9.0 m depending on the fountain attachment.	50365	-
MAXI II 4.0 kW / 400 V > Page 260	Ready-to-connect floating unit for fountain heights up to 16.5 m depending on the fountain attachment	50371	-



1. Geyser Jet 30

2. High Jet 30

3. Grand Vulkan 30

4. Trumpet Jet 30

## TECHNICAL DATA




Product	1	2	3	4
	Geyser Jet 30	High Jet 30	Grand Vulkan 30	Trumpet Jet 30
Aggregate type	MIDI II 1.1 kW / 230 V		MAXI II 4.0 kW / 400 V	
Fountain height (overall)	m 5.0   12.0	9.0   16.5	3.0   7.0	5.0   9.5
Fountain height (1st tier)	m -	-	1.2   2.5	-
Fountain diameter	m 1.7   2.7	3.0   3.5	4.0   6.8	4.0   7.5
Guarantee`	Years		2	
Item no. (GB-Version)			-	
Item no.	50377	50375	50376	50378

\*Guarantee valid under the guarantee conditions from OASE. Can be viewed at [www.oase.com/guarantee](http://www.oase.com/guarantee)

# Multi-jet nozzles

## Eruption of fascinating attraction



### TECHNICAL DATA



Product	1	Vulcan 37 - 2.5 K	2	Vulcan 43 - 3 Silver
Connection			1"	
Material	Plastic		Double coated brass	
Aquarius Fountain Set Classic 750 (Ø / H)			-	
Aquarius Fountain Set Classic 1000 (Ø / H)			-	
Aquarius Fountain Set Classic 1500 (Ø / H)			-	
Aquarius Fountain Set Classic 2500 (Ø / H)			-	
Aquarius Fountain Set Classic 3500 (Ø / H)			-	
Aquarius Fountain Set Eco 5500 (Ø / H)	145 / 190 cm		-	
Aquarius Fountain Set Eco 7500 (Ø / H)	195 / 225 cm		-	
Aquarius Fountain Set Eco 9500 (Ø / H)	250 / 295 cm		-	
Aquarius Universal Premium 3000 (Ø / H)	65 / 80 cm		40 / 50 cm	
Aquarius Universal Premium 4000 (Ø / H)	85 / 100 cm		45 / 60 cm	
Aquarius Universal Premium 5000 (Ø / H)	125 / 190 cm		60 / 100 cm	
Aquarius Universal Premium 6000 (Ø / H)	130 / 200 cm		70 / 110 cm	
Aquarius Universal Premium 9000 (Ø / H)	220 / 370 cm		110 / 210 cm	
Aquarius Universal Premium 12000 (Ø / H)	250 / 450 cm		135 / 225 cm	
Aquarius Eco Expert 22000 (Ø / H)	-		200 / 390 cm	
Aquarius Eco Expert 28000 (Ø / H)	-		220 / 410 cm	
Aquarius Eco Expert 36000 (Ø / H)	-		240 / 430 cm	
Aquarius Eco Expert 44000 (Ø / H)	-		260 / 450 cm	
Aquarius Solar 1500 (Ø / H)			-	
PondJet Eco (Ø / H)	220 / 370 cm		110 / 210 cm	
Description	37-jet fountain 3-tier Jet diameter 2.5 mm		43-jet fountain 4-tier Jet diameter 3.0 mm	
Material	Plastic		Double coated brass	
Item no. (GB-Version)			-	
Item no.	52319		50766	

# Foam bubbler fountain nozzle

The source of bubbling enjoyment



Water features & waterfalls

## TECHNICAL DATA



Product	1 Schaumsprudler 22 - 5 K	2 Schaumsprudler 35 - 10 E	3 Schaumsprudler 55 - 15 E	4 Cluster Eco 15 - 38
Connection	½"	1"	1 ½"	
Material	Plastic	Stainless steel / POM	Stainless steel / Brass	Stainless steel 1.4301 (AISI 304)
Aquarius Fountain Set Classic 1500 (H)	30 cm	-	-	-
Aquarius Fountain Set Classic 2500 (H)	45 cm	-	-	-
Aquarius Fountain Set Classic 3500 (H)	50 cm	-	-	-
Aquarius Fountain Set Eco 5500 (H)	-	80 cm	-	-
Aquarius Fountain Set Eco 7500 (H)	-	100 cm	-	-
Aquarius Fountain Set Eco 9500 (H)	-	150 cm	-	-
Aquarius Universal Premium 3000 (H)	-	50 cm	-	-
Aquarius Universal Premium 4000 (H)	-	60 cm	-	-
Aquarius Universal Premium 5000 (H)	-	80 cm	-	-
Aquarius Universal Premium 6000 (H)	-	90 cm	-	-
Aquarius Universal Premium 9000 (H)	-	180 cm	-	-
Aquarius Universal Premium 12000 (H)	-	220 cm	-	-
Aquarius Eco Expert 22000 (H)	-	350 cm	250 cm	600 cm
Aquarius Eco Expert 28000 (H)	-	380 cm	290 cm	640 cm
Aquarius Eco Expert 36000 (H)	-	410 cm	330 cm	680 cm
Aquarius Eco Expert 44000 (H)	-	450 cm	380 cm	720 cm
Aquarius Solar 1500 (H)	40 cm	-	-	-
PondJet Eco (H)	-	180 cm	-	-
Description	Water-level independent foam effect nozzle Installation above the water surface			Water-saving full-jet nozzle Installation above the water surface
Item no. (GB-Version)	-			
Item no.	50982	50984	50987	45480



# Extensions

## TECHNICAL DATA



Product	Telescopic nozzle extension TE 5 K	Telescopic nozzle extension TE 10 K
Net weight	kg 0.06	0.20
Item no. (GB-Version)	-	-
Item no.	54277	52270



# WATERFALLS/CASCADE WATER FEATURES







## CASCADE WATER FEATURES

### CUBES

> [From page 272](#)

### WALL OUTLETS

> [From page 273](#)

### ACCESSORIES FOR CASCADE WATER FEATURES

> [From page 274](#)

### CASCADE WATER FEATURES

> [From page 275](#)

## WATERFALLS

### COMPLETE WATERFALL SET

> [From page 276](#)

### WATERFALL KIT

> [From page 277](#)

### WATERFALL

> [From page 278](#)

### WATERFALL ACCESSORIES

> [From page 279](#)

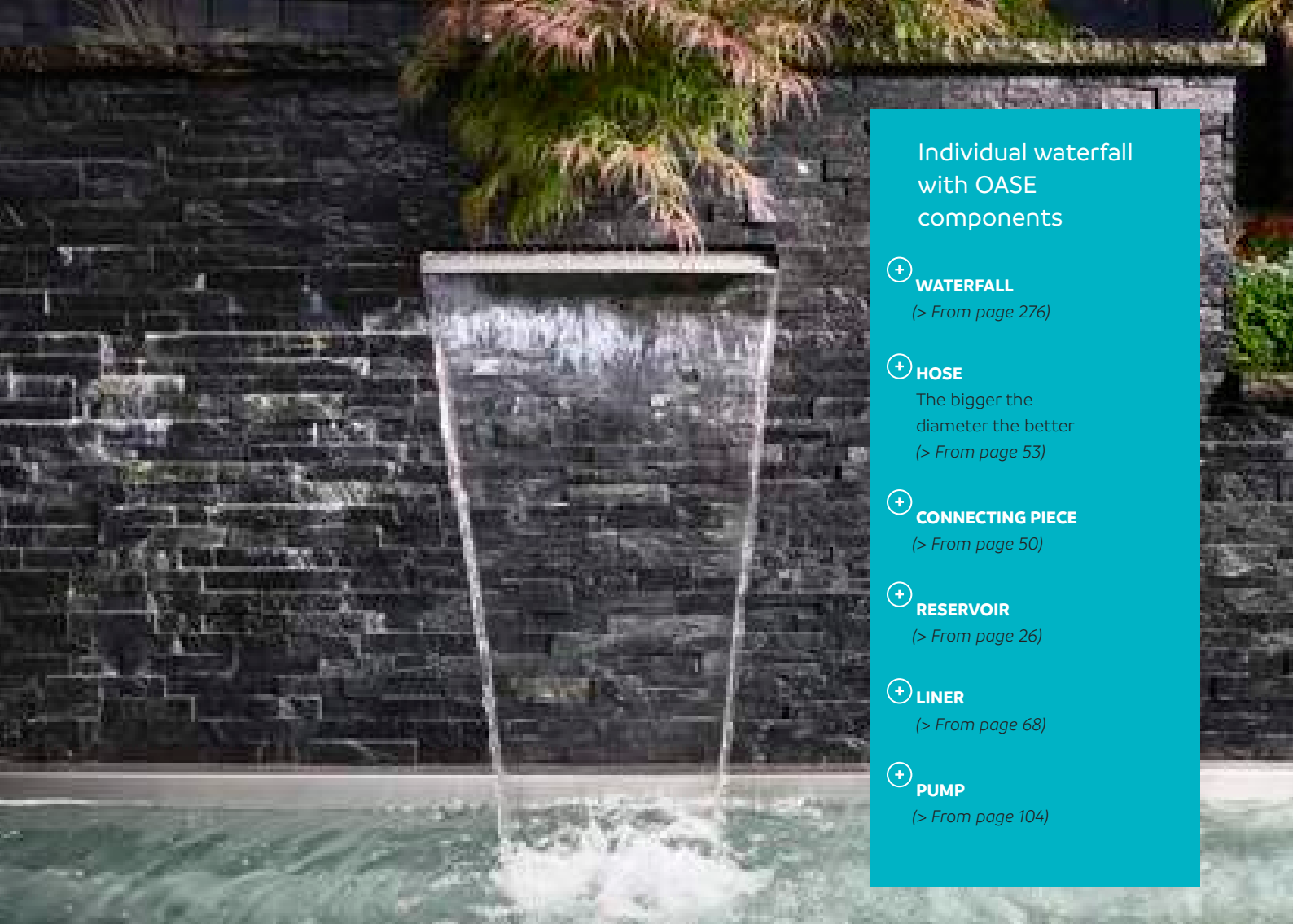
---

## **i** DIY INSPIRATION

> [From page 268](#)

Further information is available at:  
[www.oase.com/en/diy](http://www.oase.com/en/diy)





## Individual waterfall with OASE components

**+** **WATERFALL**  
(> From page 276)

**+** **HOSE**  
The bigger the diameter the better  
(> From page 53)

**+** **CONNECTING PIECE**  
(> From page 50)

**+** **RESERVOIR**  
(> From page 26)

**+** **LINER**  
(> From page 68)

**+** **PUMP**  
(> From page 104)



### WATERFALL AND SPOUT –

# Magic for any location

Our geometric, stainless steel waterfalls, water spouts and additional lighting options add touches of vibrancy even without a watercourse or pond. Waterfall outlets can be seamlessly integrated into walls or masonry. Alternatively, our free-standing waterfall kits in a shiny stainless steel design provide a wide range of options for scenes full of contrast. If you're after a water feature in a compact space, our geometric spouts come in a variety of shapes and colours – all of course with LED lighting as an option.

**DESIGN OBJECT OR INVISIBLE SOURCE**

Geometric waterfalls allow water to become a smooth, evenly flowing surface. To achieve this look, you can integrate our various sizes of waterfall outlet almost invisibly into walls and masonry. In contrast, the standing stainless steel waterfall kits combine with the water to form a modern, dynamic design object reflecting light and colours (> from page 276).



Water features & waterfalls

**LED LIGHTING AND THE ART OF TRANSFORMING A SPACE**

Used in combination with waterfalls, LED lighting bars provide many ways to capture the movements of the water and to project them onto other surfaces. As the daytime and evening light levels change, you can uniquely accentuate the pond, garden or terrace (> from page 279).

**SMALL WATER SPOUTS WITH STYLE**

Our wide range of solid brass water spouts in various colours and shapes fully embody one principle: it's not the size of the area that counts; it's your imagination. All water spouts can be illuminated from the inside. Visually and acoustically, their gentle splashing enriches any outdoor area (> from page 273).



Individual water feature with OASE components

**COPPER BOWLS**  
( > From page 274)


**BASE**  
( > From page 272)

**HOSE**  
The bigger the diameter the better  
( > From page 53)

**RESERVOIR**  
( > From page 26)

### THE FLOW OF WATER AND TIME

The gentle flow of water and the formation of patina that is typical of copper continually change the installations, but at different rates. Both reflect the passage of time and the effect of nature (> from page 276).




COPPER FOUNTAIN BOWLS –

# Sophisticated water features

Sophisticated copper water bowls lend a special aura to even small water features. Let your imagination run wild, arranging these bowls as individual highlights with or without copper base in the garden or on terraces in a variety of different setups. The models with an outlet allow for a series of multi-level water features. All copper bowls can also be illuminated from the inside. The copper bowls gain further expression over time as they form the patina typical of this metal.

Water features & waterfalls



## ILLUMINATED COPPER BOWLS

Copper bowls illuminated from the inside provide a unique, fascinating light, especially as darkness sets in. An atmosphere equal to the magic of a fire, yet offering a greater variety of design options (> from page 274).



## TECHNICAL FOUNDATION FOR WATER FEATURES

Our wide range of products gives you maximum freedom of design. This allows you to create completely individual and imaginative arrangements of water features of any size (> from page 26).

# Cubes

Stylish design in the interplay of material and style, colour and shape, water and light



**+ ANGULAR**


Characteristic cube made of classic, trendy Corten steel <sup>\*1</sup>

**+ LIGHT EFFECTS**

The nine LunaLed 9s low-voltage LEDs with high-quality stainless steel caps included in the scope of delivery provide special effects at night

**+ FLEXIBLE INSTALLATION**

Place the water feature so that it stands upright or as a floating sculpture with a stand fitted underneath



## TECHNICAL DATA

Guarantee <sup>*</sup>	Years	2
Suction-side connection	mm	25
Suction-side connection		G 1 ½

**NEW**


Product	Dimensions (L x W x H) mm	Net weight kg	Item no.	Item no. (GB-Version)
Cube 60 CS	600 x 600 x 600	32.00	<b>88426</b>	-
Cube 90 CS	600 x 600 x 900	38.00	<b>88427</b>	-
Cube Stand 70	500 x 500 x 700	20.00	<b>74322</b>	-
Cube Stand 100	500 x 500 x 1000	32.00	<b>89116</b>	-

<sup>\*</sup>Guarantee valid under the guarantee conditions from OASE. Can be viewed at [www.oase.com/guarantee](http://www.oase.com/guarantee)

<sup>\*1</sup>Information about material properties and care is available on our website: [www.oase.com](http://www.oase.com)

# Wall spouts

A compact water feature that's ideal in small spaces



**+ OPTIONAL LIGHTING EFFECT**

Can be illuminated from the inside using optional accessories

**+ COMPACT**


Also ideal for columns and narrower walls, 1 1/2" water inlet at the back

**+ COLOURS & SHAPES**

Available in four different shapes and two colours

**+ SMART DRIP EDGE**

Ensures a consistent water pattern and prevents backflow beneath the spout



**+ SOLID**

Made of solid brass

**+ OVERVIEW**

1. Circle, 2. Square, 3. Ellipse, 4. Rhombus

Water features & waterfalls

## ACCESSORIES

Description	Product details	Item no.	Item no. (GB-Version)
Wall Spout LED warm white > Page 273	Universal lighting for wall outlets and spring stones with replaceable, warm white LED unit – perfect for use with existing halogen lamps.	<b>84183</b>	-
Connection Kit Wall Spout > Page 273	Quick and easy installation of the wall outlets on any wall. Also simplifies the subsequent installation of the wall spout lighting.	<b>85857</b>	-
Transformer 30 VA with 3 outputs > Page 273	12 V transformer suitable for LED ring (art. 84171) and/or wall spout lighting (art. 84183). Up to 3 LED rings or wall spout lights can be operated simultaneously.	<b>85858</b>	85859

## TECHNICAL DATA

Guarantee *	Years	2
Suction-side connection	mm	38
Suction-side connection		G 1 1/2

Product	Dimensions (L x W x H) mm	Net weight kg	Overrunning width mm	Item no.	Item no. (GB-Version)
Wall Spout Square Bronze	126 x 126 x 125	1.60	57	<b>84177</b>	-
Wall Spout Square Copper				<b>84176</b>	-
Wall Spout Ellipse Bronze	151 x 127 x 118	1.40	100	<b>84181</b>	-
Wall Spout Ellipse Copper				<b>84180</b>	-
Wall Spout Circle Bronze	151 x 127 x 148	1.43	55	<b>84179</b>	-
Wall Spout Circle Copper				<b>84178</b>	-
Wall Spout Rhombus Bronze	126 x 126 x 120	1.60	80	<b>84174</b>	-
Wall Spout Rhombus Copper				<b>84173</b>	-

\*Guarantee valid under the guarantee conditions from OASE. Can be viewed at [www.oase.com/guarantee](http://www.oase.com/guarantee)

# Copper bowl water features

## Sophisticated copper bowl



**+ EXCLUSIVE**



Made from 100% real copper

**+ WIRELESS**

The water inlet and cable bushing for the lighting (1 ½" each) are positioned at the base of the bowl, so they cannot be seen from the outside

**+ FUN**

Get creative with your water design thanks to the variety of combination possibilities!



**+ ELEGANT AND EYE-CATCHING**

A wide range of design options, e.g. for terraces or integrating into flowerbeds

**+ VERSATILE**

Available round or square, with or without an outlet

**+ EXPANDABLE**

Available with a pedestal to help create a waterfall installation with multiple bowls

**+ USED LOOK: PATINA**

As it ages, copper forms its typical, attractive patina

**+ WARNING**

Copper is toxic to fish. Since traces of copper can be passed into the water, we do not recommend using the copper bowls in fish habitats

### TECHNICAL DATA

Product		Copper pedestal for copper bowls	Copper Bowl Square 50	Copper Bowl Round 50	Copper Bowl Round 60	Copper Bowl Round 75	Copper Bowl Round 90	
Dimensions (L x W x H)	mm	406 x 406 x 203	660 x 700 x 254		736 x 736 x 254	660 x 838 x 368	914 x 914 x 368	
Net weight	kg	5.50	7.80	8.75	8.36	11.02	12.08	
Guarantee	Years						2	
Spillway width	mm	-	305		152	102	-	
Suction-side connection							G 1 ½	
Item no. (GB-Version)								
Item no.		<b>84164</b>	<b>84165</b>	<b>84166</b>	<b>84167</b>	<b>84168</b>	<b>84169</b>	

\*Guarantee valid under the guarantee conditions from OASE. Can be viewed at [www.oase.com/guarantee](http://www.oase.com/guarantee)





## Copper bowl accessories

Atmospheric LED light ring for copper bowls, water feature nozzles and Filtral UVC filter

### TECHNICAL DATA

NEW



<b>Product</b>	Fountain Ring LED Set	
Dimensions (Ø x H)	mm	99 x 19
Rated voltage (primary, secondary)		-
Power consumption	W	2.4
Energy efficiency class light fixture <sup>1</sup>		G
Weighted energy consumption per lamp	kWh/1000h	3
Protection class		IP44 (power supply), IP 68
Power cable length	m	5.00
Net weight	kg	0.80
Guarantee <sup>1</sup>	Years	2
Bulb type		LED
Luminous flux	lm	140
Light colour		Warm-white
Colour temperature	K	2700
Item no. (GB-Version)		-
<b>Item no.</b>		<b>88264</b>

<sup>1</sup> Further information on the energy efficiency class on page 446

### TECHNICAL DATA



<b>Product</b>	Cord seal fitting 1 1/2"	
Net weight	kg	0.13
Item no. (GB-Version)		-
<b>Item no.</b>		<b>84170</b>

# Complete waterfall set

Everything you need to build a waterfall



**+ COMPLETE SET**

Includes the pump, reservoir, waterfall, lighting, Silent Splash to prevent splashing and the connection elements

**+ COORDINATED**

Individual elements complement each other perfectly

**+ WITH LIGHTING EFFECT**

Includes everything you need for perfect lighting

**+ DIY**

Simple to construct

## TECHNICAL DATA

Product	Waterfall Complete Set Stele 60	Waterfall Complete Set Wall 60	Waterfall Complete Set Wall 90
Net weight	kg 36.00	27.00	31.50
Description	Waterfall sets, designed to work perfectly together: Includes the pump, reservoir, waterfall, lighting, Silent Splash to prevent splashing and the connection elements Quick and easy to install 1x AlfaFol black Pre-Packed 0.5 mm / 2 x 1.5 m (51070) 1x AutoFill Kit (72953) 1x Splash Mat Wall 60 (72943) 1x Waterfall Illumination 60 (51209) 1x Silent Splash 60 (72939) 1x Water reservoir Wall 60 (72941) 1x Aquarius Universal Premium 4000 (56614) 1x Waterfall Kit 60 (70775)	Waterfall sets, designed to work perfectly together: Includes the pump, reservoir, waterfall, lighting, Silent Splash to prevent splashing and the connection elements Quick and easy to install 1x AlfaFol black Pre-Packed 0.5 mm / 2 x 1.5 m (51070) 1x Spiral hose black 1", 5 m (57530) 1x AutoFill Kit (72953) 1x Splash Mat Wall 60 (72943) 1x Waterfall Illumination 60 (51209) 1x Silent Splash 60 (72939) 1x Water reservoir Wall 60 (72941) 1x Aquarius Universal Premium 4000 (56614) 1x Waterfall XL 60 (70772)	Waterfall sets, designed to work perfectly together: Includes the pump, reservoir, waterfall, lighting, Silent Splash to prevent splashing and the connection elements Quick and easy to install 1x AlfaFol black Pre-Packed 0.5 mm / 2 x 1.5 m (51070) 1x Spiral hose black 1", 5 m (57530) 1x AutoFill Kit (72953) 1x Splash Mat Wall 90 (72944) 1x Waterfall Illumination 90 (51980) 1x Silent Splash 90 (72940) 1x Water reservoir Wall 90 (72942) 1x Aquarius Universal Premium 6000 (56637) 1x Waterfall XL 90 (70773)
Item no. (GB-Version)	-	-	-
Item no.	<b>84221</b>	<b>84192</b>	<b>84224</b>

\*Guarantee valid under the guarantee conditions from OASE. Can be viewed at [www.oase.com/guarantee](http://www.oase.com/guarantee)

# Waterfall kit

## Waterfall kit in modern stainless steel design

**+** STRAIGHTFORWARD

It can also be installed in combination with a water reservoir and matching lid. Simply screw on the reservoir lid and decorate with gravel – and you're done

**+** WANT LIGHT?

Atmospheric waterfall lighting (optionally available) can be easily installed – the clever light feed-through is already integrated

**+** BROAD SELECTION

Waterfall stand in 30 cm or 60 cm width

**+** INCLUDED

Everything included: a threaded hole at the bottom, a stepped hose sleeve (19, 25, 32, 38 mm) and plug as well as a 3 m hose with a stainless steel fastening clip

**+** A REAL EYE-CATCHER

Compact and robust waterfall with a base made of high-quality stainless steel 1.4401 (V4A),

**+** MAINTENANCE-FRIENDLY

The removable back panel makes maintenance a breeze



Water features & waterfalls

### TECHNICAL DATA

Guarantee *	Years	2
Suction-side connection	mm	25
Suction-side connection		G 1

Product		Waterfall Kit 30	Waterfall Kit 60
Dimensions (L x W x H)	mm	145 x 305 x 600	145 x 605 x 600
Net weight	kg	5.90	12.50
Guarantee *	Years		2
Spillway width	mm	300	600
Suction-side connection			G 1
Item no. (GB-Version)			-
Item no.		<b>70774</b>	<b>70775</b>

\*Guarantee valid under the guarantee conditions from OASE. Can be viewed at [www.oase.com/guarantee](http://www.oase.com/guarantee)

# Waterfall

## Attractive waterfalls of stainless steel

### + WANT LIGHT?

Atmospheric waterfall lighting (optionally available) can be easily installed – the clever light feed-through is already integrated

### + BROAD SELECTION

The compact and robust waterfall with a base made of high-quality stainless steel 1.4401 (V4A) is available in three widths



### + EXTRA LENGTH

The 60 mm longer outlet is ideal for mounting on house walls and garden walls (Waterfall XL)

### + YOU CHOOSE

Can be installed recessed in the wall or simply screwed onto the wall

### + MATERIAL QUALITY

Compact and robust waterfall made of high-quality stainless steel 1.4401 (V4A)

### + PRECISE

Ensures a smooth water pattern and a precisely flowing waterfall


### + INCLUDED

Includes a threaded hole on the back and bottom, a stepped hose sleeve (19, 25, 32, 38 mm) and an extra-flat plug

## TECHNICAL DATA

Product		Waterfall 30	Waterfall 60	Waterfall 90	Waterfall XL 30	Waterfall XL 60	Waterfall XL 90
Dimensions (L x W x H)	mm	140 x 300 x 100	140 x 600 x 100	140 x 900 x 100	200 x 300 x 100	200 x 600 x 100	200 x 900 x 100
Net weight	kg	1.60	2.60	6.00	1.90	3.40	4.80
Guarantee *	Years	2					
Spillway width	mm	30	600	900	300	600	900
Suction-side connection		G 1		G 1 ¼	G 1		G 1 ¼
Item no. (GB-Version)		-					
Item no.		50704	50585	50706	70771	70772	70773

\*Guarantee valid under the guarantee conditions from OASE. Can be viewed at [www.oase.com/guarantee](http://www.oase.com/guarantee)



## Waterfall accessories

### TECHNICAL DATA



Product		Silent Splash 30	Silent Splash 60	Silent Splash 90
Dimensions (L x W x H)	mm	406 x 203 x 38	711 x 203 x 38	1016 x 216 x 38
Net weight	kg	0.90	1.40	1.90
Guarantee <sup>*</sup>	Years		2	
Item no. (GB-Version)			-	
<b>Item no.</b>		<b>72938</b>	<b>72939</b>	<b>72940</b>

<sup>\*</sup>Guarantee valid under the guarantee conditions from OASE. Can be viewed at [www.oase.com/guarantee](http://www.oase.com/guarantee)

### TECHNICAL DATA



Product		Waterfall Illumination 30	Waterfall Illumination 60	Waterfall Illumination 90
Dimensions (L x W x H)	mm	300 x 15 x 15	600 x 15 x 15	900 x 15 x 15
Rated voltage (primary, secondary)			220 - 240 V / 50/60 Hz, 12 V / DC	
Power consumption	W	5	10	13
Energy efficiency class light fixture <sup>†</sup>			G	
Weighted energy consumption per lamp	kWh/1000h	4	7	10
Protection class			IP44 (power supply), IP 68	
Power cable length	m		10.00	
Net weight	kg	1.12	1.28	1.70
Guarantee <sup>*</sup>	Years		2	
Bulb type			LED	
Luminous flux	lm	90	180	250
Light colour			Neutral white	
Colour temperature	K		3500	
Item no. (GB-Version)			-	
<b>Item no.</b>		<b>51205</b>	<b>51209</b>	<b>51980</b>

<sup>\*</sup>Guarantee valid under the guarantee conditions from OASE. Can be viewed at [www.oase.com/guarantee](http://www.oase.com/guarantee)

<sup>†</sup> Further information on the energy efficiency class on page 446

# SMART GARDEN CONTROL SYSTEMS & LIGHTING



## GARDEN CONTROL SYSTEMS

GARDEN CONTROLLER HOME/CLOUD

> [From page 286](#)

INSCENIO

> [From page 288](#)

## LED SPOTLIGHTS

LUNAQUA LED

> [From page 294](#)

PROFILUX GARDEN LED RGB

> [From page 296](#)

RING LIGHTING

> [From page 305](#)

WALL SPOUT LIGHTS

> [From page 306](#)

WATERFALL ILLUMINATION

> [From page 308](#)

LUNALED

> [From page 310](#)

ACCESSORIES

> [From page 312](#)

---

**i** SELECTION GUIDE

> [From page 282](#)

**Q** GUIDE

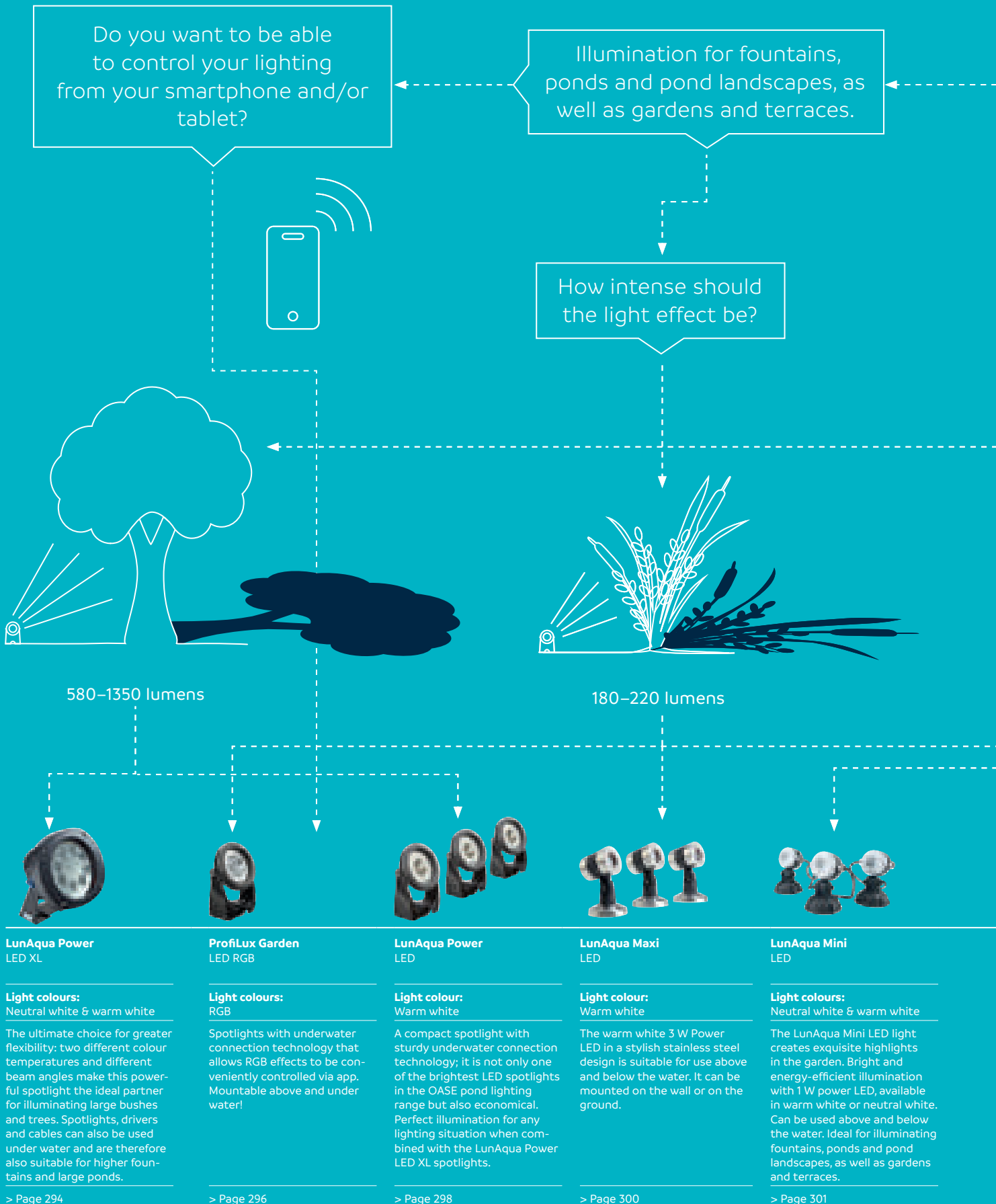
> [From page 284, 292](#)

Further information is available at:  
[www.oase.com/en/garden-control-systems-lighting](http://www.oase.com/en/garden-control-systems-lighting)



# SELECTION MADE EASY

The following questions will help you to choose the right lighting:





What do you  
want to achieve?

Effective object lighting of  
e.g. paths, water features  
or waterfalls?



70-120 lumens



**LunAqua 3**  
LED

**Light colour:**  
Warm white

One light fits all: With a powerful 220 lumens and a wide beam angle, the LunAqua 3 spotlight is suitable for use in and around the pond – its robust base provides a secure grip even on uneven surfaces. It also reliably illuminates plants and small trees – and requires precious little energy to do so.

> Page 302



**LunAqua Classic**  
LED

**Light colour:**  
Warm white

The compact, warm white all-rounder can be easily integrated even in small spaces and is also safe to use both over and under water.

> Page 303



**LunAqua Terra**  
LED

**Light colour:**  
Warm white

Mesmerising, pleasant, warm white recessed floor-mounted light for gardens, paths or driveways. Thanks to an ingenious stainless steel clip, it can be quickly installed in the ground. The high-quality stainless steel finish and energy-saving LED technology ensure exceptional durability.

> Page 304



**Waterfall Illumination**  
LED

**Light colour:**  
Neutral white

LED waterfall lighting provides stylish accent lighting in the evening. The discreet neutral-white luminous lights provide attractive illumination. Innovative plastic rails make installation convenient. Also ideal as terrace or pond edge lighting.

> Page 308



**LunaLed**

**Light colour:**  
Cold white

Bright LED lighting for source stones with high-quality stainless steel cap.

The height of the water feature and the water flow rate can be adjusted. Can be used above and below the water.

> Page 310



# Switch on and then sit back and relax – wherever you are!

On holiday or on the go, on the sofa or on a sun lounger: Control and monitor your garden technology and entire pond system, from filters to lighting, conveniently from your smartphone with the smart OASE Control system. Get push notifications about the status of your devices any time, anywhere, so you can respond when you need to. Experience a whole new dimension of convenience and relaxation.

Be it pump delivery, filter cleaning or fountain height – all the functionalities of compatible pond devices can be easily controlled from your smartphone. You can also use the cloud version of the system as needed to check important parameters, such as the water temperature, and view interesting analyses of filter functions.

A fast response – anytime, anywhere: the InScenio FM-Master or Garden Controller is easy to connect to your home network. The additional benefit of the cloud variant is the ability to monitor from anywhere. Even when at work, travelling for business or on holiday with the family, garden and pond owners are notified immediately via email and push notification in the event of malfunctions and discrepancies. This feature gives them the opportunity to respond appropriately at any time, allowing them to relax, wherever they may be.

## Smart home – smart relaxing

Use our know-how as the basis for your ideas and success.



Download the free OASE Control app now.



DOWNLOAD THE APP  
**App Store**



DOWNLOAD THE APP  
**Google Play**





**+ OASE Control Home: Control via the app**

- > Peace of mind that the pond and fish are being well looked after
- > Convenient control of all pond and garden devices via the app



**+ OASE Control Cloud Control via the app plus additional functions in the cloud**

- > Email and push notifications in the event of faults
- > Display and analysis of product functionalities (water temperature, filter functionalities and more)
- > Relax wherever you are



ProfiLux Garden LED  
(> See page 296)



ProfiClear Premium  
(> See page 162)



AquaMax Eco Expert  
(> See page 116)

InScenio FM-Master/  
Garden Controller  
(> From page 288)



Further information is available at:  
[www.oase.com/en/oase-control](http://www.oase.com/en/oase-control)

# Garden Controller Home / Cloud

Controls OASE Control technology by app or computer



**+ CLOUD-COMPATIBLE**

Accessible worldwide via the free OASE cloud (InScenio Controller Cloud)

**+ APP-COMPATIBLE**

Simply download the OASE Control app (from the App Store or via GooglePlay) and you're ready to go



**+ INCLUDED**

Flexible mounting material for wall mounting or peg mounting included in the set

**OASE CONTROL**

Up to 10 OASE-controlled devices (pumps, filters, light) can be connected, controlled and monitored

**ALL YEAR ROUND**

The housing is protected against splashing water (IP68) and can be operated outdoors all year round

**Recommended additional products**

- Fountain pumps:**  
Aquarius Eco Expert 22000 – 44000 page 130
- Filter & Watercourse Pumps:**  
AquaMax Eco Expert 20000 – 44000 page 116  
AquaMax Eco Titanium 31000 – 81000 page 110
- Flow-Through Filters:**  
BioTec Premium page 180  
ProfiClear Premium page 172  
ProfiClear Premium Compact-M page 164  
ProfiClear Premium Compact-L page 164
- Pond aerator:**  
AquaAir Eco page 220
- Illumination:**  
ProfiLux Garden LED RGB page 296

**ACCESSORIES**

Description	Product details	Item no.	Item no. (GB-Version)
OASE Control connection cable 2.5 m > Page 313	Special cable suitable for underwater use for bi-directional communication between end devices and control units.	47038	-
OASE Control connection cable 5.0 m > Page 313		47039	-
OASE Control connection cable 10.0 m > Page 313		47040	-
OASE Control connection cable 30.0 m > Page 313		72713	-
OASE Control cable connector > Page 313	Cable connector with four screws for safely extending various OASE Control connecting cables underwater.	47788	-



**1. Integrated WiFi antenna**

WiFi connection technology lets you easily, conveniently and quickly read out and regulate the capacity information of your garden devices via smart phone or tablet. And you can do it with a range of up to 80 m (with unobstructed signal transmission).

**2. OASE Control connection**

The controller is equipped with a 2 m OASE Control cable and an OASE Control connection. This forms the interface to the OASE Control-enabled devices (pumps, filters and lighting). A terminal resistor is also included.

**TECHNICAL DATA**

Product		Garden Controller Home	Garden Controller Cloud
Dimensions (L x W x H)	mm		130 x 90 x 40
Rated voltage			230 V / 50 Hz
Power consumption	W		4
Power cable length	m		2.00
Net weight	kg		1.40
Guarantee (+ request guarantee) *	Years		2 + 1
WiFi range (2.4 GHz) max.	m		80.00
OASE Control connection			Yes
Network capability		Router	Router / Cloud
WiFi hotspot			Yes
Item no. (GB-Version)			-
<b>Item no.</b>		<b>55316</b>	<b>55317</b>

\*Guarantee valid under the guarantee conditions from OASE. Can be viewed at [www.oase.com/guarantee](http://www.oase.com/guarantee)

# InScenio FM-Master Home / Cloud

App in the garden – at last, control your technology via WiFi!



**+ INNOVATIVE**

The true highlight of the OASE InScenio power management family, controllable via Wi-Fi or OASE Cloud via tablet or smartphone

**+ OASE CLOUD**

Accessible from anywhere in the world via the free OASE cloud (InScenio FM-Master Cloud)

**+ ALL YEAR ROUND**

The sockets are protected from splashing water and can be operated outdoors all year round

**+ MULTI-FEATURE-COMPATIBLE**

Up to 10 remotely controllable devices or OASE Control-managed devices can be integrated and controlled via the app



**+ APP-COMPATIBLE**

Simply download the OASE Control app (from the App Store or via GooglePlay) and you're ready to go

**+ MULTI-CONNECTIONS**

With four sockets: Three can be switched on and off, one can also be dimmed

**+ CONTROLLABLE**

Each socket has an integrated timer and is therefore 24 h-switchable

**+ OASE CONTROL**


Has an additional connection for connecting to OASE Control end devices

**Recommended additional products**

- Fountain pumps:**  
Aquarius Eco Expert 22000 – 44000 page 130
- Filter & Watercourse Pumps:**  
AquaMax Eco Expert 20000 – 44000 page 116  
AquaMax Eco Titanium 31000 – 81000 page 110
- Flow-Through Filters:**  
BioTec Premium page 180  
ProfiClear Premium page 172  
ProfiClear Premium Compact-M page 164  
ProfiClear Premium Compact-L page 164
- Pond aerator:**  
AquaAir Eco page 220
- Illumination:**  
ProfiLux Garden LED RGB page 296

**ACCESSORIES**

Description	Product details	Item no.	Item no. (GB-Version)
InScenio Rock sand > Page 320	Rock effect cover suitable for all InScenio FM-Master housings.	50417	-
OASE Control connection cable 2.5 m > Page 313	Special cable suitable for underwater use for bi-directional communication between end devices and control units.	47038	-
OASE Control connection cable 5.0 m > Page 313		47039	-
OASE Control connection cable 10.0 m > Page 313		47040	-
OASE Control connection cable 30.0 m > Page 313		72713	-
OASE Control cable connector > Page 313	Cable connector with four screws for safely extending various OASE Control connecting cables underwater.	47788	-



1

**1. Splash guard**

To be on the safe side: The InScenio cover protects the electronic parts from splashing water. In addition, with the optional InScenio Rock cover the InScenio can be seamlessly integrated into the garden.



2

**2. WiFi connection technology**

At last, the performance of your garden equipment can be easily and conveniently monitored and controlled via smartphones or tablets. And you can do it with a range of up to 80 m (with unobstructed signal transmission).

Smart garden  
controls & lighting


**TECHNICAL DATA**

Product	InScenio FM-Master Home	InScenio FM-Master Cloud
Dimensions (L x W x H)	mm	215 x 155 x 295
Rated voltage		220 - 240 V / 50 Hz
Max. total load power	W	2700
Max. total load current	A	12.0
Net weight	kg	1.90
Guarantee (+ request guarantee) *	Years	2 + 1
radio range (433 MHz) max.	m	80.00
WiFi range (2.4 GHz) max.	m	80.00
OASE Control connection		Yes
Network capability	Router	Router / Cloud
WiFi hotspot		Yes
Timer		Yes
Power outlets On/Off max. 2000 W	3 x 220 - 240 V	3 x 220 - 240 V
Power outlets, dimmable	1x max. 40-320 W	1x max. 40-320 W
Item no. (GB-Version)	70786	70789
<b>Item no.</b>	<b>70785</b>	<b>70788</b>

\*Guarantee valid under the guarantee conditions from OASE. Can be viewed at [www.oase.com/guarantee](http://www.oase.com/guarantee)

# InScenio

## Flexible & decorative power management



### + FIXED IN PLACE

Guaranteed secure anchoring in the ground using the peg

### + REMOTE CONTROL

The remote control supplied has a range of up to 80 m provided that the radio transmission is uninterrupted


### + SIMPLE TO INSTALL

Particularly simple and flexible installation without any groundworks – can also be expanded later

InScenio 230

InScenio FM-Master 1


InScenio FM-Master 2



## ACCESSORIES

Description	Product details	Item no.	Item no. (GB-Version)
InScenio Rock sand > Page 320	Rock effect cover suitable for all InScenio FM-Master housings.	50417	-





**1. Strain relief**

Strain relieved outlets are specially protected against mechanical stress and perfect for safe year round use.

**2. Splash guard**

To be on the safe side: The InScenio cover protects the electronic parts from splashing water. In addition, with the optional InScenio Rock cover the InScenio can be seamlessly integrated into the garden.

**3. Remote control**

The included remote control of the FM-Master has a range of up to 80 m (with undisturbed radio transmission).

**4. Ground stake**

The ground stake for easy installation without digging and secure anchoring in the ground, is included in the scope of delivery.

**TECHNICAL DATA**

Product		InScenio 230	InScenio FM-Master 1	InScenio FM-Master 2	InScenio FM-Master 3
Dimensions (L x W x H)	mm		215 x 155 x 295		
Rated voltage			220 - 240 V / 50 Hz		
Max. total load power	W		2700		
Max. total load current	A		12.0		
Net weight	kg	1.40	1.50	1.70	1.80
Guarantee	Years		2		
Hand-held transmitter / range max.	m	-		80.00	
Power outlets, permanent		4 x 230 V	2 x 220 - 240 V	1 x 220 - 240 V	1 x 220 - 240 V
Power outlets On/Off max. 2000 W		-	2 x 220 - 240 V	3 x 220 - 240 V	2 x 220 - 240 V
Power outlets, dimmable			-		1x max. 40-320 W
Item no. (GB-Version)			not available in GB!		56473
<b>Item no.</b>		<b>55433</b>	<b>54978</b>	<b>36310</b>	<b>36311</b>


\*Guarantee valid under the guarantee conditions from OASE. Can be viewed at [www.oase.com/guarantee](http://www.oase.com/guarantee)




LunAqua Power LED XL  
Warm white



LunAqua Power LED W  
Warm white



LunAqua Maxi LED  
Warm white



LunAqua Mini LED  
Neutral white

# LED SPOTLIGHTS COMPARED


Lighting design: tips for optimal showcasing of your garden

	12°				15°			26°		45°		14°		26°		47°	24°	30°	29°	
	LunAqua Power LED XL										Profiflux Garden	LunAqua	LunAqua							
PRODUCT	3000 Narrow Spot				3000 Spot		3000 Flood		3000 Wide Flood		4000 Spot		4000 Flood		4000 Wide Flood	LED RGB	Power LED	Solo	Set 3	
Light colour	Warm white										Neutral white					RGB	Warm white	Warm white		
Colour temperature in K	3000										4000					-	2700	2700		
Luminous flux in lm	1250										1350					231	580	180		
Protection class											IP68							IP68, IP44 (power supply)		
Energy efficiency class of lamp*	F															G	F	F		
Weighted energy consumption per lamp	15															7		3		
Dimensions (L x W x H) in mm	145 x 160 x 182															80 x 117	80 x 117	52 x 117		
Item no.	51968	57763	57762	57764	51971	51969	51978	42638	42633	50509	50507									
Item no. (GB-Version)																-	-	-		
Page	> Page 294															> Page 296	> Page 298	> Page 300		


\*Further information on the energy efficiency class on page 442



LunAqua Mini LED warm  
Warm white



LunAqua 3 LED  
Warm white



LunAqua Classic LED  
Warm white



### WATTS DO NOT EQUAL OUTPUT

Most people's image of luminosity stems from a classic 25 W incandescent lamp. The new economical LED lamps lack this relationship between power consumption and brightness. To compare the brightness of different lamps, the luminous flux (given in "lumens") is therefore what counts. To give an example: at 580 lumens, the luminosity of our LunAqua Power LED lamp is approximately equivalent to a 50 watt incandescent lamp. It requires only 5.8 watts for this luminosity.

33°		31°		29°		14°		Diffuse			Diffuse			72°						
LunAqua Mini LED		LunAqua Mini LED warm		LunAqua 3 LED		LunAqua Classic LED		LunAqua Terra			Waterfall Illumination			Luna LED						
Neutral white		Warm white		Warm white		Warm white		Warm white			Neutral white			Cold white						
4000	2700	2700	2700	3000	3000	3000	3000	3500	3500	3500	6000	6000	6000	6000	6000					
100	70	220	220	120	14	14	14	90	180	250	8	10	8	10						
IP68, IP44 (power supply)						2.00 (power supply) + 5.00		IP68, IP44 (power supply)			IP68, IP44 (power supply)									
F		G		F		F			G			G								
2		4		2		1			4			7		10		1				
75 x 110		75 x 114		75 x 114		45 x 15			300 x 15 x 15			600 x 15 x 15			900 x 15 x 15		30 x 70		50 x 70	
50512		50513		57034 57035		56799			50729			51205 51209			51980		50114 50115		75074 75075	
-		-		-		-			-			-			-		-		-	
> Page 301		> Page 302		> Page 302		> Page 303			> Page 304			> Page 308			> Page 310		> Page 310			

# LunAqua Power LED XL

The ultimate choice for natural light

**+ INDIVIDUAL**

Available in four different beam angles (narrow spot, spot, flood, wide flood)

**+ COLOUR TONES**

A colour temperature of 3000 Kelvin is well suited to showcasing red objects; lights with 4000 Kelvin are particularly suitable for emphasising green tones (bamboo, hedges, etc.)

**+ DURABLE**

The excellent thermal management and the high LED quality enable a service life of more than 50,000 hours

**+ SAFE**

Also suitable for use in swimming ponds thanks to its low voltage (24 V DC)



**+ INCLUDED**

1 spotlight with 5 m cable and 1 peg

**+ ROBUST**

Spotlights, drivers and cables can be safely used in water up to 4 m deep (in accordance with standards, it is not possible to use the driver underwater in swimming ponds)

**+ THOUGHT OF EVERYTHING**


Accessories required for an immediate start: LunAqua Power LED Driver with connection possibilities for up to four spotlights (2x LunAqua Power LED XL or 1x LunAqua Power LED XL and 2x LunAqua Power LED or 4x LunAqua Power LED)

## SYSTEM ACCESSORIES

Description	Product details	Item no.	Item no. (GB-Version)
LunAqua Power LED Driver 3 m > Page 312	Robust IP 68 driver for powering the LunAqua Power LED headlight system	57821	-

## ACCESSORIES

Description	Product details	Item no.	Item no. (GB-Version)
LunAqua Power LED cable 10 m > Page 312	10 m extension cable for the LunAqua Power LED spotlight, suitable for extending the line between the spotlight and the driver (max. 4 x per line)	42636	-



**1. More design freedom**

Perfect illumination underwater and above water – whether fountain, tree, hedge or shrubbery – different beam angles and colour temperatures enable adaptation to any illumination situation.

**2. InScenio FM-Master Home/Cloud**

Can be controlled using a smartphone or tablet thanks to the extension with innovative Wi-Fi technology.

**TECHNICAL DATA**

Product	LunAqua Power LED XL 3000 Narrow Spot	LunAqua Power LED XL 3000 Spot	LunAqua Power LED XL 3000 Flood	LunAqua Power LED XL 3000 Wide Flood	LunAqua Power LED XL 4000 Spot	LunAqua Power LED XL 4000 Flood	LunAqua Power LED XL 4000 Wide Flood
Dimensions (L x W x H)	mm			145 x 160 x 182			
Rated voltage	24 V DC						
Lamp power consumption	W						
Energy efficiency class light fixture <sup>1</sup>	F						
Weighted energy consumption per lamp kWh/1000h	15						
Protection class	IP 68						
Cable length 24 V device	m						
Net weight	kg	1.80	2.10	1.80	2.10	2.10	
Guarantee (+ request guarantee) <sup>2</sup>	Years			2 + 1			
OASE Control connection	No						
Bulb type	LED						
Number of individual LEDs	Units						
Luminous flux	lm			1250		1350	
Light colour	Warm-white				Neutral white		
Colour temperature	K			3000		4000	
Beam angle	10 Degrees	15 Degrees	30 Degrees	45 Degrees	15 Degrees	30 Degrees	45 Degrees
Item no. (GB-Version)	-						
<b>Item no.</b>	<b>51968</b>	<b>57763</b>	<b>57762</b>	<b>57764</b>	<b>51971</b>	<b>51969</b>	<b>51978</b>

<sup>2</sup> Guarantee valid under the guarantee conditions from OASE. Can be viewed at [www.oase.com/guarantee](http://www.oase.com/guarantee)

<sup>1</sup> Further information on the energy efficiency class on page 446

# ProfiLux Garden LED RGB



Simple and economical: Design a colourful sea of LED lights using the app

**+ CONTROL A COLOURFUL SEA OF LIGHTS VIA APP**

Colourful RGB effect easily controllable via app with OASE Control

**+ WANT MORE?**

ProfiLux Garden LED RGB is expandable by up to four lights per controller

**+ SAFE**

The 24 V DC low voltage even allows the spotlights to be used in swimming ponds

**+ PATENTED**

Robust spotlight of protection class IP68 with OASE underwater connection technology

**+ COMPATIBLE**

Directly compatible with light fixtures from the OASE Fountain Technology range

**+ ROBUST**

Spotlights, drivers and cables can be safely used in water up to 4 m deep (in accordance with standards, it is not possible to use the driver underwater in swimming ponds)

**+ THOUGHT OF EVERYTHING?**

You will also need the following accessories: ProfiLux Garden LED Controller, OASE Control connection cable, InScenio FM-Master Home/Cloud (ProfiLux Garden LED RGB)



**+ THOUGHT OF EVERYTHING?**

As an accessory, you will also need: the InScenio FM-Master Home/Cloud (swimming fountains lighting set RGB)



## SYSTEM ACCESSORIES

Description	Product details	Item no.	Item no. (GB-Version)
ProfiLux Garden LED controller > Page 312	Easy and safe operation above water and underwater - standard regulations do not allow use in swim ponds.	42639	-
ProfiLux Garden LED cable 7.5 m > Page 312	7.5 m connecting cable for the ProfiLux Garden LED RGB.	42640	-
Garden Controller Home > Page 286	Innovative controller for networking OASE Control-compatible devices with each other and a home network. It can be controlled via Wi-Fi using a tablet or smart phone (iOS or Android).	55316	-
Garden Controller Cloud > Page 286		55317	-
InScenio FM-Master Home > Page 288	This innovative switch centre can be controlled via smartphone or tablet. In addition to four power outlets with an integrated timer, it also has an OASE Control connection.	70785	70786
InScenio FM-Master Cloud > Page 288		70788	70789
OASE Control connection cable 2.5 m > Page 313	Special cable suitable for underwater use for bi-directional communication between end devices and control units.	47038	-
OASE Control connection cable 5.0 m > Page 313		47039	-
OASE Control connection cable 10.0 m > Page 313		47040	-
OASE Control connection cable 30.0 m > Page 313		72713	-
OASE Control cable connector > Page 313	Cable connector with four screws for safely extending various OASE Control connecting cables underwater.	47788	-



**1. RGB effects**

Full colour variety and long service life of the LED chips through excellent thermal management.

**2. Flexible implementation possibilities**

Can be used as fountain illumination, ground installation or wall installation.

**3. InScenio FM-Master Home/Cloud**

Can be controlled using a smartphone or tablet thanks to the extension with innovative Wi-Fi technology.

**TECHNICAL DATA**

Product		ProfilLux Garden LED RGB	Floating fountain illumination set RGB
Dimensions (Ø x H)	mm		80 x 117
Rated voltage			24 V / DC
Rated voltage (primary, secondary)		-	230 V / 50 Hz, 24 V / DC
Lamp power consumption	W		6
Energy efficiency class light fixture <sup>1</sup>	G		-
Weighted energy consumption per lamp	kWh/1000h	7	-
Power consumption of set	W	-	19
Protection class			IP 68
Cable length 24 V device (with power unit)	m	-	20.00 (Power unit) + 5.00
Cable length 24 V device	m	5.00	-
Net weight	kg	0.80	8.80
Guarantee (+ request guarantee) <sup>2</sup>	Years		2 + 1
OASE Control connection			Yes
Bulb type			LED
Number of individual LEDs	Units		3
Light colour			RGB
Luminous flux with all on	lm		213
Luminous flux red	lm		64
Luminous flux green	lm		114
Luminous flux blue	lm		35
Beam angle			25 Degrees
Item no. (GB-Version)			-
<b>Item no.</b>		<b>42638</b>	<b>42641</b>

<sup>2</sup>Guarantee valid under the guarantee conditions from OASE. Can be viewed at [www.oase.com/guarantee](http://www.oase.com/guarantee)

<sup>1</sup> Further information on the energy efficiency class on page 446



# LunAqua Power LED

Small and compact with high luminosity

## UPGRADABLE

A 10 m cable is available as an accessory to extend the distance between the light and the driver (max. 4x per line)

## EXPANDABLE

Through the separately available LunAqua Power LED W on up to four lights per set

## INCLUDED

3x LunAqua Power LED spotlights, 3x lamp support brackets, 1x driver with 20 m cable (LED floating fountain light, white)

## INCLUDED

The following are included in delivery: One or three light fixtures with 5 m cable each, LED driver with connection option for four light fixtures as well as one or three pegs (LunAqua Power LED set 1/set 3)

## DURABLE

The excellent thermal management and the high LED quality enable a service life of more than 36,000 hours

## COMPACT

Small spotlight with robust underwater connection technology



## HIGHLIGHT

Bright light with low power consumption: One of the brightest LED spotlights in the OASE pond lighting range

## ROBUST

Spotlights, drivers and cables can be safely used in water up to 4 m deep (in accordance with standards, it is not possible to use the driver underwater in swimming ponds)

## EFFICIENT

As bright as a 50 W incandescent lamp with a power consumption of only 5.8 W



## SAFE

Also suitable for use in swimming ponds thanks to its low voltage (24 V DC)

## ACCESSORIES

Description	Product details	Item no.	Item no. (GB-Version)
LunAqua Power LED cable 10 m > Page 312	10 m extension cable for the LunAqua Power LED spotlight, suitable for extending the line between the spotlight and the driver (max. 4 x per line)	42636	-
LunAqua Power LED Driver 3 m > Page 312	Robust IP 68 driver for powering the LunAqua Power LED headlight system	57821	-





**1. InScenio FM-Master Home/Cloud**

Can be controlled using a smartphone or tablet thanks to the extension with innovative Wi-Fi technology.

**2. Watertight flexibility in the system**

Can be used with LunAqua Power LED spotlights – thanks to robust underwater connection technology, even to a water depth of 4 m.

**3. Flexible implementation possibilities**

Can be used as fountain illumination, ground installation or wall installation.

**TECHNICAL DATA**

Product		LunAqua Power LED Set 1	LunAqua Power LED Set 3	LunAqua Power LED W	LED-Floating Fountain Illumination white
Dimensions (Ø x H)	mm			80 x 117	
Rated voltage			-	0 - 24 V / 350 mA / DC	-
Rated voltage (primary, secondary)		230 V / 50 Hz, 0 - 24 V / 350 mA / DC		-	230 V / 50 Hz, 0 - 24 V / 350 mA / DC
Lamp power consumption	W			5.8	
Energy efficiency class light fixture <sup>1</sup>				F	
Weighted energy consumption per lamp	kWh/1000h			7	
Power consumption of set	W	8	19	-	19
Protection class				IP 68	
Cable length 24 V device (with power unit)	m	3.00 (Power unit) + 5.00		-	20.00 (Power unit) + 5.00
Cable length 24 V device	m		-	5.00	-
Net weight	kg	2.10	3.30	0.50	5.60
Guarantee (+ request guarantee) <sup>*</sup>	Years			2 + 1	
Bulb type				LED	
Number of individual LEDs	Units			1	
Luminous flux	lm			580	
Light colour				Warm-white	
Colour temperature	K			2700	
Beam angle				30 Degrees	
Item no. (GB-Version)				-	
<b>Item no.</b>		<b>42633</b>	<b>42634</b>	<b>42635</b>	<b>42637</b>

<sup>\*</sup>Guarantee valid under the guarantee conditions from OASE. Can be viewed at [www.oase.com/guarantee](http://www.oase.com/guarantee)

<sup>1</sup> Further information on the energy efficiency class on page 446

# LunAqua Maxi LED

## All-rounder in modern stainless steel design

### + MORE LIGHT

One additional LunAqua Maxi LED Solo spotlight can be retrofitted on each (12 V safety transformer not supplied)

### + FRIENDLY ON THE EYES

Pleasant, warm white light colour of the 3 W Power LED in a set of 1 or 3

### + INCLUDED

Peg and wall mounting tool included

### + FLEXIBLE ANGLE

With replaceable optics for a beam angle of 10° or 30°

### + HIGH-QUALITY

Spotlights in a star circuit with 12 V safety transformer and rubber hose line

### + WATERPROOF

Protection class IP68 – suitable for permanent underwater use (connection: IP44)



## TECHNICAL DATA

Product	LunAqua Maxi LED Solo	LunAqua Maxi LED Set 3
Dimensions (Ø x H)	mm	52 x 117
Rated voltage		0 - 12 V / 700 mA / DC
Rated voltage (primary, secondary)	-	220 - 240 V / 50/60 Hz, 0 - 12 V / 700 mA / DC
Lamp power consumption	W	3
Energy efficiency class light fixture <sup>1</sup>		F
Weighted energy consumption per lamp	kWh/1000h	3
Power consumption of set	W	-
Protection class	IP 68	IP44 (power supply), IP 68
Cable length 12 V device (with power unit)	m	2.00 (Power unit) + 5.00
Net weight	kg	1.20
Guarantee (+ request guarantee) <sup>*</sup>	Years	4.20
Bulb type		3 + 2
Number of individual LEDs	Units	LED
Luminous flux	lm	1
Light colour		180
Colour temperature	K	Warm-white
Beam angle		2700
Item no. (GB-Version)		30 Degrees
Item no.	50509	-
		50508

<sup>\*</sup>Guarantee valid under the guarantee conditions from OASE. Can be viewed at [www.oase.com/guarantee](http://www.oase.com/guarantee)

<sup>1</sup> Further information on the energy efficiency class on page 446

# LunAqua Mini LED

Compact and fine: For accents in the garden and pond

**+ HIGH-QUALITY**

Timeless, beautiful stainless steel look

**+ SELECTION**

1 W power LED, available in neutral or warm white

**+ FLEXIBLE**

Adjustable head for optimal spotlight direction

**+ FLEXIBLE**

Adjustable head for optimal beam angle direction

**+ MINI**

This compact light fixture delightfully fits in with every garden and pond design



**+ INCLUDED**

Three spotlights connected in series, including a 12 V safety transformer

**+ VERSATILE**

An all-rounder for the illumination of fountains, pond landscapes, gardens and terraces

Smart garden controls & lighting

## TECHNICAL DATA

Product	LunAqua Mini LED	LunAqua Mini LED warm
Dimensions (Ø x H)	mm	75 x 110
Rated voltage (primary, secondary)		220 - 240 V / 50/60 Hz, 0 - 12 V / 350 mA / DC
Lamp power consumption	W	< 1
Energy efficiency class light fixture <sup>1</sup>	F	G
Weighted energy consumption per lamp kWh/1000h		2
Power consumption of set	W	2
Protection class		IP44 (power supply), IP 68
Cable length 12 V device (with power unit)	m	2.00 (Power unit) + 3.00
Cable length between spotlights	m	1.50
Net weight	kg	2.00
Guarantee (+ request guarantee) <sup>*</sup>	Years	3 + 2
Bulb type		LED
Number of individual LEDs	Units	1
Luminous flux	lm	100
Light colour		Neutral white
Colour temperature	K	4000
Beam angle		30 Degrees
Item no. (GB-Version)		-
<b>Item no.</b>	<b>50512</b>	<b>50513</b>

<sup>\*</sup>Guarantee valid under the guarantee conditions from OASE. Can be viewed at [www.oase.com/guarantee](http://www.oase.com/guarantee)

<sup>1</sup> Further information on the energy efficiency class on page 446

# LunAqua 3 LED

## The powerful classic for underwater use

### + HIGH-LIGHT!

Powerful 220 lumens for particularly bright illumination

### + SIMPLE

Quick plug 'n' play installation

### + WATERPROOF

Protection class IP68 – suitable for permanent underwater use (connection: IP44)

### + FLEXIBLE

Adjustable head for optimal beam angle direction



### + ENERGY-SAVING

Particularly energy-efficient with only 3 watts of power consumption

### + EVERYTHING INCLUDED

In the set: one or three spotlights, 12 V transformer, rubber hose pipe, one or three pegs

### + WIDE LIGHTING

Ideal for flexibly configuring warm white light accents in the garden and pond



## TECHNICAL DATA

Product	LunAqua 3 LED Set 1	LunAqua 3 LED Set 3
Dimensions (Ø x H)	mm	75 x 140
Rated voltage (primary, secondary)		230 V / 50 Hz, 12 V / AC
Lamp power consumption	W	3
Energy efficiency class light fixture <sup>1</sup>		G
Weighted energy consumption per lamp	kWh/1000h	4
Power consumption of set	W	4
Protection class		IP44 (power supply), IP 68
Cable length 12 V device (with power unit)	m	2.00 (Power unit) + 5.00
Net weight	kg	1.42
Guarantee <sup>1</sup>	Years	2
Bulb type		LED
Number of individual LEDs	Units	3
Luminous flux	lm	220
Light colour		Warm-white
Colour temperature	K	2700
Beam angle		30 Degrees
Item no. (GB-Version)		-
<b>Item no.</b>	<b>57034</b>	<b>57035</b>

<sup>1</sup> Guarantee valid under the guarantee conditions from OASE. Can be viewed at [www.oase.com/guarantee](http://www.oase.com/guarantee)

<sup>1</sup> Further information on the energy efficiency class on page 446

# LunAqua Classic LED

The all rounder—underwater and above the water

**+ FLEXIBLE**

Adjustable head for optimal beam angle direction

**+ RADIANT AND BRIGHT**

A total of 120 lumens ensures particularly powerful illumination

**+ ENERGY-SAVING**

Very energy efficient with a power consumption of only 1.3 watts per lighting fixture

**+ FRIENDLY ON THE EYES**

LED light with pleasantly warm white light

**+ WIDE BEAM ANGLE**

Perfect for plants and other highlights in the pond and garden

**+ WATERPROOF**

The light fixture is permanently suitable for use under water (protection class IP68, connection: IP44)



Smart garden controls & lighting

## TECHNICAL DATA

Product	LunAqua Classic LED Set 1	LunAqua Classic LED Set 3
Dimensions (Ø x H)	mm	75 x 114
Rated voltage (primary, secondary)		230 V / 50 Hz, 12 V / AC
Lamp power consumption	W	1.3
Energy efficiency class light fixture <sup>1</sup>		F
Weighted energy consumption per lamp	kWh/1000h	2
Power consumption of set	W	3
Protection class		IP44 (power supply), IP 68
Cable length 12 V device (with power unit)	m	2.00 (Power unit) + 5.00
Net weight	kg	1.50
Guarantee <sup>1</sup>	Years	3.10
Bulb type		2
Number of individual LEDs	Units	LED
Luminous flux	lm	3
Light colour		120
Colour temperature	K	Warm-white
Beam angle		3000
Item no. (GB-Version)		25 Degrees
Item no.	50527	-
		50530

<sup>1</sup>Guarantee valid under the guarantee conditions from OASE. Can be viewed at [www.oase.com/guarantee](http://www.oase.com/guarantee)

<sup>1</sup> Further information on the energy efficiency class on page 446

# LunAqua Terra LED

## Warm light recessed in the ground - as complete install set

### + WATERPROOF TO PROTECTION CLASS IP68

No water entry possible thanks to the high-quality design according to protection class IP68, the lamp is suitable for permanent, safe operation above and under the water (connection: IP44)

### + HIGH-QUALITY

Made of shiny stainless steel material

### + INCLUDED

Six-way distributor and low-voltage plug-in transformer (sets)

### + ROBUST AND ECONOMICAL

Traversable, energy-efficient LED light

### + WARM WHITE

LED light with pleasantly diffused warm white light

### + EXPANDABLE

Supplement as required with LunAqua Terra LED Solo (supplied without power supply unit)

### + EASY CLIP

With a stainless steel clip for mounting in a 40 mm hole – no sleeve required



## RECOMMENDED ADDITIONAL PRODUCTS

Description	Product details	Item no.	Item no. (GB-Version)
LunAqua Terra LED extension cable 10 m > Page 312	10 m extension cable (IP 44) for the LunAqua Terra LED in-ground light fixture Suitable for bulb and 6x connector Connection of a max. 2 extension cables per strand is possible	51057	not available in GB!

## TECHNICAL DATA

Product	LunAqua Terra LED Set 6	
Dimensions (Ø x H)	mm	45 x 15
Rated voltage		-
Rated voltage (primary, secondary)		230 V / 50 Hz, 12 V / AC
Lamp power consumption	W	0.25
Energy efficiency class light fixture <sup>1</sup>		G
Weighted energy consumption per lamp	kWh/1000h	1
Power consumption of set	W	4
Protection class		IP44 (power supply), IP 68
Power cable length	m	10.00
Net weight	kg	2.06
Guarantee <sup>1</sup>	Years	2
Bulb type		LED
Luminous flux	lm	14
Light colour		Warm-white
Colour temperature	K	3000
Beam angle		diffuse
Item no. (GB-Version)		not available in GB!
<b>Item no.</b>		<b>50729</b>

<sup>1</sup>Guarantee valid under the guarantee conditions from OASE. Can be viewed at [www.oase.com/guarantee](http://www.oase.com/guarantee)

<sup>1</sup> Further information on the energy efficiency class on page 446

# Ring lighting

## Atmospheric LED light ring for copper bowls, water feature nozzles and Filtral UVC filter

**+ FLEXIBLE FIT**

Whether for OASE ½" water feature nozzles, Filtral UVC filters or copper bowls: the adapter insert ensures flexible adjustment of the inner diameter

**+ SAFE**

Suitable for permanent use under water (protection class IP68)

**+ WARM WHITE**

Pleasantly soft light colour (colour temperature 3000 Kelvin) that lights up the water gently

**+ ROBUST**

Very stable brass housing



### TECHNICAL DATA

**NEW**

<b>Product</b>	Fountain Ring LED Set	
Dimensions (Ø x H)	mm	99 x 19
Rated voltage (primary, secondary)		-
Power consumption	W	2.4
Energy efficiency class light fixture <sup>1</sup>		G
Weighted energy consumption per lamp	kWh/1000h	3
Protection class		IP44 (power supply), IP 68
Power cable length	m	5.00
Net weight	kg	0.80
Guarantee <sup>1</sup>	Years	2
Bulb type		LED
Luminous flux	lm	140
Light colour		Warm-white
Colour temperature	K	2700
Item no. (GB-Version)		-
<b>Item no.</b>		<b>88264</b>

<sup>1</sup>Guarantee valid under the guarantee conditions from OASE. Can be viewed at [www.oase.com/guarantee](http://www.oase.com/guarantee)

<sup>1</sup> Further information on the energy efficiency class on page 446

# Wall spout lights

## Exciting LED lighting effects for geometric OASE wall spouts



Suitable for permanent use under water (protection class IP68)



Whether round or square – the LED lighting makes all geometric wall water spouts shine



Pleasantly soft light colour (colour temperature 3000 Kelvin) that lights up the water gently



Very stable plastic housing

### TECHNICAL DATA



<b>Product</b>	Wall Spout LED Set	
Dimensions (Ø x H)	mm	35 x 42
Rated voltage (primary, secondary)		-
Power consumption	W	2.4
Energy efficiency class light fixture <sup>1</sup>		G
Weighted energy consumption per lamp	kWh/1000h	3
Protection class		IP44 (power supply), IP 68
Power cable length	m	3.00
Net weight	kg	0.80
Guarantee <sup>*</sup>	Years	2
Bulb type		LED
Luminous flux	lm	120
Light colour		Warm-white
Colour temperature	K	2700
Item no. (GB-Version)		-
<b>Item no.</b>		<b>88263</b>

<sup>\*</sup>Guarantee valid under the guarantee conditions from OASE. Can be viewed at [www.oase.com/guarantee](http://www.oase.com/guarantee)

<sup>1</sup> Further information on the energy efficiency class on page 446





# Waterfall Illumination

LED waterfall illumination—for stylish light accents in the evening

**+ HARMONIOUS**

Uniform lighting due to almost invisible LEDs

**+ WATERPROOF**

Protection class IP68—suitable for permanent underwater use (connection: IP44)



**+ PRETTY**

LED lighting for waterfalls and for terrace or pond edge decoration with a width of 30, 60 or 90 cm

**+ RETROFITTABLE**



The innovative plastic slides in subtle grey allow uncomplicated retrofitting of the waterfall lighting at any time

**+ HIGH-QUALITY**

Stainless steel frame

## RECOMMENDED ADDITIONAL PRODUCTS

Description		Item no.	Item no. (GB-version)
Waterfall 30	> Page 278	50704	-
Waterfall 60	> Page 278	50585	-
Waterfall 90	> Page 278	50706	-
Waterfall Kit 30	> Page 277	70774	-
Waterfall Kit 60	> Page 277	70775	-
Waterfall XL 30	> Page 278	70771	-
Waterfall XL 60	> Page 278	70772	-
Waterfall XL 90	> Page 278	70773	-



**1. Attractive water pattern**

The light rail is placed at an optimal height in the waterfall and supports a harmonious water pattern.

**2. LED technology**

The LEDs ensure a pleasant light and they are also extremely durable and energy-efficient.

**TECHNICAL DATA**

Product		Waterfall Illumination 30	Waterfall Illumination 60	Waterfall Illumination 90
Dimensions (L x W x H)	mm	300 x 15 x 15	600 x 15 x 15	900 x 15 x 15
Rated voltage (primary, secondary)			220 - 240 V / 50/60 Hz, 12 V / DC	
Power consumption	W	5	10	13
Energy efficiency class light fixture <sup>1</sup>			G	
Weighted energy consumption per lamp	kWh/1000h	4	7	10
Protection class			IP44 (power supply), IP 68	
Power cable length	m		10.00	
Net weight	kg	1.12	1.28	1.70
Guarantee <sup>1</sup>	Years		2	
Bulb type			LED	
Luminous flux	lm	90	180	250
Light colour			Neutral white	
Colour temperature	K		3500	
Item no. (GB-Version)			-	
<b>Item no.</b>		<b>51205</b>	<b>51209</b>	<b>51980</b>

<sup>1</sup>Guarantee valid under the guarantee conditions from OASE. Can be viewed at [www.oase.com/guarantee](http://www.oase.com/guarantee)

<sup>1</sup> Further information on the energy efficiency class on page 446

# LunaLed

## Radiant LED illumination for bubbling stones

### + WATERPROOF


Protection class IP68 – suitable for permanent underwater use

### + SIMPLE TO INSTALL

The innovative hose connector makes it possible: Simply feed the mains cable through the opening – it is not necessary to thread it through the entire length of the hose

### + FLOOD LIGHT

Beam angle of the LED:  
72°



### + INCLUDED


Low-voltage plug-in transformer included in the scope of delivery

### + COOL LIGHT

With six or nine cold-white LEDs

## RECOMMENDED ADDITIONAL PRODUCTS

Description	Product details	Item no.	Item no. (GB-Version)
Aquarius Universal Premium Eco 3000 > Page 132	The Aquarius Universal Premium fountain pumps are a strong partner for the LunaLed when it comes to the frost-proof operation of spring stones and fountains. In addition to being used under water, it is also suitable for dry installation.	57390	-
Aquarius Universal Premium Eco 4000 > Page 132		57392	-
Aquarius Universal Premium 4000 > Page 132		56614	-
Aquarius Universal Classic 600 > Page 134	The Aquarius Universal Classic fountain pumps are a strong partner for the LunaLed when it comes to the operation of spring stones and fountains. In addition to being used under water, it is also suitable for dry installation.	36975	36977
Aquarius Universal Classic 1000 > Page 134		36950	36980
Aquarius Universal Classic 1500 > Page 134		36951	36983
Aquarius Universal Classic 2000 > Page 134		36953	36978



**1. Stainless steel cap**

The high quality stainless steel cap enables fast adjustment of the water flow rate and protects the LED from damage.



**2. Amount of water required**

The right pump is crucial for an appropriate fountain height; it is best to select the pump based on the water flow rate. Do not forget that hose length and diameter also play a role.

**TECHNICAL DATA**

Product		LunaLed 6s	LunaLed 9s
Dimensions (Ø x H)	mm	30 x 70	50 x 70
Rated voltage (primary, secondary)		230 V / 50 Hz, 12 V / DC	
Lamp power consumption	W	< 1	
Energy efficiency class light fixture <sup>1</sup>		G	
Weighted energy consumption per lamp	kWh/1000h	1	
Power consumption of set	W	2	
Protection class		IP44 (power supply), IP 68	
Power cable length	m	10.00	
Net weight	kg	0.60	0.80
Guarantee <sup>*</sup>	Years	2	
Inlet connections	mm	19	25
Inlet connections		¾"	1"
Bulb type		LED	
Number of individual LEDs	Units	6	9
Luminous flux	lm	8	10
Light colour		Cold-white	
Colour temperature	K	6000	
Beam angle		72 Degrees	
Item no. (GB-Version)		75074	75075
<b>Item no.</b>		<b>50114</b>	<b>50115</b>

<sup>\*</sup>Guarantee valid under the guarantee conditions from OASE. Can be viewed at [www.oase.com/guarantee](http://www.oase.com/guarantee)

<sup>1</sup> Further information on the energy efficiency class on page 446

# Lighting & power accessories

## TECHNICAL DATA



<b>Product</b>	LunAqua Terra LED extension cable 10 m	
Power cable length	m	10.00
Cable cross section	mm <sup>2</sup>	0.25
Rated voltage	12 V / AC	
Protection class	IP 44	
Net weight	kg	0.20
Guarantee *	Years	2
Description	10 m extension cable (IP 44) for the LunAqua Terra LED in-ground light fixture Suitable for bulb and 6x connector Connection of a max. 2 extension cables per strand is possible	
Stockist PU in pc.	not available in GB!	
<b>Item no.</b>	<b>51057</b>	

\*Guarantee valid under the guarantee conditions from OASE. Can be viewed at [www.oase.com/guarantee](http://www.oase.com/guarantee)

## TECHNICAL DATA



Product	LunAqua Power LED Driver 20 m	LunAqua Power LED Driver 3 m	LunAqua Power LED cable 10 m
Dimensions (L x W x H)	mm	167 x 94 x 70	-
Rated voltage	-		0 - 24 V / 350 mA / DC / 700 mA / DC
Rated voltage (primary, secondary)	230 V / 50 Hz, 0 - 24 V / 350 mA / DC / 700 mA / DC		-
Power consumption	W	30	-
Number of cable outputs	Units	4	-
Power cable length	m	20.00	3.00
Cable cross section	mm <sup>2</sup>	-	0.34
Protection class	IP 68		-
Net weight	kg	2.80	2.00
Guarantee (+ request guarantee) *	Years	2 + 1	
Description	Robust IP 68 driver for power supply of the LunAqua Power LED spotlight system Watertight all-round, also to a depth of 4 m  Flexible connections for up to 4 spotlights: 2 x LunAqua Power LED or 1 x LunAqua Power LED XL and 2 x LunAqua Power LED or 4 x LunAqua Power LED  Easy and safe operation above water and underwater – standard regulations do not allow use in swim ponds		10 m extension cable for the spotlight LunAqua Power LED  Suitable for extending the cable between spotlights and driver (max. 4x per strand)  Watertight all-round, also to a depth of 4 m
Item no. (GB-Version)	-		
<b>Item no.</b>	<b>45236</b>	<b>57821</b>	<b>42636</b>

\*Guarantee valid under the guarantee conditions from OASE. Can be viewed at [www.oase.com/guarantee](http://www.oase.com/guarantee)

## TECHNICAL DATA



Product	Connection Kit Wall Spout	Transformer 30 VA with 3 outputs
Net weight	kg	0.50
Description	Quick and easy installation of the wall outlets on any wall Also simplifies the subsequent installation of the wall spout lighting.	12 V transformer suitable for LED ring (art. 84171) and/or wall spout lighting (art. 84183) Up to 3 LED rings or wall spout lights can be operated simultaneously.
Item no. (GB-Version)	-	
<b>Item no.</b>	<b>85857</b>	<b>85858</b>

# Lighting & power accessories

## TECHNICAL DATA



Product	ProfiLux Garden LED controller	ProfiLux Garden LED cable 7.5 m
Dimensions (L x W x H)	mm 210 x 109 x 69	-
Rated voltage	-	24 V / DC
Rated voltage (primary, secondary)	230 V / 50 Hz, 24 V / DC	-
Power consumption	W 30	-
Number of cable inputs	Units 1	-
Number of cable outputs	Units 4	-
Power cable length	m 5.00	7.50
Cable cross section	mm <sup>2</sup> -	0.25
Protection class		IP 68
Net weight	kg 1.86	0.50
Guarantee (+ request guarantee) *	Years	2 + 1
OASE Control connection	Yes	-
Description	Robust underwater controller for control and power supply of the ProfiLux Garden LED RGB spotlight Enables connection of up to 4 spotlights Easy and safe operation above water and underwater – standard regulations do not allow use in swim ponds Watertight all-round, also to a depth of 4 m	7.5 m connecting cable for the ProfiLux Garden LED RGB spotlight Suitable for extending the cable between spotlights and controller (max. 1x per strand) Safe connection and operation of the light fixtures underwater Watertight all-round, also to a depth of 4 m
Item no. (GB-Version)		-
Item no.	<b>42639</b>	<b>42640</b>

\*Guarantee valid under the guarantee conditions from OASE. Can be viewed at [www.oase.com/guarantee](http://www.oase.com/guarantee)

## TECHNICAL DATA



Product	OASE Control connection cable 2.5 m	OASE Control connection cable 5.0 m	OASE Control connection cable 10.0 m	OASE Control connection cable 30.0 m	OASE Control cable connector
Power cable length	m 2.50	5.00	10.00	30.00	-
Cable cross section	mm <sup>2</sup>	0.22			-
Protection class		IP 68			
Net weight	kg 0.20	0.30	0.60	1.80	0.04
Guarantee *	Years	2			
Description	Special cable suitable for underwater use for bi-directional communication, e.g. between pumps, filters and control devices 4-wire, shielded cable with a plug-and-socket connection				Connecting piece plug/socket with 4 screws
Item no. (GB-Version)					-
Item no.	<b>47038</b>	<b>47039</b>	<b>47040</b>	<b>72713</b>	<b>47788</b>

\*Guarantee valid under the guarantee conditions from OASE. Can be viewed at [www.oase.com/guarantee](http://www.oase.com/guarantee)

# PLANTS & DECORATION







## PLANTS & DECORATION

EMBANKMENT MATS &  
EMBANKMENT BAGS

> [From page 316](#)

PLASTIC PLANT BASKETS

> [From page 317](#)

TEXTILE PLANT BASKETS

> [From page 318](#)

WATER SPOUTS & POND FIGURES

> [From page 319](#)

DECORATIVE ROCK-LIKE COVERS

> [From page 320](#)

Further information is  
available at:  
[www.oase.com/en/  
plants-decoration](http://www.oase.com/en/plants-decoration)



# Embankment mats & marginal plant holders

Give plants a firm hold



**+** TAKE IT EASY

The OASE coconut embankment mat makes covering and planting pond bank areas simple and straightforward



**+** OPTIMAL HOLD

A mesh size of 20 x 20 mm makes planting easy

## TECHNICAL DATA

Product	Coconut embankment mats 1 x 20 m	Marginal plant holder jute
Roll weight	kg 15.00	-
Colour	Brown	Sand
Material	Coconut	Jute
Item no. (GB-Version)	not available in GB!	-
<b>Item no.</b>	<b>53762</b>	<b>36296</b>

# Plastic plant baskets

## Classic plant aid for pond plants



**+** MATERIAL

Made of durable, rot-resistant plastic

**+** SUITABLE FOR

Aquatic plants near the bank and in areas of shallow water

**+** PROTECTING THE LINER

Only fine roots grow through the planting basket, which protects the pond liner against aggressive root growth



### TECHNICAL DATA

<b>Product</b>	Plant basket display (filled)	
Dimensions (L x W x H)	cm	84 x 67 x 115
Volume in litres	l	-
Pallet content	Units	675
Description	Rot resistant plant baskets made of robust plastic	
	Contains 675 plant baskets, please pay attention to pallet content	
Item no. (GB-Version)	-	
<b>Item no.</b>	<b>57757</b>	

### TECHNICAL DATA

<b>Product</b>	Plant basket round 13	Plant basket round 22	Plant basket water lilies round 40	Plant basket rectangular 11	Plant basket rectangular 19	Plant basket rectangular 23	Plant basket rectangular 28	Plant basket rectangular 35	Plant basket oval 45	
Volume in litres	l	1	5	35	1	3	7	14	32	12
Pallet content	Units	100	90	10	100	75	40	60		
Info	Baskets are available separately									
Item no. (GB-Version)	-									
<b>Item no.</b>	<b>52630</b>	<b>52632</b>	<b>54318</b>	<b>53754</b>	<b>52631</b>	<b>52633</b>	<b>53755</b>	<b>54313</b>	<b>53756</b>	

# Textile plant baskets

Flexible and robust – secure support for small and large water plants



## MATERIAL

Made of durable, rot-resistant fabric



## OPTIMAL HOLD

For aquatic plants at the bottom of the pond



## HEALTHY PLANT GROWTH

The water and nutrient exchange necessary for healthy plant growth can take place unhindered through the material

## TECHNICAL DATA

Product		Plant basket textile round 15	Plant basket textile round 25	Plant basket textile rectangular 18	Plant basket textile rectangular 25	Plant basket textile rectangular 30
Volume in litres	l	3	12	6	16	27
Content display	Units			50		
Item no. (GB-Version)				-		
Item no.		51189	51190	51191	51201	51203



# Water spouts & pond figures

## A timeless eye-catcher: Decorative water jet

### WATER SPOUTS



Technical data		Water spouts Fish	Water spouts Frog	Water spouts Turtle
Dimensions (L x W x H)	mm	240 x 130 x 155	250 x 190 x 100	230 x 170 x 125
Description		Made of weather resistant polyresin Supplementary oxygen supply for the pond 13 mm brass hose connection		
Item no. (GB-Version)				
Item no.		36777	36774	36778

### POND FIGURES



Technical data		Pond figures Heron	Pond figures Duckling	Pond figures Mallard duck drake	Pond figures Mallard duck female
Dimensions (L x W x H)	mm	500 x 170 x 760	130 x 70 x 75	400 x 150 x 170	
Description		Lifelike addition to the pond landscape The heron model is an effective protection against raiding herons.	Lifelike addition to the pond landscape		
Item no. (GB-Version)					
Item no.		36868	36863	36864	36865

# Decorative rock-like covers

## Decorative stone-like covers for buried OASE filters as well as garden sockets

### + ATTRACTIVE LOOK

Decorative cover with an appealing rock-like appearance, suitable for the OASE products FiltoClear, FiltoMatic CWS, BioPress as well as InScenio FM-Master



### + CONCEALED

Hides the technical filter heads completely and, thanks to its rock-like appearance, fits attractively into the natural environment of the pond landscape

### + STABLE

Robust and made of weather-resistant material for a design with long-lasting appeal

## TECHNICAL DATA

NEW

Product	FiltoMatic Cap CWS L	FiltoMatic Cap CWS XL	FiltoCap sand	InScenio Rock sand	FiltoCap stone grey
Dimensions (L x W x H)	mm 450 x 450 x 300	450 x 650 x 300	570 x 570 x 320	300 x 300 x 400	580 x 580 x 330
Net weight	kg 4.60	5.26	4.16	2.30	4.16
Guarantee	Years	2			
For covering	FiltoMatic 7000, FiltoMatic 14000	FiltoMatic 25000	FiltoClear 3000—30000 (all sizes)	InScenio	FiltoClear 5000—31000 (all sizes)
Colour	Stone-grey		Sand		Stone-grey
Item no. (GB-Version)	-				
Item no.	50268	50269	50420	50417	77831

\*Guarantee valid under the guarantee conditions from OASE. Can be viewed at [www.oase.com/guarantee](http://www.oase.com/guarantee)



# POND CLEANING & SKIMMERS







## SKIMMERS

SKIMMER 250

> [From page 326](#)

PROFISKIM, PROFISKIM WALL

> [From page 327](#)

SWIMSKIM

> [From page 329](#)

AQUASKIM

> [From page 330](#)

BIOSYS SKIMMER

> [From page 331](#)

## CLEANING

PONDOVAC

> [From page 334](#)

POND VACUUM & POOL  
VACUUM ACCESSORIES

> [From page 344](#)

USEFUL POND AIDS

> [From page 346](#)

---

**i** SELECTION GUIDE FOR SKIMMERS

> [From page 324](#)

**i** SELECTION GUIDE  
FOR SLUDGE VACUUMS

> [From page 332](#)

Further information is  
available at:  
[www.oase.com/en/  
skimmers-cleaning](http://www.oase.com/en/skimmers-cleaning)





# OUR SURFACE SKIMMERS COMPARED



PRODUCT	Skimmer	ProfiSkim		ProfiSkim Wall	SwimSkim	
	250	100	Premium	100	25	50
Pond surface max. in m <sup>2</sup>	250	80	65	30	25	50
Filter volume in l	27	12	7	-	0.9	4.5
Max. pump output in l/h	15000	10000–20000	6000–16000	16000	2500	3500
Dimensions (L x W x H) in mm	775 x 440 x 590	780 x 585	500 x 340	273 x 267 x 408	332 x 297 x 263	450 x 400 x 390
<b>Item no.</b>	<b>57480</b>	<b>57134</b>	<b>51185</b>	<b>70895</b>	<b>57384</b>	<b>50170</b>
<b>Item no. (GB-Version)</b>	-	-	-	-	<b>50124</b>	-
Page	> Page 326	> Page 327		> Page 328	> Page 329	

# First impressions count

Our versatile range of skimmers is suitable for surfaces up to 250 m<sup>2</sup> and also for ponds with fish stock and even swimming ponds. The SwimSkim does not require a separate pump and is therefore ideal for retrofitting. Some skimmers are intended for installation in the pond; others are for the pond edge and can be easily hidden there using rock-style coverings.

The floating Skimmer 250 has a capacity of 27 l for surface particles and is especially durable due to its stainless-steel finish. Tip: When positioning and aligning the skimmer, always orient it to the flow and wind direction.



**AquaSkim**

20	40	Gravity
20	40	40
1.2	1.4	1.4
8000	20000	20000
	350 x 800	170 x 260
<b>51236</b>	<b>56907</b>	<b>51237</b>

> Page 330



**BioSys Skimmer +**

50
12
16000
580 x 400 x 450
<b>57137</b>

> Page 331

# Skimmer 250

## Floating to maximum capacities

**+ FLOATING**

Optimal adaptation to possible water level differences

**+ POWERFUL**

Skims pond surfaces of up to 250 m<sup>2</sup>

**+ FIRST CLASS**

Especially large inlet and powerful suction power ensure sensational skimming results



**+ INCLUDED**

Mounting material is included in the scope of delivery

**+ SPACIOUS**

27 litre stainless steel dirt trap

**+ DURABLE**

Extremely long service life due to the high-quality use of stainless steel elements

### TECHNICAL DATA

Product	Skimmer 250	
Dimensions (L x W x H)	mm	775 x 440 x 590
Rated voltage		220—240 V / 50 Hz
Power consumption	W	250
Power cable length	m	10.00
Net weight	kg	31.00
Guarantee *	Years	2
Max. flow rate	l/min	250
Max. flow rate	l/h	15000
Pressure-side connection		G 1 ½
Filter volume	l	27
Skimmer opening width	mm	520
Pond surface, max.	m <sup>2</sup>	250
Item no. (GB-Version)		-
<b>Item no.</b>		<b>57480</b>

\*Guarantee valid under the guarantee conditions from OASE. Can be viewed at [www.oase.com/guarantee](http://www.oase.com/guarantee)



# ProfiSkim

## The pro for the shallow water zone



### IN COMBINATION

Perfect supplement for gravity-fed or pump-fed filter systems



### AMPHIBIAN PROTECTION

Due to low flow speed at the overflow edge (only for the ProfiSkim 100)



### FIRMLY FIXED

Stable base made of stainless steel



### EVEN FINER

A basket with a mesh size of 2 mm is available on request



### YOU CHOOSE

Can be used in either gravity-fed (DN 110) or pump-fed operation (includes adapter 2" [50 mm])



### IDEAL

For use in the shallow water zone



### EFFECTIVE

Optimal water supply ensures enormous suction power



### EASY CLEAN

Large, easy-to-clean stainless steel basket with 8 mm mesh size

## TECHNICAL DATA

Product		ProfiSkim 100	ProfiSkim Premium
Dimensions (L x W)	mm	780 x 585	500 x 340
Net weight	kg	13.06	9.10
Guarantee (+ request guarantee) *	Years		3 + 2
Height adaptation			350—550 mm
Connections, outlet	mm		50
Outlet connections			2", DN 110
Rec. flow rate (pump-fed)	l/h	10000-20000	6000-16000
Rec. flow rate (gravity-fed)	l/h	10000-12000	6000-12000
Filter volume	l	12	7
Pond surface, max.	m <sup>2</sup>	80	65
Item no. (GB-Version)			-
<b>Item no.</b>		<b>57134</b>	<b>51185</b>

\*Guarantee valid under the guarantee conditions from OASE. Can be viewed at [www.oase.com/guarantee](http://www.oase.com/guarantee)

# ProfiSkim Wall

## The professional skimmer for pond wall and pool wall

### + ADJUSTABLE

Easy to clean from the front and from the top – thanks to the easily removable dirt basket

### + AMPHIBIAN PROTECTION

The integrated dirt basket protects both the equipment and newts, thanks to a built-in animal ladder

### + PERFECT FIT!

Perfectly suited for OASE gravity-fed systems



### + PRACTICAL

Wall extension, width extension, height extension and high-quality stainless steel covers (as optional accessories)

### + FIRMLY FIXED

Install the skimmer securely on a wall

### + SURFACE AREA

Skims pond surfaces of up to 30 m<sup>2</sup>

## ACCESSORIES

Product	Product details	Item no.	Item no. (GB-Version)
Height extension ProfiSkim Wall > Page 328	Versatile installation under a terrace or a wooden bridge – the height extension compensates for differences in height.	<b>70926</b>	-
Skimmer extension ProfiSkim Wall > Page 328	Practical skimmer extension for wall installations.	<b>70927</b>	-
Wide mouth extension ProfiSkim Wall > Page 328	More efficient dirt removal thanks to the helpful width extension.	<b>70928</b>	-
Stainless steel cover STD ProfiSkim Wall > Page 328	The high-quality stainless steel trim provides a refined look.	<b>70929</b>	-
Stainless steel cover WM ProfiSkim Wall > Page 328		<b>70930</b>	-

## TECHNICAL DATA

Product	ProfiSkim Wall 100	
Dimensions (L x W x H)	mm	273 x 267 x 408
Net weight	kg	2.80
Guarantee (+ request guarantee) *	Years	3 + 2
Possible water level difference		120 mm
Skimmer opening width	mm	210
Pond surface, max.	m <sup>2</sup>	30
Pump capacity, min.	l/h	6000
Pump capacity, max.	l/h	16000
Rec. flow rate (gravity-fed)	l/h	12000
Outlet connections		DN 110
Item no. (GB-Version)		-
<b>Item no.</b>		<b>70895</b>

\*Guarantee valid under the guarantee conditions from OASE. Can be viewed at [www.oase.com/guarantee](http://www.oase.com/guarantee)



# SwimSkim

## Floating for clear water surfaces

**+ SURFACE AREA**

Effectively skims pond surfaces of up to 50 m<sup>2</sup>



**+ VENTURI FUNCTION**

Prevents deposits at the bottom



**+ LOW CONSUMPTION**

Particularly energy-saving eco motor technology

**+ CLEARS YOUR VIEW**

Removes dirt directly on the surface – allowing you to experience significantly better water quality and letting you see deeper

**+ AUTOMATIC**

Adapts to any water level from a depth of 40 cm

**+ INJECTOR**

For better oxygen supply to the pond

**+ OASE EXPERTISE**

Particularly effective suction performance thanks to patented hinge technology

### TECHNICAL DATA

Product	SwimSkim 25	SwimSkim 50
Dimensions (L x W x H)	mm 332 x 297 x 263	450 x 400 x 390
Rated voltage	220—240 V / 50 Hz	
Power consumption	W 40	45
Power cable length	m	10.00
Net weight	kg 2.68	4.54
Guarantee*	Years	2
Guarantee (+ request guarantee)*	Years	2 + 1
Filter volume	l 0.9	4.5
Possible water level difference	Unlimited	
Pond surface, max.	m <sup>2</sup> 25	50
Pump capacity, max.	l/h 2500	3500
Aerator function	l/h 300	600
Whirlpool function	No	Yes
Item no. (GB-Version)	50124	-
<b>Item no.</b>	<b>57384</b>	<b>50170</b>

\*Guarantee valid under the guarantee conditions from OASE. Can be viewed at [www.oase.com/guarantee](http://www.oase.com/guarantee)



# AquaSkim

## Variable stationary and gravity fed skimmer

### + COMPATIBLE

The AquaSkim Gravity – with high-quality DN160/110 adapter, for easy integration into DN 110 line systems

### + SURFACE AREA

Effectively skims pond surfaces of up to 40 m<sup>2</sup>

### + NICE AND EASY

The easily accessible coarse dirt basket makes device maintenance a breeze

### + CLEARS YOUR VIEW

Removes dirt directly on the surface – allowing you to experience significantly better water quality and letting you see deeper

### + SIMPLE REMOVING

The dirt basket can be removed even from a distance thanks to the practical grip hooks

### + IDEAL

Perfectly suited to working in conjunction with all AquaMax Eco Premium filter and watercourse pumps

### + PERFECT

Ideally, run the AquaSkim 20 with the AquaMax Eco Premium 4000–8000 pump

### + FIRMLY PLANTED

Fill the large tray on the stand with stones to weigh it down



## TECHNICAL DATA

Product		AquaSkim 20	AquaSkim 40	AquaSkim Gravity
Dimensions (Ø x H)	mm		350 x 800	170 x 260
Net weight	kg	1.60	1.82	1.28
Guarantee (+ request guarantee) *	Years		3 + 2	
Height adaptation		370—850 mm	380—880 mm	-
Tube diameter	mm		80	110
Filter volume	l	1.2		1.4
Possible water level difference		100 mm		120 mm
Pond surface, max.	m <sup>2</sup>	20		40
Pump capacity, min.	l/h	4000		8000
Pump capacity, max.	l/h	8000		20000
Connections, outlet	mm		25 / 32 / 38	-
Outlet connections			1", 1 ¼", 1 ½"	DN 110
Item no. (GB-Version)			-	
<b>Item no.</b>		<b>51236</b>	<b>56907</b>	<b>51237</b>

\*Guarantee valid under the guarantee conditions from OASE. Can be viewed at [www.oase.com/guarantee](http://www.oase.com/guarantee)



# BioSys Skimmer

## Skimmer for installation on the pond edge

**+ FIRMLY FIXED**

Install the skimmer directly on the edge of the pond, firmly in the soil

**+ SUPER SKIMMER**

Effectively skims pond surfaces of up to 50 m<sup>2</sup>

**+ SIMPLE**

Simply flange the skimmer onto the pond liner

**+ ADAPTATION**

The skimmer independently adapts to fluctuations in water level up to 100 mm

**+ CONVENIENT**

Coarse dirt is particularly easy to remove

**+ BEST CHOICE**

For operation with the optionally available AquaMax Eco Premium filter pumps (in the integrated pump vault)

**+ INCLUDED**

Cover with natural rock-like appearance is included



### TECHNICAL DATA

Product	BioSys Skimmer +	
Dimensions (L x W x H)	mm	580 x 400 x 450
Net weight	kg	5.32
Guarantee (+ request guarantee) *	Years	3 + 2
Possible water level difference		100 mm
Skimmer opening width	mm	220
Filter volume	l	12
Pond surface, max.	m <sup>2</sup>	50
Pump capacity, min.	l/h	6000
Pump capacity, max.	l/h	16000
Connections, outlet	mm	25 / 32 / 38
Outlet connections		1", 1 ¼", 1 ½"
Item no. (GB-Version)		-
<b>Item no.</b>		<b>57137</b>

\*Guarantee valid under the guarantee conditions from OASE. Can be viewed at [www.oase.com/guarantee](http://www.oase.com/guarantee)

# Powerful against dirt and sludge

Even the best filter systems or skimmers sometimes don't help:

At some point, so much sludge is collected by sinking food, plant remains and other things at the bottom of the pond that a decent thorough cleaning is necessary. If the silt is ignored, sludge can form and become a muddy, persistent problem that affects the ecological balance in the pond in the long term. The result: extensive algae growth. Using extreme power, the OASE pond sludge vacuums tackle the mud and remove even stubborn residue.

Our extensive range contains a wide assortment of models for every pond size and a whole host of applications.



## AT A GLANCE

PondoVac:	Premium	5	4	3	Classic
Small ponds	••	••	••	••	••
Medium-sized ponds	••	••	••	••	••
Large and swimming ponds	••	••	••	••	••
Suction power and convenience	•••	•••	•••	•••	•••

# OUR SLUDGE VACUUMS AT A GLANCE



## PONDOVAC PREMIUM

The clue is in the name: a premium pond vacuum for daily use, including commercial applications. Maximum suction power of up to 20000 litres per hour. The inbuilt high-performance pump offers full flexibility even in rough terrain. The ideal partner for larger ponds such as swimming ponds or for the professional user.

(> From page 334)



## PONDOVAC 5

Has even stronger suction power than the PondoVac 4. Also with inbuilt transfer pump. This allows full flexibility even with frequent use and difficult terrain. Thanks to the optional floating hose connection, the vacuum can even handle smaller swimming ponds or pools.

(> From page 336)



## PONDOVAC 4

Also equipped with the two-chamber system, but with a more powerful turbine and a comprehensive range of accessories. The PondoVac 4 therefore provides convenient vacuuming even for regular use. The perfect solution for medium-sized ponds or pools.

(> From page 338)



## PONDOVAC 3

Equipped with the patented two-chamber system, the PondoVac 3 allows continuous vacuuming with no irritating interruptions. Ideal for occasional use on small to medium-sized ponds or pools.

(> From page 340)



## PONDOVAC CLASSIC

Simple sludge vacuum for occasional use on smaller ponds. Can also be used as a dry vacuum. Requires short waiting periods for automatic emptying of the container.

(> From page 342)

# PondoVac Premium

High-performance vacuum for professional pond and pool cleaning

**+ MADE IN GERMANY**

Precise and reliable engineering skills at a particularly high level of quality

**+ PROFESSIONAL STANDARD**

You can use your PondoVac Premium to clean garden ponds, swimming pools or natural pools. Or use it as a high-performance wet vacuum cleaner around your household or business premises

**+ QUIET**

The suction power of the turbine is exceptionally quiet at only < 60 dB (A)

**+ EXTREME**

Strong suction performance of up to 20,000 l/h – non-stop

**+ FULL FLEXIBILITY**

Thanks to the robust chassis with four solid rubber wheels and parking brake, the PondoVac Premium is fully mobile and stable

**+ SENSOR-CONTROLLED**

The 95 litre container is emptied via sensor control





**1. In use:**

PondoVac Premium

**2. Easy cleaning**

The flexible connections enable access to the tank without bothersome disconnection of the connecting lines.

**3. Drain with C-connection**

On the pressure side, the PondoVac Premium has an aluminium C-connection for the drain hose - reliable and sealed.

**4. Strong feed pump**

The integrated feed pump with a capacity of 27000 l/h is a real powerhouse and pumps particles up to 50 mm in size.

**TECHNICAL DATA**

Product	PondoVac Premium	
Dimensions (L x W x H)	mm	605 x 580 x 970
Rated voltage		230 V / 50 Hz
Power consumption	W	1500
Power consumption pump	W	800
Power cable length	m	7.50
Net weight	kg	42.00
Guarantee (+ request guarantee) *	Years	2 + 1
Suction depth max.	m	2.60
Max. flow rate	l/h	20000
Pump capacity, max.	l/h	27000
Floating hose application		50 mm
Item no. (GB-Version)		41388
<b>Item no.</b>		<b>40256</b>

\*Guarantee valid under the guarantee conditions from OASE. Can be viewed at [www.oase.com/guarantee](http://www.oase.com/guarantee)



# PondoVac 5

## Pond & pool vacuum with integrated feed pump

**+ DOUBLE EQUIPMENT**

The drain hose has a C-connection on both sides

**+ FLEXIBLE**

Drain away any amount of dirty water

**+ GOODBYE WASTE WATER**

Also pumps out waste water across different heights

**+ MONSTER SUCTION**

Depending on the conditions of use, it can achieve up to 8000 l/h of suction

**+ DEEPACTION**

The PondoVac 5 achieves a maximum suction depth of 2.50 m with its powerful 1700 W motor with optimised blade geometry

**+ MONITORING**

The transparent suction tube lets you keep an eye on the flow at all times

**+ MANUAL**

With hand-held controls for regulating the suction power

**+ NON-STOP TECHNOLOGY**

With an integrated drainage pump for non-stop suction

**+ MOVE IT**

With its transport wheels and adjustable handle, you can move your PondoVac quickly and with little effort

**+ BIG WHEEL DESIGN**

More ground clearance, noise-reducing tyres included

**+ VERSATILE**

You can use your PondoVac 5 to clean garden ponds, swimming pools or natural pools. Or use it as a high-performance wet vacuum cleaner around your household or business premises





**1. In use:**

PondoVac 5

**2. Drain with C-connection**

On the pressure side, the PondoVac 5 has plastic C-connection for the discharge hose - reliable and sealed.

**3. Big Wheel chassis**

Special large wheels (155 mm) ensure suitability for rough terrain. The extremely quiet tyres are specially designed for low-noise whilst in operation

**4. Pre-filter bags**

Larger particles such as pebbles or leaves are retained in the tank. Emptying occurs with convenience via zipper. For retention of smaller particles > 1 mm an additional fine filter sack is included for the outlet - not suitable for pond silt.

**TECHNICAL DATA**

Product	PondoVac 5	
Dimensions (L x W x H)	mm	436 x 425 x 716
Rated voltage		230 V / 50 Hz
Power consumption	W	1700
Power consumption pump	W	900
Power cable length	m	7.50
Net weight	kg	24.30
Guarantee (+ request guarantee) *	Years	2 + 1
Suction depth max.	m	2.50
Max. flow rate	l/h	8000
Length, suction hose	m	5.00
Length, discharge hose	m	10.00
Floating hose application		38 mm
Item no. (GB-Version)		41983
<b>Item no.</b>		<b>41982</b>

\*Guarantee valid under the guarantee conditions from OASE. Can be viewed at [www.oase.com/guarantee](http://www.oase.com/guarantee)



# PondoVac 4

Powerful pond and pool vacuum—  
entirely without bothersome interruptions

**+ VERSATILE**

You can use your PondoVac 4 to clean garden ponds, swimming pools or natural pools. Or use it as a high-performance wet vacuum cleaner around your household or business premises

**+ NON-STOP TECHNOLOGY**

The two cylinders of the same size in the two-chamber system fill and empty simultaneously, in an alternating fashion. This enables non-stop suction

**+ MONITORING**

The transparent suction tube lets you keep an eye on the flow at all times

**+ DEEP ACTION**

Achieves a maximum suction depth of 2.40 m with its powerful 1700 W motor with optimised blade geometry

**+ MANUAL**

With hand-held controls for regulating the suction power

**+ MOVE IT**

With its transport wheels and adjustable handle, you can move your PondoVac quickly and with little effort

**+ HIGH SUCTION**

Achieves up to 5000 l/h, depending on the operating conditions







**1. Handle, transport rollers + suction tube receptacle**

Fast and convenient transport to the pond site via the adjustable and ergonomic handle.

**2. Hand regulator**

For adjusting the suction power, for example in shallow water. Likewise, it also enables intermittent back flushing of clogged nozzles.

**3. Dirt collection basin**

For retaining coarse particles > 1 mm at the outlet of the cleaned water – not suitable for pond sludge

**4. Optional accessories:**

Brush nozzle

**TECHNICAL DATA**

Product	PondoVac 4	
Dimensions (L x W x H)	mm	435 x 395 x 670
Rated voltage		230 V / 50 Hz
Power consumption	W	1700
Power cable length	m	4.00
Net weight	kg	13.10
Guarantee (+ request guarantee) *	Years	2 + 1
Suction depth max.	m	2.40
Max. flow rate	l/h	5000
Length, suction hose	m	5.00
Length, discharge hose	m	2.50
Floating hose application		Not possible
Item no. (GB-Version)		42939
<b>Item no.</b>		<b>50388</b>

\*Guarantee valid under the guarantee conditions from OASE.  
Can be viewed at [www.oase.com/guarantee](http://www.oase.com/guarantee)



# PondoVac 3

Convenient and effective—without any interruptions

## + VERSATILE

You can use your PondoVac 3 to clean garden ponds, swimming pools or natural pools. Or use it as a high-performance wet vacuum cleaner in the household or business

## + MOVE IT

Thanks to its transport wheels and adjustable handle, you can move your PondoVac 3 quickly and with little effort

## + HIGH SUCTION

Achieves up to 4000 l/h, depending on the operating conditions

## + MONITORING

The transparent suction tube lets you keep an eye on the flow at all times


## + DEEP ACTION

Achieves a maximum suction depth of 2.10 m with its powerful 1600 W motor



## + NON-STOP TECHNOLOGY

The two cylinders of the same size in the two-chamber system fill and empty simultaneously, in an alternating fashion. This enables non-stop suction



**1. In use:**

PondoVac 3

**2. Handle, transport rollers + suction tube receptacle**

Fast and convenient transport to the pond site via the adjustable and ergonomic handle.

**3. Dual-chamber system**

Two same-size cylinders are filled and emptied in alternating cycles. Thus, non-stop vacuuming is enabled.

**4. Waste water discharge**

Simply dispose of it as organic fertiliser in a flower bed or the sewer.

**TECHNICAL DATA**

Product	PondoVac 3	
Dimensions (L x W x H)	mm	435 x 395 x 670
Rated voltage		230 V / 50 Hz
Power consumption	W	1600
Power cable length	m	4.00
Net weight	kg	12.62
Guarantee (+ request guarantee) *	Years	2 + 1
Suction depth max.	m	2.10
Max. flow rate	l/h	4000
Length, suction hose	m	4.00
Length, discharge hose	m	2.50
Floating hose application		Not possible
Item no. (GB-Version)		37148
<b>Item no.</b>		<b>37102</b>

\*Guarantee valid under the guarantee conditions from OASE. Can be viewed at [www.oase.com/guarantee](http://www.oase.com/guarantee)



# PondoVac Classic

Patented convenience for suction cleaning without interruptions

**+ DEEP ACTION**

Achieves a maximum suction depth of 2 m

**+ 1400 WATTS**

Effective sludge removal thanks to powerful 1400 W motor

**+ SMART**

Fully automatic activation and emptying thanks to intelligent motor electronics

**+ MONITORING**

The transparent suction tube lets you keep an eye on the flow at all times

**+ HIGH SUCTION**

Achieves up to 3000 l/h, depending on operating conditions



**+ DESIGN**

Compact and with a 27 litre dirty water tank



**1. In use:**

PondoVac Classic

**2. Switch**

Illuminated rocker switch for starting the vacuum process.

**3. Plug connections**

For fast installation of the suction and discharge hoses.

**4. Quick release**

For easy opening of the motor unit.

**TECHNICAL DATA**

Product		PondoVac Classic
Dimensions (L x W x H)	mm	370 x 370 x 580
Rated voltage		220—240 V / 50 Hz
Power consumption	W	1400
Power cable length	m	4.00
Net weight	kg	9.50
Guarantee *	Years	2
Suction depth max.	m	2.00
Max. flow rate	l/h	3000
Length, suction hose	m	4.00
Length, discharge hose	m	2.00
Floating hose application		Not possible
Item no. (GB-Version)		50110
<b>Item no.</b>		<b>50529</b>

\*Guarantee valid under the guarantee conditions from OASE.  
Can be viewed at [www.oase.com/guarantee](http://www.oase.com/guarantee)



# Pond vacuum & pool vacuum accessories

## TECHNICAL DATA



<b>Product</b>	Extension discharge set PondoVac
Suitable for	PondoVac Classic, PondoVac 3, PondoVac 4
Item no. (GB-Version)	-
<b>Item no.</b>	<b>55448</b>

## TECHNICAL DATA



<b>Product</b>	Floating hose Set PondoVac 5
Suitable for	PondoVac 5
Item no. (GB-Version)	-
<b>Item no.</b>	<b>41984</b>

## TECHNICAL DATA



<b>Product</b>	Premium rollable hose-rubberised C-52-10
Suitable for	PondoVac Premium
Item no. (GB-Version)	-
<b>Item no.</b>	<b>40302</b>

## TECHNICAL DATA



<b>Product</b>	Extension hose PondoVac 5
Suitable for	PondoVac 5
Item no. (GB-Version)	-
<b>Item no.</b>	<b>43487</b>

## TECHNICAL DATA



<b>Product</b>	Telescopic pole PondoVac
Suitable for	PondoVac 5, PondoVac Premium
Item no. (GB-Version)	-
<b>Item no.</b>	<b>40303</b>

## TECHNICAL DATA



<b>Product</b>	Suction bell PondoVac Premium
Suitable for	PondoVac Premium
Item no. (GB-Version)	-
<b>Item no.</b>	<b>40304</b>

### TECHNICAL DATA



<b>Product</b>	Wide area nozzle PondoVac Premium
Suitable for	PondoVac Premium
Item no. (GB-Version)	-
<b>Item no.</b>	<b>40307</b>

### TECHNICAL DATA



<b>Product</b>	Round nozzle PondoVac Premium
Suitable for	PondoVac Premium
Item no. (GB-Version)	-
<b>Item no.</b>	<b>40305</b>

### TECHNICAL DATA



<b>Product</b>	Flat nozzle PondoVac Premium
Suitable for	PondoVac Premium
Item no. (GB-Version)	-
<b>Item no.</b>	<b>40306</b>

### TECHNICAL DATA



<b>Product</b>	Floating hose PondoVac Premium
Suitable for	PondoVac Premium
Item no. (GB-Version)	-
<b>Item no.</b>	<b>40301</b>

### TECHNICAL DATA



<b>Product</b>	Discharge hose stable PondoVac Premium
Suitable for	PondoVac Premium
Item no. (GB-Version)	-
<b>Item no.</b>	<b>41298</b>

# Useful pond helpers



<b>Product</b>	Profi Pond net	
Dimensions (L x W x H)	cm	40 x 30 x 20
Shape		rectangular
Mesh size		0.5 mm
Guarantee *	Years	2
Handle type		telescopic
Handle length, min.	cm	113
Max. handle length	cm	190
Total length, max.	cm	230
Item no. (GB-Version)		-
<b>Item no.</b>		<b>50078</b>


\*Guarantee valid under the guarantee conditions from OASE. Can be viewed at [www.oase.com/guarantee](http://www.oase.com/guarantee)



<b>Product</b>		Pond net triangular	Pond net round extra big	Algae net triangular
Dimensions (L x W x H)	cm	40 x 41 x 25	56 x 56 x 32	38 x 39 x 19
Shape		triangular	round	triangular
Mesh size		4 mm		2 mm
Guarantee *	Years	2		
Handle type		telescopic		
Handle length, min.	cm	70	90	60
Max. handle length	cm	150	160	150
Total length, max.	cm	190	216	188
Item no. (GB-Version)		-		
<b>Item no.</b>		<b>84308</b>	<b>84310</b>	<b>84318</b>

\*Guarantee valid under the guarantee conditions from OASE. Can be viewed at [www.oase.com/guarantee](http://www.oase.com/guarantee)

## NETS



<b>Product</b>		Fish net small	Fish net large	Algae net small	Algae net large	Pond net foldable	Pond net rectangular
Dimensions (L x W x H)	cm	25 x 25 x 17	38 x 38 x 26	25 x 17 x 7	38 x 26 x 9	40 x 38 x 45	37 x 30 x 25
Shape		round	round	rectangular	rectangular	triangular	rectangular
Mesh size		9 mm		0.3 mm		5 mm	
Guarantee *	Years	2					
Handle type		fixed	telescopic	fixed		telescopic	
Handle length, min.	cm	88	74	88	74	90	70
Max. handle length	cm	88	140	88	140		150
Total length, max.	cm	113	178	113	178	190	187
Shape		round		rectangular		triangular	rectangular
Item no. (GB-Version)		-					
<b>Item no.</b>		<b>36300</b>	<b>36299</b>	<b>36298</b>	<b>36297</b>	<b>84296</b>	<b>84297</b>

\*Guarantee valid under the guarantee conditions from OASE. Can be viewed at [www.oase.com/guarantee](http://www.oase.com/guarantee)



# Useful pond helpers

> Pond cover nets, grabbers & dipping nets

## POND SHEARS/POND PLIERS



<b>Product</b>		FlexiCut 2 in 1	EasyPick
Dimensions (L x W x H)	cm	166 x 6 x 4	137 x 9 x 9
Handle type		fixed	telescopic
Max. handle length	cm	158	207
Guarantee	Years		2
Handle type		fixed	telescopic
Item no. (GB-Version)		-	-
<b>Item no.</b>		<b>51243</b>	<b>40291</b>

\*Guarantee valid under the guarantee conditions from OASE. Can be viewed at [www.oase.com/guarantee](http://www.oase.com/guarantee)

## AQUANET POND NETS



<b>Product</b>		AquaNet pond net 1 / 3 x 4 m	AquaNet pond net 2 / 4 x 8 m	AquaNet pond net 3 / 6 x 10 m
Dimensions (L x W)	cm	300 x 400	400 x 800	600 x 1000
Mesh size		20 mm	20 mm	20 mm
Number of ground stakes	Units	8	12	18
Guarantee	Years		2	
Mesh size			20 mm	
Item no. (GB-Version)		-	-	-
<b>Item no.</b>		<b>53751</b>	<b>53752</b>	<b>53753</b>

\*Guarantee valid under the guarantee conditions from OASE. Can be viewed at [www.oase.com/guarantee](http://www.oase.com/guarantee)

## ACCESSORIES



<b>Product</b>		Spare net Profi Fish net	Spare net Profi Pond net	Spare scissor head FlexiCut 2 in 1
Suitable for		Profi Fish net	Profi Pond net	FlexiCut 2 in 1
Item no. (GB-Version)		-	-	-
<b>Item no.</b>		<b>50956</b>	<b>50961</b>	<b>51272</b>

# CARE PRODUCTS & FISH MEDICINE



## CARE PRODUCTS

### WATER ANALYSIS

> [From page 352](#)

### STARTER CULTURES

> [From page 354](#)

### A: IMPROVE WATER QUALITY

> [From page 358](#)

### B: BIND NUTRIENTS

> [From page 362](#)

### C: CONTROL ALGAE

> [From page 366](#)

### D: CLEANING AND MAINTENANCE

> [From page 370](#)

## FISH MEDICINE

> [From page 372](#)

---

### **i** SELECTION GUIDE

> [From page 350](#)

### **i** THE A-B-C CONCEPT: THE THREE-STEP PLAN TO AN ALGAE-FREE POND

> [From page 356](#)

### **i** SPECIES OF ALGAE

> [From page 368](#)

Further information is available at:  
[www.oase.com/en/pond-treatments-fish-medicine](http://www.oase.com/en/pond-treatments-fish-medicine)



# SELECTION MADE EASY

The right product for every season:



**In spring**



**i** Duo-Boost supports the biology of your pond > see page 357



**In summer**

Tackle sludge deposits

Get filter and pond biology back on track

Summertime is algae time. If the green pests get out of hand, you need to tackle them

Effectively prevent hazardous ammonium or nitrite values during the run-in phase

Oxygen deficiency can occur at warm temperatures, particularly during algal bloom. Counteract this quickly

Regularly ensure a balance of minerals, especially after heavy rains

To prevent algae growth, you should remove released phosphates



**PRODUCTS**

**SediFree**  
Sludge remover

**PondLith**  
Filter material based on zeolite

**OxyPlus**  
Oxygen relief

**BioKick**  
Filter starter

**OptiPond**  
Pond stabiliser

**Pack size**

500 ml

2.5 kg

500 ml

200 ml

500 ml

**Suitable for ponds up to max. in m<sup>3</sup>**

10.0

2.5

10.0

10.0

5.0

> Page 366

> Page 362

> Page 366

> Page 354

> Page 358

\*Use biocides with care. Always read the label and product information before use.



**In autumn**

**In winter**



Prepare your pond inhabitants for the winter. For an extra dose of well-being

Now it's time to store your pond technology to keep it safe over the winter. The ideal opportunity to give your products the right care and to rid them of limescale and other deposits

Ensure optimal water conditions



If you have to fill your pond with fresh water in the summer, do not forget to prepare the tap water for the pond first



**TIP:** Check your water values regularly with the QuickSticks or water analysis set. > See page 352



**PhosLess**  
Algae protection

**PhosLess Direct**  
Algae protection

**AquaActiv**  
A-B-C anti-algae programme\*

**BioKick Care**  
Natural water care

**Safe & Care**  
Water purifier

**AquaHumin**  
Pond peat

**PumpClean**  
Pond pump cleaner

500 ml

Two 1 l tubes

500 ml

500 ml

500 ml

10 l

500 ml

10.0

40.0

10.0

10.0

10.0

10.0

10 l (container)

> Page 362

> Page 362

> Page 366

> Page 358

> Page 358

> Page 362

> Page 370

# Water analysis

For safe monitoring of water values



## QuickSticks

### Water analysis

SIX-IN-ONE

Quick, easy analysis of the six most important water parameters

VALUE FOR MONEY

Enough to test 50 water samples, i.e. 300 parameters

WORKS FAST

Only takes one minute



## Professional water analysis set

### For safe monitoring of water values

PROFESSIONAL CHECK-UP

Solutions for determining eight important water parameters

PRECISE

Particularly precise measurement

CLOSE MONITORING

Phosphate test including durability-check solution





## REFILL REAGENTS

Product	Item no.	Item no. (GB-Version)
Refill pack nitrite/nitrate	50660	-
Refill pack phosphate	50661	-
Refill pack hardness/carbonate hardness	50662	-
Refill pack ammonium/ammonia	50663	-
Refill pack pH-value	50664	-

## PRODUCT OVERVIEW

Product	Product description	Item no.	Item no. (GB-Version)
QuickSticks	The QuickStick 6 in 1 test strip displays the most important water parameters at a glance. Allows even inexperienced users to easily monitor their water quality. It also contains information on the water values obtained as well as useful product recommendations.	50570	-
Water Analysis Pro Set	If you want to determine your water parameters with particular precision, with the Water Analysis Pro Set you will have the ideal partner. High-quality measuring reagents, laboratory quality glass ampoules, laminated, water-repellent colour charts, helpful application tips, interpretation aids for the measurement results and product recommendations. The set comes in a modern plastic case.	50571	-

# Starter cultures

## Starter cultures for use in filters and pond



### BioKick

#### Starter cultures for use in filters and ponds

##### STARTING AID

Activates the pond biology in the filter in spring or upon restarting the pond

##### MILLIONS STRONG

Contains more than 10 million microorganisms/g\* (\*at the time of filling)

##### PERFORMANCE BOOSTER

Optimum pond filter performance reached within just a few days



### BioKick Premium

#### Highly concentrated starter cultures for use in filters and ponds

##### THOROUGH CLEANING

Highly concentrated filter bacteria for filter systems handling heavily contaminated water

##### BILLIONS STRONG

Contains more than 50 billion microorganisms\* (\*at the time of filling)

##### PERFORMANCE BOOSTER

Optimum pond filter performance reached within just 1–2 weeks



### BioKick fresh

#### Starter cultures for use in filters and ponds

##### STARTING AID

Activates the pond biology in the filter in spring or upon restarting the pond

##### BILLIONS STRONG

Contains more than 1 billion microorganisms/g\* (\*at the time of filling)

##### PERFORMANCE BOOSTER

Optimum pond filter performance reached within just 1–2 weeks

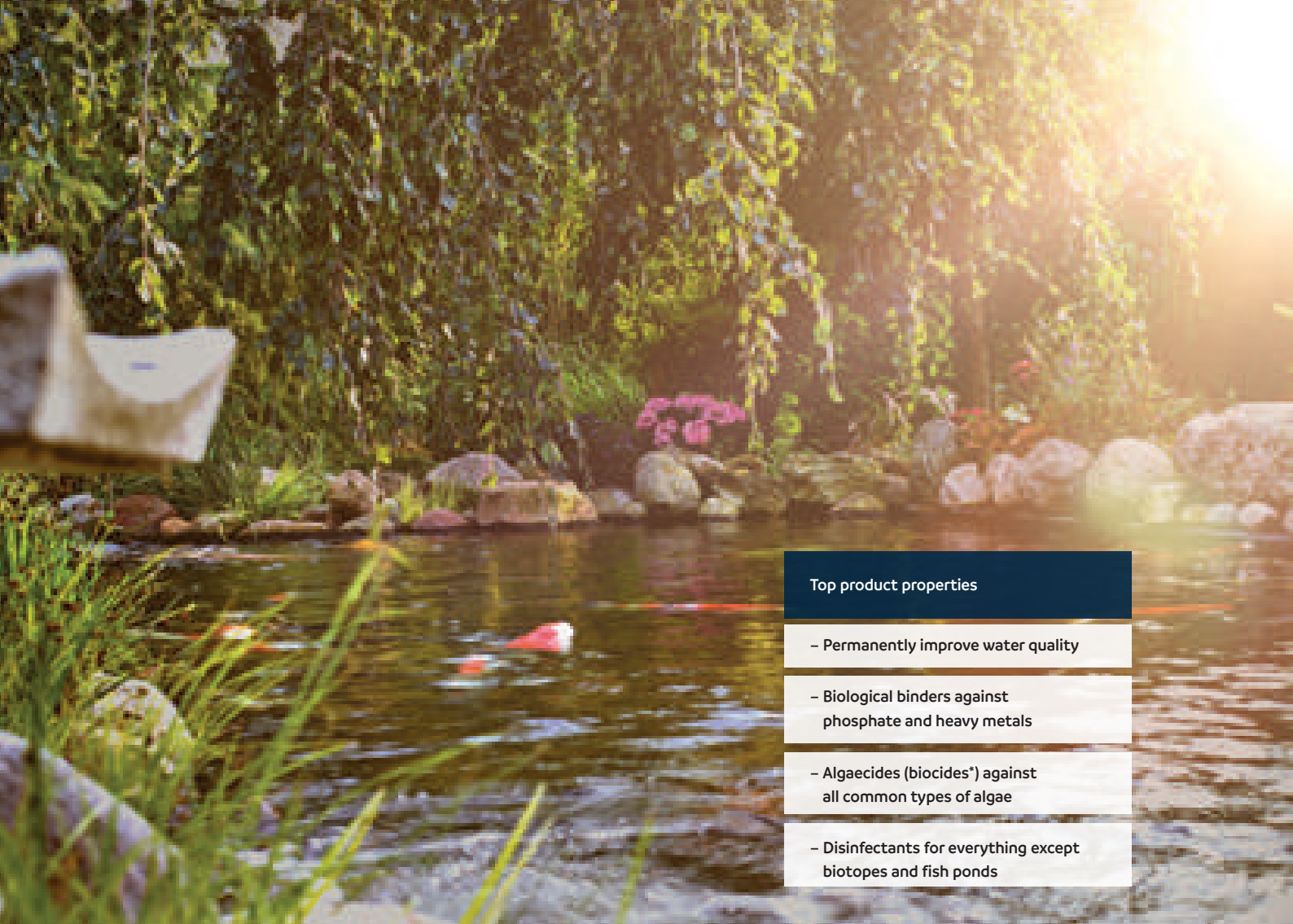




## PRODUCT OVERVIEW

Product	Product description	Container size	Suitable for ponds up to max. m <sup>3</sup>	Item no.	Item no. (GB-Version)
BioKick	This dry culture of predominantly heterotrophic bacteria strains is particularly easy to use. These bacterial strains are specialists in decomposing organic matter, such as fish excrement. They considerably accelerate the settlement of the biofilm in the pond filter. BioKick is a pure biological product and free of pathogens. It is also suitable for additional dosage after extensive filter cleaning or changing the water, in order to quickly return the filter system to maximum capacity. Since detoxification of ammonium / ammonia and nitrite starts immediately, BioKick also offers fast help for acute pond problems.	100 ml	5.0	51277	-
		200 ml	10.0	50295	75834
		2 l	100.0	50939	-
BioKick fresh	Based on the successful BioKick recipe, in addition to the significantly higher concentrations of bacteria, a nutrient solution is also included. Bacteria and nutrient solution are mixed just prior to application. In this manner within 20 minutes a fresh and highly active bacteria concentrate is produced. It ensures a particularly rapid decomposition of ammonium / ammonia and nitrite. A proportional mixture is also possible in a separate vessel. BioKick fresh is particularly suited for activation of pond installations with existing low fish stock.	500 ml	10.0	50562	75837
BioKick Premium	The liquid is prepared with highly concentrated, auto trophic bacteria strains and enzymes, which is a true innovation. Unlike other autotrophic cultures of this quality, BioKick Premium maintains its incredible bacteria density for many years, even without cooling. A partitioned eco system in the medical glass ampoules makes this possible. However if the bacteria is released, their concentrated capacity and their superiority over other heterotrophic cultures quickly becomes evident. The bacterial sustainably settles into the filter system. One ampoule contains approx. 1 billion bacterial and suffices for 10 m <sup>3</sup> of pond water. Overdosing accelerates the running-in period of the pond filter. An ampoule opener is included for particularly convenient opening.	4 x 20 ml	40.0	51280	-

\* At the time of filling, BioKick Premium is only available from March due to weather conditions



#### Top product properties

- Permanently improve water quality
- Biological binders against phosphate and heavy metals
- Algaecides (biocides\*) against all common types of algae
- Disinfectants for everything except biotopes and fish ponds

## CARE PRODUCTS

# For optimal water quality

---

Easily check the water quality in your pond with the OASE analysis sets. The concept consists of three stages: (A) natural preparation and enrichment of pond water, (B) nutrient binding without biocides\*. If A and B are not sufficient: C) OASE algaecides against excessive and therefore harmful algae growth. Everything is safe for plants and animals (restriction if sturgeon are present). Our offer is rounded off by disinfectant and cleaning agents as well as fish medicine. Rule of thumb: the better the pond pump, the less additional care is needed for your garden or swimming pond.

**Further information is available at:**  
[www.oase.com/en/pond-treatments](http://www.oase.com/en/pond-treatments)



A-B-C-D CONCEPT

# Typical pond problems – our solutions

## A: IMPROVE WATER QUALITY

With our natural ingredients you can permanently stabilise the quality of your water and counteract excessive algae growth, for example. Likewise, heavy metals, ammonium and nitrite in the incoming water are bound so quickly and thoroughly that even sensitive species of fish, including koi carp, can remain in the pond during filling. Alternatively, we also offer a filter cartridge, which is integrated into the inflow and removes toxic substances from the water during filling. This is particularly convenient when new water is added regularly and at short intervals.

- > *OptiPond* (from page 358)
- > *Safe&Care* (from page 358)
- > *BioKick Care* (from page 358)
- > *Dechlorinator* (from page 366)
- > *SediFree* (from page 366)
- > *OxyPlus* (from page 366)
- > *DuoBoost* (from page 361)

## C: CONTROL ALGAE

When algae growth can no longer be managed with water stabilisation and nutrient limitation, algaecides can be used. *AlGo Universal* can be applied to all common algae species in the pond. Other means are suitable for targeted application against thread or floating algae. *AlGo Direct* fights algae quickly and then breaks them down into their naturally occurring components, which makes it particularly recommended for swimming ponds. *PondClear* is not to be used in ponds containing sturgeon. Important: Please read labels and product information carefully.

- > *AlGo Universal\** (from page 366)
- > *AlGo Direct\** (from page 366)
- > *PondClear\** (from page 366)
- > *AlGo Greenaway\** (from page 366)

## B: BIND NUTRIENTS

Algae form particularly quickly when there is too much phosphate in the pond. To prevent this, we offer you a range of options. These include various filter cartridges, which work optimally in combination with energy-saving pond pumps (low-voltage technology) and prevent algae growth even in waters with fish stock. The cartridges are also suitable for classic swimming ponds and natural pools. We also carry biological binders that, among other things, remove phosphate and heavy metals, soften water, help with ammonium excess and lower pH. Preventive and emergency use for all pond sizes and with no chemicals.

- > *PhosLess Direct* (from page 362)
- > *PhosLess* (from page 362)
- > *PondLith* (from page 362)
- > *AquaHumin* (from page 362)

## D: CLEANING AND MAINTENANCE

We offer disinfectants for all bodies of water, from water features to ornamental fountains, garden ponds to swimming ponds, including options without chlorine and without chlorine and vinegar. All products are highly compatible with all surfaces of the pond and the technology, help combat algae and other slimy surfaces and prevent limescale deposits. Caution: disinfectants are not intended for use in biotopes and fish ponds. However, when diluted, they are safe for animals who come into contact with them when paying a visit to the pond.

- > *AlGo Fountain\** (from page 370)
- > *OxyPool\** (from page 370)
- > *PumpClean\** (from page 370)

\* Use biocidal products carefully. Always read the label and product information before use.

# A: Improve water quality

## Basis for water stabilisation



### OptiPond

#### The ideal basis for water stabilisation

##### OPTIMISER

Creates optimal water conditions (KH, GH, pH)

##### PURIFIER

Treats soft well water and rainwater to ensure that it is suitable for the application

##### SUPPLEMENTS

Adds essential minerals and macro elements

##### INSTANT AID

Helps to resolve acute problems caused by excessive levels of ammonia, nitrite or heavy metals in the pond

### Safe&Care

#### Water treatment with mucosa protection

##### PURIFIER

Treats contaminated tap water to ensure that it is suitable for the application

##### BINDS

Reliably and immediately binds to chlorine and heavy metals such as copper, lead and zinc

##### FISH FRIENDLY

Bio-protective colloids protect the mucous membrane of the fish against injuries and ectoparasites

##### NO STRESS

Reduces the stress levels of fish using vitamin complexes



### BioKick Care

#### Biological pond care

##### ACTIVATOR

Revitalises the pond water by introducing particularly important bacterial strains

##### CLARIFIER

Creates sustainably healthy, very clear pond water, ensuring visibility right into the depths

##### COLOUR BOOSTER

These natural minerals enhance the colouring of your fish

##### PROBIOTIC

Valuable probiotics boost the immune system and enhance the well-being of your fish



## PRODUCT OVERVIEW

Product	Product description	Container size	Suitable for ponds up to max. m <sup>3</sup>	Optimal supplements	Item no.	Item no. (GB-Version)
OptiPond	Heavy rainfall and biological decomposition processes ensure a continuous loss of important minerals and salts. Adequate carbonate hardness is particularly important because it can protect the pond from dangerous acid over-turns. OptiPond stabilises carbonate hardness and total hardness and thus restores a healthy environment for all pond inhabitants. The balanced recipe simulates natural conditions and generates a balance of trace elements, such as sodium, potassium, calcium or magnesium. Correctly dosed, the carbonate hardness increases by +1.5 °dKH, total hardness increases by +1.9 °dH. Likewise, OptiPond is suitable for treating low-mineral rain water or well water so that it is suitable for the pond.	500 ml	5.0	Safe&Care	50557	75823
		5 l	50.0		50558	-
BioKick Care	Japanese breeders promote the brilliant colours of their valuable koi by keeping them in tanks made of clay with a particularly high mineral content. With BioKick Care you establish similar "mud pond" conditions. In this process selected microorganisms (more than 1 billion per ml) ensure crystal clear water and decomposition of nutrients, such as ammonium or nitrite. Special filters reduce contamination residues. The lactic acid bacteria contained activate the digestive system of the fish for better absorption of nutrients and vitamins. All ingredients are of natural origin, for a biological balance. A real all-rounder when it comes to pond care. Particularly economical in the large 2l container.	250 ml	10.0	OptiPond, OxyPlus	51283	-
		500 ml	10.0		75831	only available in GB!
		2 l	100.0	51288	-	
Safe&Care	Due to strict controls, tap water is ideal for filling a pond. However what is good for people can be harmful for fish. Whether heavy metals or other residues – with the Safe&Care water treatment quickly protects against pollutants. Unlike many comparable water treatment products, Safe&Care works in seconds. Thus, even sensitive fish can remain in the pond whilst it is being filled. Natural origin protective colloids adhere to the fish like a second skin, and protect the fish from penetration of parasites.	500 ml	10.0	OptiPond	50563	70449

\* Use biocidal products carefully. Always read the label and product information before use.

# Dechlorinator

## In-line filling water treatment



### + SAFE

Keep your pond inhabitants safe in case of temporary chlorination

### + EASY TO USE

¾" quick-release coupling included in the scope of delivery



### + HIGH-PERFORMANCE ACTIVATED CARBON

Contains top-quality activated carbon

### + BINDS CHLORINE AND HEAVY METAL

Produce safe filling water in a convenient way

### + EXTREMELY ECONOMICAL

Can process 200,000 litres of water

## TECHNICAL DATA

Product	Product description	Dimensions (L x W x H)	Net weight	Min. operating pressure	Max. operating pressure	Max. flow rate	Connection	Setup type	Filter volume	Item no.	Item no. (GB-Version)
		mm	kg	bar	bar	l/h			l		
Dechlorinator	Tap water is strictly monitored and therefore ideal for filling aquariums and ponds. But what is safe for humans can be harmful to fish and plants. By using the dechlorinator, you can play it safe as most of the chlorine and heavy metals are bound during the filling process. To use the dechlorinator, the filter cartridge is simply connected to commercially available water hoses using the metal quick-release couplings supplied. This makes it easy to produce biotope-friendly filling water in a separate container without any preparation.	505 x 80 x 80	1.30	0.5	6	500	2 x 19 mm / ¾"	For dry installation only	200,000	48790	-



# DuoBoost

Provides optimal support of the pond biology – with 2-phase effect

**+ SIMPLE**

Place the gel or ball directly in the filter or pond – if the pond contains fish, place the balls in the enclosed net

**+ BASIS FOR CLEAR WATER**

Positively influences pond biology

**+ FOR ALL POND TYPES**

Important trace elements and minerals for all kinds of pond



**+ TWO-PHASE EFFECT**

- Use in two phases:
1. Gel made of highly active fluid containing enzymes and bacteria for the degradation of organic pollutants, ammonium and nitrite, as well as for activating the filter biology.
  2. Dissolvable ball measuring 2 cm or 5 cm in diameter that releases important trace elements, cosubstrates, minerals and valuable additives.



## COUNTER DISPLAY

Product	Product description	Item no.	Item no. (GB-Version)
DuoBoost	The display is ideal for placing near the counter. The display can be reused for different products and is easy to assemble. Its compact size makes it suitable even for smaller sales areas. Equipped with 18 sales units. Including DuoBoost 2 cm, 250 ml.	84239	-

## PRODUCT OVERVIEW

Product	Product description	Container size	Ball diameter	Suitable for ponds up to max.	Item no.	Item no. (GB-Version)
DuoBoost	The gel and balls can be placed straight in the filter or the pond. The balls will dissolve completely over time. If the pond contains fish, place the balls in the enclosed net before using them	2.5 l	2	90.0	78112	-
		250 ml	2	30.0	78111	-
			5	20.0	78110	-

# B: Bind nutrients



## Protects against algae through phosphate binding

### PhosLess Direct

Uses nutrient binding to protect against algae

LIVE PHYSICS!

Physically removes the phosphate that algae feeds on

EASY ON THE NOSE

Effectively binds to hydrogen sulphide before unpleasant odours can occur

EMERGENCY BRAKE

Rapid aid for elevated phosphate levels

HIGHLY EFFECTIVE

100 g binds up to 22 g of phosphate



### PhosLess

Biological protection

BINDING

Immediately and reliably binds chlorine and heavy metals such as copper, lead and zinc

RELIABLE SUPPLY

Also available in a useful refill pack

DUO-TEC

Particularly effective – thanks to 2-component technology in an exchange system

PERMANENT SOLUTION

Effectively removes phosphate for the long term

PHYSICS LIVE!

Physically removes phosphate, which is a nutrient for algae



### PondLith

Protection against algae outbreaks

HIGH PURITY

Finest natural zeolite, in the grain size 5–10 mm. In a practical filter media bag

HIGH PERFORMANCE

Particularly powerful filter material for the removal of nitrogen compounds

EMERGENCY BRAKE

Quick aid in case of ammonium excess

HERE WE GO!

Ideal support of your filter during the run-in phase

STARVED OUT

Leaves algae without important food bases

### AquaHumin

Natural nutrient removal

HUMIN

Special peat for the garden pond


USEFUL

Delivered in a practical mesh bag

SUNGLASSES EFFECT

Physical algae prevention





## PRODUCT OVERVIEW

Product	Product description	Container size	Suitable for ponds up to max. m <sup>3</sup>	Suitable for ponds with fish stock m <sup>3</sup>	Item no.	Item no. (GB-Version)
PhosLess	PhosLess filter media tubes physically withdraw the algae nutrient, phosphate, from the water. In this process the phosphates are safely stored and enclosed. If the biocidal capacity is exhausted, the unwanted nutrients are sustainably removed from the ponds ecosystem. The 2-component system is the ideal supplement for every filter installation. The containers can be directly inserted in the receptacle of the BioTec ScreenMatic <sup>2</sup> and Profi-Clear Classic provided for this purpose. You can also use PhosLess filter media tubes in any area of the pond with good water flow. A refill pack is also available.	2 l filter media tubes	40.0	10.0	36981	-
		2 bags 1 l		10.0	57477	-
PhosLess Direct	In garden ponds, phosphates are found in relatively small amounts, however they are an essential nutrient source for algae and harmful bacteria. PhosLess Direct physically withdraws phosphate from the water, so that algae infestations can be prevented. It offers fast help for acutely increased phosphate values or directly after algae treatments and lowers the proportion under the limit of 0.035 mg/l, which is required for algae growth. Ideal for use even in early spring to prevent algae infestations.	500 ml	10.0	10.0	51284	75817
		5 l	100.0	100.0	51287	-
PondLith	PondLith zeolite is a natural power mineral. Its excellent filtering effect has been appreciated for decades. In the garden pond it makes an essential contribution to good water quality; its fine pores and channels have the property of storing pollutants, particularly ammonium. Useful microorganisms also take advantage of this situation and in addition to adsorption, also support the decomposition of nitrogen compounds. Depending on the load, effective for approx. 125 days. Recommended application quantity: in ponds without fish stock 1 kg per 1000 litres of pond water, in ponds with fish stock 3 kg per 1000 litres of pond water.	2.5 kg	2.5	0.8	54049	-
AquaHumin	AquaHumin is a concentrated natural product of high-quality black peat. Its high content of humic substances contributes to the biological balance and healthy plant growth. Through its pH value and hardness reducing effect, it is ideal for protective regulation of the water values. It generates a barely noticeable amber colour of the pond water. Through this measure, the algae's supply of UV light is significantly reduced and thus there is protection against excessive algae growth. Free from chemical additives, nematodes, pathogens and substances that are toxic to plants.	10 l	10.0	10.0	53759	-

\* Use biocidal products carefully. Always read the label and product information before use.

# Filter cartridges



Quickly and effectively remove the phosphates that cause algae growth - without any biocides



## PhosLess Power Flow

For ensuring that phosphate concentrations remain at the lowest possible level, below the growth limit for algae

STRONG BINDING

Binds up to a total of 150 g of phosphate/PO43-

SPECIAL GRANULATE

The binder quickly & effectively absorbs available phosphate even at low concentrations of 0.035 mg/l (= minimum value for algae growth)

PHOSPHATE CONTROL

Enables the phosphate content to be brought down to just 0.01 mg/l\*2



## Secure Flow 3000

Pre-filter for PhosLess Flow 3000 & PhosLess Power Flow 3000

SAFE

Required if filtered water is not available

PROTECTED

Additional protection of the PhosLess cartridges against contamination

EXTRA CLEAN

Equipped with polished glass filter beads with excellent backflush properties



## PhosLess Flow 3000

Effectively and reliably lowers high phosphate concentrations to the growth limit for algae

POWERFUL

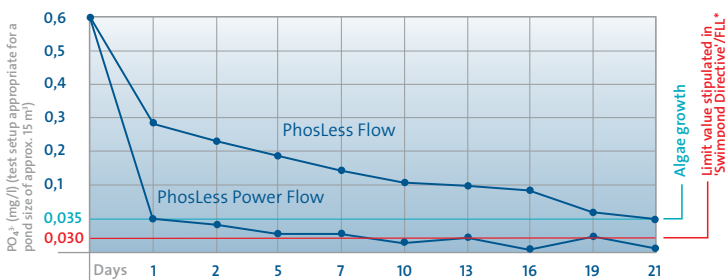
Has a total binding capacity of up to 90 g of phosphate PO43-

SPECIAL GRANULATE

The binder quickly & effectively absorbs available phosphate even at low concentrations of 0.035 mg/l (= minimum value for algae growth)

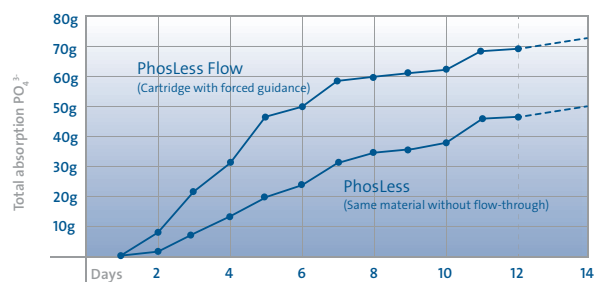
IDEAL

Optimal for starting at phosphate values greater than 0.2 mg/l PO43-

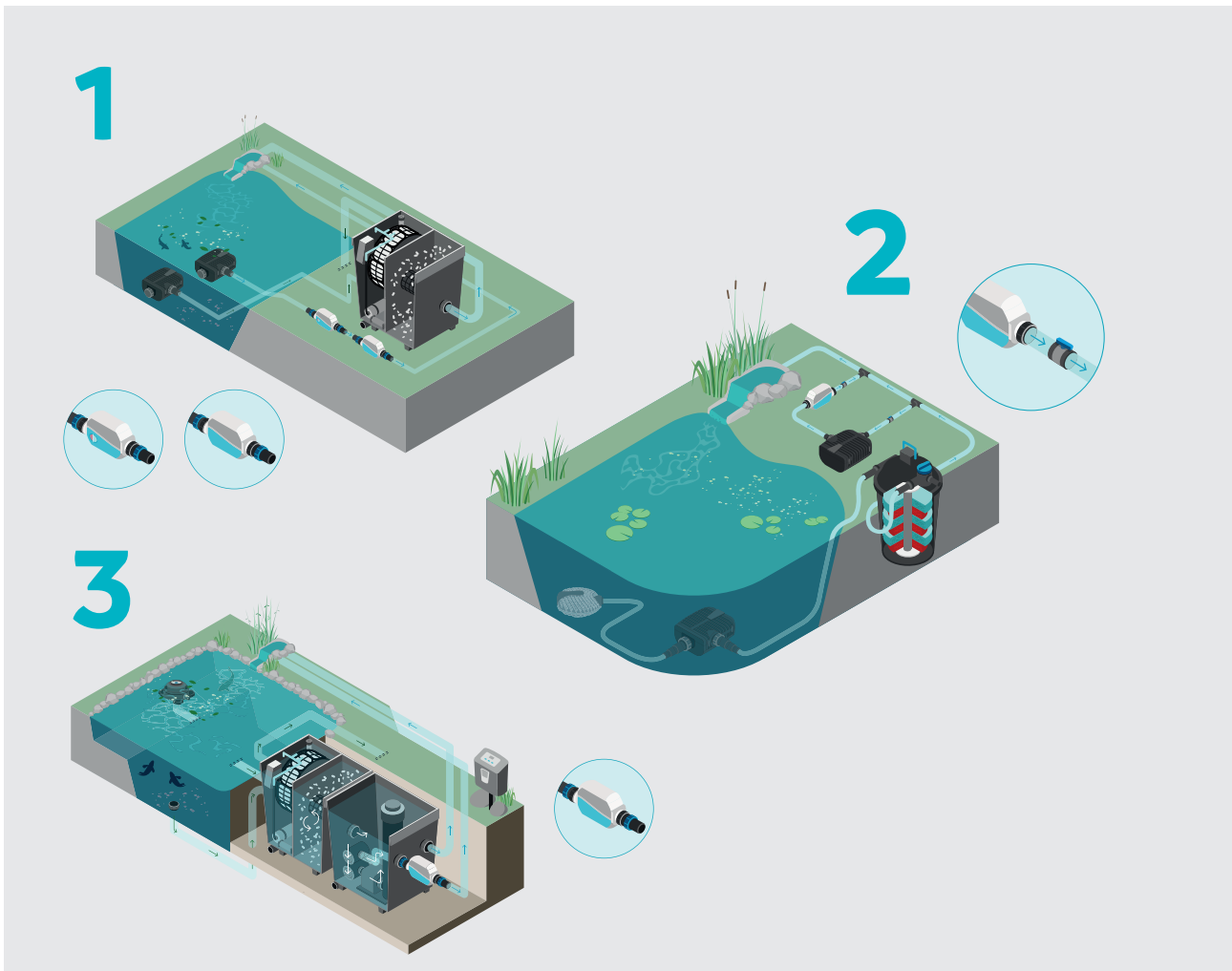


\*Forschungsgesellschaft Landschaftsentwicklung Landschaftsbau e.V. (The Landscape Development and Landscaping Research Society e.V.) (at conversion phosphorus to phosphate)

1. Comparison: With and without water force guidance with identical granulate. Result: Significantly faster absorption of phosphate through water guidance in a cartridge



2. Comparison: Absorption properties for phosphate by PhosLess Flow and PhosLess Power Flow. PhosLess Power Flow 3000 quickly and sustainably reduces the phosphate content to below the algae growth limit of 0.035 mg/l.



**1.** Secure Flow can be used in its own filter circuit alongside the filter system

**2.** In combination with a pressure filter. If necessary, use a second pump to increase the pressure

**3.** Integration in gravity-fed filter systems. Can be installed underwater or dry with a second pump.

### TECHNICAL DATA

Product		PhosLess Flow 3000	PhosLess Power Flow 3000	Secure Flow 3000
Dimensions (L x W x H)	mm		480 x 140 x 140	
Min. pressure capacity	bar		0.3	
Max. operating pressure	bar		4	
Phosphate binding capacity	g	90		150
Max. flow rate	l/h		3300	
Connection			2 x 50 mm / 2"	
Setup type			Can be set up underwater & dry installed	
Max. flow rate AquaMax Eco Premium 6000 / 12 V	l/h	2200	2000	+ PL-Flow 1800 / + PLP-Flow 1600
Max. flow rate AquaMax Eco Premium 12000 / 12 V	l/h	2600	2400	+ PL-Flow 1900 / + PLP-Flow 1700
Max. flow rate AquaMax Eco Premium 4000	l/h	2000	2200	+ PL-Flow 1900 / + PLP-Flow 1600
Item no. (GB-Version)				
<b>Item no.</b>		<b>48792</b>	<b>48791</b>	<b>48793</b>

\*Applies at 0.3 bar pressure capacity

<sup>2</sup> Limit value stipulated in 'Swim pond Directive' / FLL, The Landscape Development and Landscaping Research Society e.V. (Forschungsgesellschaft Landschaftsentwicklung Landschaftsbau e.V.) (Specified as P)

# C: Control algae

Creates clear pond water



## AIgo Universal\*

### Effective algae control

Powerful aid for combating the most common types of algae such as thread, slime or brown algae

Effectively thwarts algal metabolism

Significantly reduces algae regeneration



## AIgo Direct\*

### Quickly takes effect against thread algae

Works through direct contact

Ideal for treating localised infestations, e.g. in water-courses

Includes a KH rapid test for safe application

Also suitable for use in swimming ponds



## PondClear\*

### Ensures crystal-clear water

Makes cloudy ponds clear again

Reliably combats even the finest, unfilterable impurities

Helps you to safely remove phosphates



## AIgo Greenaway\*

### For crystal-clear pond water

Sustainably eliminates floating algae – the cause of green water

The ideal alternative for preventing green and blue algae growth

Extremely simple to use. Officially certified and approved biocidal product



## SediFree

### Effective against pond sludge

Contains high-performance bacteria for the breakdown of organic sludge deposits

Accelerates sludge removal effectively – using 2-component technology with active oxygen granulate

Prevents both of the following in a targeted way: sludge formation and prolonged turbidity



## OxyPlus


### Increases the oxygen content

Prevents dangerous gas formation

With controlled sustained release

Rapid remedy in case of oxygen deficiency, e.g. in the case of algae outbreaks or nitrite poisoning

Supports biological self-cleaning. Removes brown water discolourations



## PRODUCT OVERVIEW

Product	Product description	Container size	Suitable for ponds up to max. m <sup>3</sup>	Optimal supplements	Item no.	Item no. (GB-Version)
SediFree	Dead algae, leaves or plant remains accumulate and layers of silt form particularly in areas of the garden pond where water flow is weak. They can cause decomposition and unpleasant odours. In addition to regular cleaning of the pond with the sludge vacuum, you can gently remove and prevent deposits with SediFree. The active oxygen granulate sinks deep into the layer of silt and oxidises it. Thus, the micro-organisms that are specialised in decomposing organic material can completely perform their work. For fast effect we recommend use in a water temperature of 10° C.	500 ml	10.0	OxyPlus, PhosLess	50560	75820
		5 l	100.0		50561	-
OxyPlus	Warm temperatures, paired with strong decomposition processes or algae growth quickly result in lack of oxygen. This can become a serious hazard for pond inhabitants, particularly in the early morning hours. Fish that increasingly stay near the surface of the water and are gasping for air are an indicator. OxyPlus Increases the oxygen content quickly and without complications. And it even does it over several days thanks to the controlled-release effect. This also promotes the self-cleaning effect of the pond. The guarantor for crystal clear and healthy pond water. OxyPlus is the ideal supplement for treating silt or algae.	500 ml	10.0	-	50559	75828
AlGo Universal	AlGo Universal is the universal talent for controlling algae. Whether string algae, slime algae or other species of algae, the effective ingredient is uniformly consumed by the algae. AlGo Universal develops its effect over the course of 2 to 3 weeks. It acts in the entire pond and thus it is also suitable for areas that are difficult to access. If used as intended it is well- tolerated by plants and animals in the pond. We recommend use in the initial stages of algae growth.	500 ml	10.0	OptiPond, PhosLess	50542	70450
		5 l	100.0		50545	now available in GB!
AlGo Greenaway	Green water can quickly cloud the view into the pond and if there is excessive growth it can even endanger the pond inhabitants. AlGo Greenaway contains a special active ingredient that safely eliminates suspended algae – the cause for green pond water. A particularly sustainable effect can be achieved. Thus AlGo Greenaway is the ideal supplement after a treatment with PondClear. Even for other algae types, such as slime algae or string algae AlGo Greenaway can offer an effective alternative if there is a stubborn infestation.	500 ml	10.0	OptiPond	40235	70452
AlGo Direct	Because string algae loves clear, healthy pond water, pond owners frequently see themselves confronted with an infestation. Usually the growth is limited to local areas that can be specifically treated with AlGo Direct. Algae is killed off within a few hours' time. In this process the active ingredient decomposes into its naturally occurring components, this also allows use in the swim pond (comply with the safety wait time). Safe applications requires a carbonate hardness of at least 3°dKH. A test strip is included.	500 ml	10.0	OptiPond, PhosLess	50546	70451
		5 l	100.0		50549	now available in GB!
PondClear	In spite of filter technology, the finest, non-filterable pollutants can cause turbidity. With PondClear mineral particles from decaying organic material are flocculated. Then the flocculation can be scooped out with the net or removed via the filter system. In this process toxic heavy metal and phosphates are also removed. For safe application the carbonate hardness must be at least 3°dKH. A suitable quick test is included in the scope of delivery. Not suitable for sturgeon stock. PondClear is not approved for algae control. Consequently, for green ponds we recommend AlGo Greenaway.*	500 ml	10.0	OptiPond	50552	70453
		5 l	100.0		50555	-

\* Use biocidal products carefully. Always read the label and product information before use.




## C: Control algae

Common algae species in garden ponds:




Thread algae

**Recommendation:**  
AIGo Universal and  
AIGo Direct




Blue algae

**Recommendation:**  
AIGo Greenaway and  
AIGo Direct +  
comprehensive  
pond hygiene




Diatoms

**Recommendation:**  
AIGo Universal  
and AIGo Direct



Floating algae  
**Recommendation:**  
**ALGo Greenaway**  
**and PondClear**



Red algae  
**Recommendation:**  
**ALGo Universal**

# D: Disinfection and cleaning



## Algae protection for fountains



### AIGo Fountain\*

#### Algae protection for water features

##### HASSLE-FREE

Thanks to its long lasting effects

##### INDOORS AND OUTDOORS

Keeps ornamental fountains and other decorative water features sparkling fresh and clear

##### INSTANT AID

Urgent assistance for issues with algae, odour and slippery surfaces

##### STOPS LIMESCALE

Prevents limescale deposits



### OxyPool\*

#### Chlorine-free pond protection

##### CLEAN-UP

Reliably eradicates algae and bacteria and prevents fungal formation without the use of any chlorine

##### VERSATILE

Suitable for ornamental ponds, swimming and natural pools, larger fountains and water features

##### DOUBLE EFFECT

With hydrogen peroxide and silver ions



### PumpClean

#### Makes pond technology easy to clean

##### EFFECTIVE

Cleans pond technology such as pumps, sieves, quartz glass etc.

##### WORKS QUICKLY!

Reliably removes limescale and other deposits within 24 hours

##### FREE FROM!

Does not contain chlorine or vinegar


##### CONCENTRATED

Yields a total of 10 l of descaling solution

##### LONG LIFE

Significantly prolongs the service life of your pond pump





## PRODUCT OVERVIEW

Product	Product description	Container size	Suitable for ponds up to max. m <sup>3</sup>	Item no.	Item no. (GB-Version)
AlGo Fountain	There is no place for algae growth in decorative water features or ornamental fountains. AlGo Fountain sustainably keeps indoor and outdoor fountains fresh and clear. The ingenious recipe likewise prevents limescale deposits. Not suitable for biotopes with animals or plants! In a diluted state, it is harmless for birds or other animals that could drink it. The 5 l concentrate is sufficient for 10,000 litres of water.	500 ml	0.2	51278	75803
		5 l	10.0	40234	now available in GB!
OxyPool	Keeping larger ornamental ponds clear, clean and free of algae is an important challenge. The multi-component, environmentally friendly disinfectant OxyPool is effective without chlorine. The main ingredients are hydrogen peroxide as oxidant and silver ions for disinfection against bacteria, viruses, amoeba, fungi and algae. Easy on the skin and on the eyes it dilutes transparently and without odour. Not suitable for biotopes with fish stock. In a diluted state, it is harmless for birds or other animals that could drink it.	20 l	100.0	88252	-
PumpClean	Pond technology provides top performance daily. It's good when you can treat it with the right care. PumpClean is ideal, tested for compatibility cleaner for virtually every piece of pond equipment. Thus, limescale deposits and other contamination can be easily removed. Therefore, a long service life for your high-quality pond technology is guaranteed. PumpClean is transparent, odourless and 100 % biologically degradable.	500 ml	-	40242	75806

\* Use biocidal products carefully. Always read the label and product information before use.



# AquaActiv fish medicine


Use OASE AquaActiv fish medicine to help your pond inhabitants in case of illness, on the route to recovery or when placing new stock in the water. These competent, reliable and highly effective products promote the health and well-being of your fish. Aquarium Münster has developed these special products exclusively for OASE. These professionals in fish medicine are distinguished by over 80 years of experience in the keeping and medical treatment of aquarium fish.




1 Parasite infestation



2 Fungal infection



3 Bacterial infection



4 Fish lice infestation, anchor worms



*The illustrations are subject to the copyright of:  
 © 1 Dr Achim Bretzinger; © 2 Dr Gerald Bassleer  
 \* Medicines for aquarium fish. Do not give to  
 animals that are used for the production of food.*



Fish medicine

	AquaActiv Universal 500 ml		AquaActiv AntiParasite 500 ml		AquaActiv AntiFungus 500 ml		AquaActiv AntiBacteria 500 ml
	Against the most frequent diseases of pond fish		Against single-cell parasites		Against fungal infections		Against internal and external bacterial infections
Container size	500 ml	5 l	500 ml	5 l	500 ml	5 l	500 ml
Suitable for ponds up to max.	m <sup>3</sup> 10.0 100.0		10.0 100.0		10.0 100.0		10.0
Area of application	Unclear diagnosis Mixed infections For prevention of disease Bacterial infection Single-cell parasites (Protozoa) Fungal diseases		White-spot disease (Ichthyophthirius) Single-cell parasites (Protozoa) such as Skin parasites (Costia, Trichodina, Chilodonella) Velvet (Piscinoodinium) Cryptobia Bacterial diseases that accompany these parasites		Fungal diseases (Dermocystidium) Mould (saprolegnia) Bacterial diseases that accompany these parasites Note: Fungal infections usually occur where the skin has been injured		Internal and external bacterial infections, such as Ascites (Aeromonas, Pseudomonas) Mouth rot (Columnaris) Fin rot (myxo bacteria) Hole syndrome (Aeromonas, Pseudomonas) Streptococci Injuries, inflamed
Symptoms	Whitish-yellow, slime coverings Coverings that resemble cotton wool Ulcers, wounds, inflammations Flicking Loss of skin & scales Blood spots		Increased respiratory activity White-grey to dark velvet-like coverings White spots Projecting gills Scraping against objects Clamped fins Lethargy and emaciation		Velvet like covering on gills, body and fins Whitish brownish covering on wounds		Loss of skin & scales Swelling, reddening Broken skin, open wounds, ulcers Fin rot, raised scales Slowed / accelerated movements Flicking, cramps General darkening Protruding bellies
Item no. (GB-Version)					not available in GB!		
<b>Item no.</b>	<b>50564</b>	<b>50927</b>	<b>50565</b>	<b>50928</b>	<b>50566</b>	<b>50929</b>	<b>50568</b>



Fish medicine

	AntiArgulus	Safe&Care
	Water treatment with mucous membrane protection	Active ingredient: Diflubenzuron for fish lice and anchor worms
Container size	500 ml	500 ml
Area of application	Fish lice (Argulus) Anchor worms (Lernaea) Fish leech	Fish lice (Argulus) Anchor worms (Lernaea) Fish leech
Symptoms	Heavy abrasion Fish lice, anchor worm, fish leech (visible with the naked eye) Lethargy and emaciation	Heavy abrasion Fish lice, anchor worm, fish leech (visible with the naked eye)
Item no. (GB-Version)		not available in GB!
<b>Item no.</b>	<b>50567</b>	<b>50936</b>
		70449
		<b>50563</b>

\* GMP quality standards (Good Manufacturing Practice - guarantees constant physical, chemical and microbiological inspections, from receipt of raw material to manufacturing of the product)

\*\*The products, Universal, AntiParasite, AntiFungus, AntiBacteria and AntiArugulus are over-the-counter medications in accordance with § 60 of the German Drug Act (AMG).





# Drainage & Irrigation

# IRRIGATION & DOMESTIC WATERWORKS



## IRRIGATION PUMPS

### GARDEN PUMPS

> *From page 384*

### DEEP-WELL PUMPS

> *From page 388*

### CISTERN PUMPS

> *From page 394*

### RAIN BARREL PUMPS

> *From page 396*

## AUTOMATIC DOMESTIC SUPPLY

### DOMESTIC WATERWORKS

> *From page 398*

## IRRIGATION ACCESSORIES

---



### SELECTION GUIDE FOR IRRIGATION PUMPS

> *From page 378*



### GUIDE

> *From page 380*



### PUMP PERFORMANCE CURVE OVERVIEW

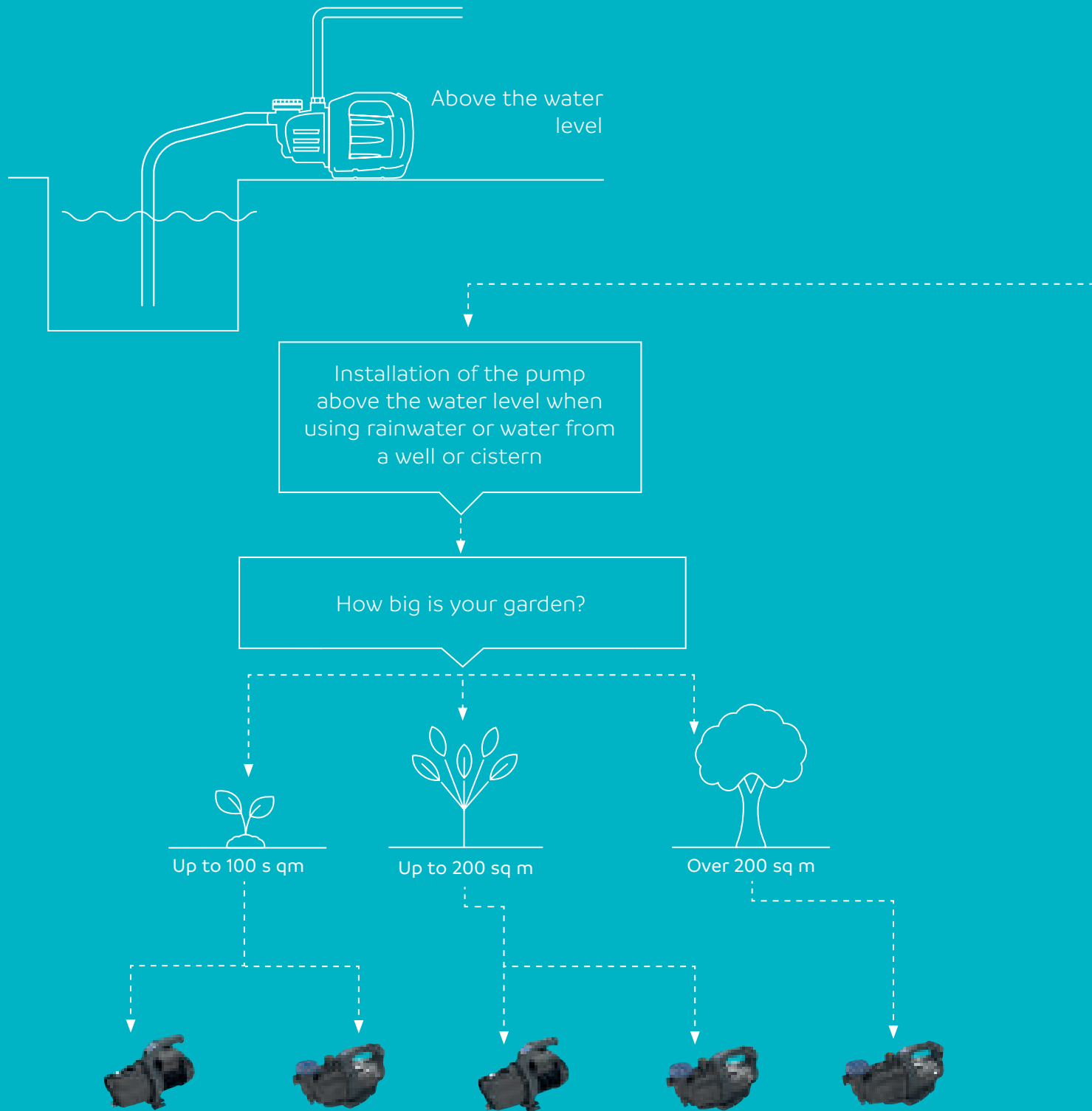
> *From page 410*

Further information is  
available at:  
[www.oase.com/en/  
irrigation](http://www.oase.com/en/irrigation)



# GARDEN IRRIGATION

The following questions will help you to choose the right irrigation pump:



PRODUCT	Rain barrel pumps & cistern pumps				
	ProMax Garden Classic 3000	ProMax Garden 3500	ProMax Garden Classic 4500	ProMax Garden 5000	ProMax Garden 6000/5
<b>Flow rate</b>	50 l/60 sec. 3000 l/h	50 l/51 sec. 3500 l/h	50 l/40 sec. 4500 l/h	50 l/38 sec. 4700 l/h	50 l/31 sec. 5800 l/h
<b>Delivery head</b>	41 m	40 m	44 m	50 m	58
<b>Sprinkler connection capacity</b>	2	2	3	4	5

> Page 386

> Page 384

> Page 386

> Page 384

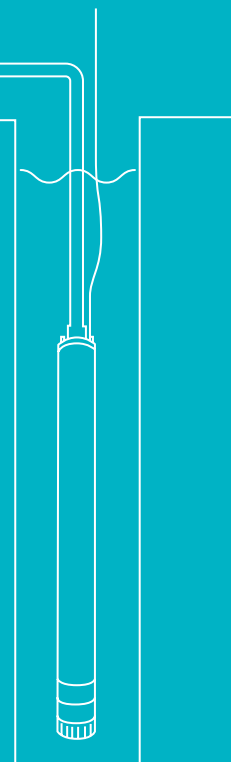
> Page 384



**i** ADVANTAGES OF AN AUTOMATIC PUMP:

The pump starts as soon as the water line is opened, and switches itself off automatically as soon as no more water is being drawn.

Underwater



Where is your pump installed?

Water drawn from a cistern

Under water in a deep well

What is the diameter of your well?

How big is your garden?

Drawn from a rain barrel

75 mm


100 mm



Up to 200 sq m



Over 200 sq m



ProMax Pressure Well 3000/18

50 l/60 sec.  
3000 l/h

70 m

3

> Page 390

ProMax Pressure Well Automatic 3000/15

50 l/60 sec.  
3000 l/h

60 m

3

> Page 388

ProMax Pressure Well Automatic 6000/8

50 l/30 sec.  
6000 l/h

57 m

5

> Page 388

ProMax Pressure Automatic 5500/5

50 l/33 sec.  
5500 l/h

35 m

2

> Page 392

ProMax Pressure Automatic 6000/8

50 l/30 sec.  
6000 l/h

57 m

5

> Page 392

ProMax Pressure Cistern 6000/6

50 l/31 sec.  
5800 l/h

45 m

4

> Page 394

ProMax Rain 4000

50 l/45 sec.  
4000 l/h

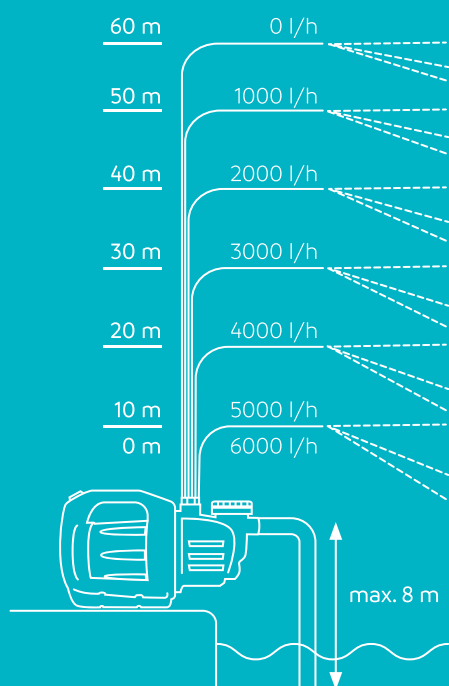
12 m

-

> Page 396

# How:


With their high delivery pressures of between 4 and 6 bar and with small-to-medium flow rates, irrigation pumps can be used everywhere around the house and yard, using well water or raw water instead of costly drinking water. To ensure the supply of sufficient water to the washing machine, toilet and suchlike, as well as to sprinklers, there must be sufficient delivery pressure reserves together with rich water output.



## The operating point

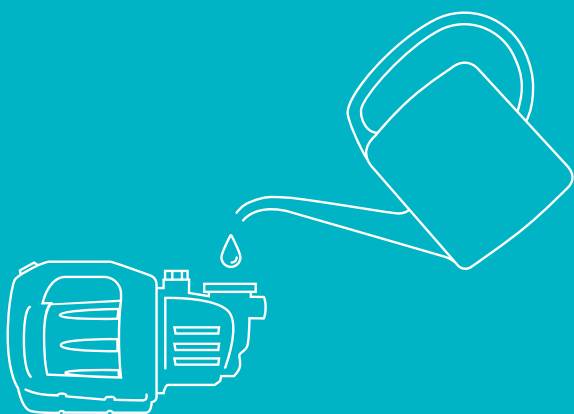
Shows the actual flow rate taking into account the complete installation. Here, the vertical suction height to be overcome from the water level to the pump and, if necessary, the further delivery head from the pump to the sprinkler, losses due to friction in lines, changes in direction, changes in cross-sections, fittings etc. are determined and the required pressure requirement in mWC (metres of water column) or bar is determined. In addition, the hydraulic requirements of the sprinkler or hand sprayer are included in this calculation. This means that the total loss is, for example, 20 mWC\*, so the actual flow rate of the system is 4000 litres\* per hour.

\* Example values



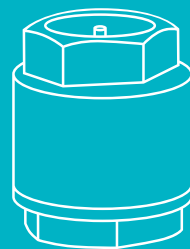
## Suction line

For the pump to be able to evacuate the air from the suction line, this pipe piece between the water point and the pump must be made vacuum-tight. If there is even the slightest leak in this area, air always flows in and the pump is not able to build up the necessary suction. If a pump does not deliver water during commissioning, check all components of the suction line in particular. The fact that air is being sucked into the line makes leaks difficult to locate.



## Commissioning

To evacuate the air from the suction line, the pump must be filled with water prior to operation according to the directions in the instructions for use. Only then can the pump build up suction. It is essential on the pressure side to connect a pipe piece or hose at least 1 m long that ends with the valve open at least 50 cm above the pump. This is necessary so that the evacuated air from the suction hose can be discharged from the pump via the open end of the pressure line and so that the filling water is not forced out of the pump during the air evacuation.



## Non-return valves or foot valves

These valves effectively prevent the water column in the line from dropping to the water level after the pump has been switched off and thus ensure that the water delivery starts immediately after the pump has been switched on again after successful initial commissioning. This means that it is no longer necessary to wait until the pump has evacuated the air from the suction line.

# Irrigate with the pros!

Water is always needed in the house and garden.

A good thing then that OASE offers clever and reliable solutions to meet the water-supply demands of any application. The intelligent garden pumps in the ProMax series or the sturdy well and cistern pumps with automation built in ensure that precious water flows. A method that is reliable, effective and preserves resources. See for yourself how ideal our well and cistern pumps are for meeting demanding water-supply requirements.

## **PUMP PERFORMANCE CURVE OR PUMP CURVE**

The performance curve can help determine the actual operating point in the system. It shows the ratio of flow rate  $Q$  (litres per hour) to delivery head  $H$  (in metres); 10 m delivery height = 1 bar. If the performance curve reaches the max. delivery head, the flow rate goes towards 0. If the delivery head goes towards 0, the pump reaches the max. flow rate.



# IRRIGATION PUMPS AT A GLANCE



## GARDEN PUMPS

Be amazed by our super-quiet entry-level ProMax Garden Classic models with rich water output and low power consumption. Choose from our powerful, single-stage ProMax Garden pumps – the high-end models with rich water output that are easy to install and use.


(> From page 384)



## RAIN BARREL PUMPS

A resource-saving and cost-effective use of rainwater. Use the free water from your rain barrel to water your garden. The OASE rain barrel pump is ideal for operating a hand-held shower or a small sprinkler or for filling your watering can. With very clear water, the pump is even suitable for drainage tasks.

(> From page 396)



## DEEP-WELL PUMPS AND CISTERN PUMPS WITH BUILT-IN AUTOMATIC SWITCH

The Pressure Automatic and Pressure Well Automatic submerged irrigation pumps of the ProMax series are easy to install and safe operate thanks to an inbuilt pressure switch with flow monitoring. With an eight-stage pump mechanism, the pumps deliver a pressure of up to 5.7 bar – for powerful and fast irrigation or also for a demanding raw water supply. The ProMax submersible pressure pump and deep-well pump are ideal for a powerful and quiet water supply from wells or cisterns.

(> From page 388)

# ProMax Garden

## Simply practical

### + EASY TO OPEN

Simply insert a standard screwdriver into the slits and turn the filter cover

### + QUIET

Five-stage impeller technology (6000/5) in combination with a large-volume and flow-optimised hydraulic unit made of glass-fibre-reinforced plastic

### + EASY TO INSTALL

Integrated pre-filter for effectively trapping sand and particles

### + HIGH-QUALITY & EFFICIENT

Stainless steel motor cover for improved heat dissipation

### + PRACTICAL

4x screw slots in the stand enable variable mounting options, e.g. on an existing mounting carriage

### + SAFE (6000/5)

Flow control and electronic dry run protection

### + CLEAR DISPLAY (6000/5)

Blue and red LEDs on the rear handle clearly indicate the operating state



### + THREE STAGES

IRRIGATION in two power stages, with a pressure of up to 5.8 bar

### + SOLID THREAD

Brass inserts for all internal threads for connecting to standard thread material

### + SUITABLE FOR USE WITH PRESSURE SWITCH (6000/5)

With the saved selection program, the pump switches to standby mode at the push of a button for operation with an external pressure switch



**1. Easy to open**

For example, place a conventional screwdriver into the slot and turn the filter lid

**2. High-quality & efficient**

Stainless steel motor housing for improved heat dissipation

**TECHNICAL DATA**

Product		ProMax Garden 3500	ProMax Garden 5000	ProMax Garden 6000/5
Flow rate – Q max.	l/h	3500	4700	5800
Delivery head – H max.	m	40.00	50.00	58.00
Pressure – max.	bar	4.0	5.0	5.8
Power consumption	W	900	1200	1300
Power consumption	hp	1.2	1.6	1.7
Rated voltage		230 V / 50 Hz		
Guarantee (+ request guarantee) *	Years	2 + 1		
Self-priming suction head – max.	m	8		
Pump mechanism		Single-stage		Five-stage
Automatic function		No		
Suction-side connection		G 1		
Pressure-side connection		G 1		
Sprinkler connection capacity / max. hose length per sprinkler **		2x / 25 m, 2x / 50 m	4x / 25 m, 4x / 50 m	5x / 25 m, 5x / 50 m
Power cable length	m	1.50		
Protection class		IP X4		
Net weight	kg	12.40	13.80	15.20
Dimensions (L x W x H)	mm	543 x 234 x 304		591 x 234 x 304
Item no. (GB-Version)		not available in GB!		
<b>Item no.</b>		<b>43122</b>	<b>43123</b>	<b>43124</b>

\*Guarantee valid under the guarantee conditions from OASE. Can be viewed at [www.oase.com/guarantee](http://www.oase.com/guarantee)

\*\* Basis on which data was determined: Water requirement at the sprinkler: 600 l/h, pressure requirement at the sprinkler: 2.0 bar, geodetic height differential, total: 5 m. Use of 3/4" hoses (19 mm).



Performance curves overview Irrigation (> see page 410)

# ProMax GardenClassic

Quiet, powerful, efficient

## + EASY PRIMING

With an efficient injector, the pump sucks in water within a very short time up to a height of 8 m

## + EASY TO CARRY

Ergonomically shaped and extremely stable handle

## + 2 SIZES

Powerful irrigation in two power levels: with 3000 or 4500 litres per hour

## + STRONG MATERIALS

Chrome-plated metal drain plug that can be opened easily with a tool; there is minimal risk of breakage even if the thread is stuck

## + ALWAYS SECURE

Thermal dry run protection



## + EASY TO FILL

With separate and top filling opening

## + PRACTICAL

Top toggle switch in blue, which can be easily seen and reached from all sides

## + EXTREMELY SMOOTH RUNNING

Thanks to hydraulic housing made of grey cast iron





**1. Compatible with tools**

Chrome-plated metal screw for easy opening using tools (width across flats: 18) even with "tight" threads without risk of breakage

**2. Easy filling**

With separate filling opening at top

**TECHNICAL DATA**

Product		ProMax Garden Classic 3000	ProMax Garden Classic 4500
Flow rate – Q max.	l/h	3000	4500
Delivery head – H max.	m	41.00	44.00
Pressure – max.	bar	4.1	4.4
Power consumption	W	600	900
Power consumption	hp	0.8	1.2
Rated voltage		230 V / 50 Hz	
Guarantee (+ request guarantee) *	Years	2 + 1	
Self-priming suction head – max.	m	8	
Pump mechanism		Single-stage	
Automatic function		No	
Suction-side connection		G 1	
Pressure-side connection			
Sprinkler connection capacity / max. hose length per sprinkler **		1x / 50 m, 2x / 25 m	3x / 25 m, 3x / 50 m
Power cable length	m	1.50	
Protection class		IP 44	
Net weight	kg	8.20	9.20
Dimensions (L x W x H)	mm	354 x 180 x 251	364 x 180 x 251
Item no. (GB-Version)		43120	43121
<b>Item no.</b>		<b>43118</b>	<b>43119</b>

\*Guarantee valid under the guarantee conditions from OASE. Can be viewed at [www.oase.com/guarantee](http://www.oase.com/guarantee)

\*\* Basis on which data was determined: Water requirement at the sprinkler: 600 l/h, pressure requirement at the sprinkler: 2.0 bar, geodetic height differential, total: 5 m. Use of 3/4" hoses (19 mm).



Pump Curve Overview Irrigation (> see page 410)

# ProMax Pressure Well Automatic

## Immediate automatic operation

**+ INTEGRATED AUTOMATIC CONTROL**

For more information on how the automatic system works, please refer to the guide pages

**+ WITHSTANDS SAND**

Easily pumps water with a sand concentration of max. 50 g sand per m<sup>3</sup> water

**+ PRACTICAL**

G 1 internal thread with metal insert for permanent connection with common connections

**+ HIGH-QUALITY**

Solid stainless steel housing

**+ SAFE**

Equipped with dry-run protection

**+ SLIM DESIGN**

Fits perfectly in wells with diameters of 75 mm and above

**+ FOR PRIVATE WATER SUPPLIES**

Water supply from your own well at up to 6000 litres per hour and a maximum of 6.0 bar



**+ WELL-PROTECTED**

Pre-filter made of stainless steel and elevated base protect against contamination

**+ POWERFUL, BUT QUIET**

Multi-stage pump mechanism for low-noise installation in well water





**1. Small diameter**

Fits perfectly into wells with a diameter of 75 mm and up

**2. Well protected**


A stainless steel pre-filter and elevated base protect against contamination

**TECHNICAL DATA**

Product		ProMax Pressure Well Automatic 3000/15	ProMax Pressure Well Automatic 6000/8
Flow rate – Q max.	l/h	3000	6000
Delivery head – H max.	m	60.00	57.00
Pressure – max.	bar	6.0	5.7
Power consumption	W	800	1100
Power consumption	hp	1.0	1.5
Rated voltage		230 V / 50 Hz	
Guarantee *	Years	2	
Pump mechanism		15-stage	Eight-stage
Immersion depth max.	m	20.00	
Automatic function		Yes	
Suction-side connection		-	
Pressure-side connection		G 1	
Sprinkler connection capacity / max. hose length per sprinkler **		2x / 50 m, 3x / 25 m	5x / 25 m, 5x / 50 m
Power cable length	m	30.00	
Protection class		IP X8	
Net weight	kg	12.60	13.80
Dimensions (L x W x H)	mm	74 x 74 x 1085	98 x 98 x 814
Item no. (GB-Version)		-	not available in GB!
<b>Item no.</b>		<b>73362</b>	<b>43134</b>

\*Guarantee valid under the guarantee conditions from OASE. Can be viewed at [www.oase.com/guarantee](http://www.oase.com/guarantee)

\*\* Basis on which data was determined: Water requirement at the sprinkler: 600 l/h, pressure requirement at the sprinkler: 2.0 bar, geodetic height differential, total: 5 m. Use of 3/4" hoses (19 mm).

 Performance curves overview Irrigation (> see page 410)

# ProMax Pressure Well

Highly flexible at any depth

**+ CONVEYS WATER FROM GREAT DEPTHS**

70 m pressure head guarantees excellent irrigation performance

**+ PRACTICAL**

G 1 internal thread with metal insert for permanent connection with common connections

**+ SLIM DESIGN**

Fits perfectly in wells with diameters of 75 mm and above

**+ HIGH-QUALITY**

Solid stainless steel housing

**+ WITHSTANDS SAND**

Easily pumps water with a sand concentration of max. 150 g sand per m<sup>3</sup> water

**+ POWERFUL, BUT QUIET**

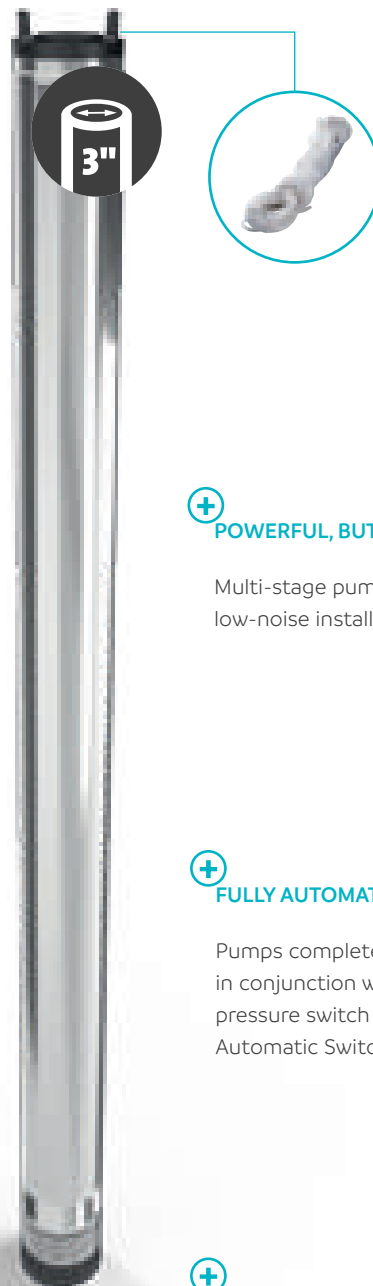
Multi-stage pump mechanism for low-noise installation in well water

**+ FULLY AUTOMATIC**

Pumps completely independently in conjunction with the automatic pressure switch ProMax Garden Automatic Switch (44538)

**+ WELL-DESIGNED**

Integrated backflow preventer keeps water in the hose





**1. Well protected**

A stainless steel pre-filter and elevated base protect against contamination

**2. High-quality & solid**

Stainless steel housing

**3. Small diameter**

Fits perfectly into wells with a diameter of 75 mm and up

**TECHNICAL DATA**

<b>Product</b>	ProMax Pressure Well 3000/18	
Flow rate – Q max.	l/h	3000
Delivery head – H max.	m	70.00
Pressure – max.	bar	7.0
Power consumption	W	900
Power consumption	hp	1.2
Rated voltage	220 - 240 V / 50 Hz	
Guarantee *	Years	2
Pump mechanism	18-stage	
Immersion depth max.	m	20.00
Automatic function	No	
Suction-side connection	-	
Pressure-side connection	G 1	
Sprinkler connection capacity / max. hose length per sprinkler **	3x / 25 m, 3x / 50 m	
Power cable length	m	30.00
Protection class	IP X8	
Net weight	kg	12.80
Dimensions (L x W x H)	mm	74 x 74 x 1085
Item no. (GB-Version)	-	
<b>Item no.</b>	<b>70896</b>	

\*Guarantee valid under the guarantee conditions from OASE. Can be viewed at [www.oase.com/guarantee](http://www.oase.com/guarantee)

\*\* Basis on which data was determined: Water requirement at the sprinkler: 600 l/h, pressure requirement at the sprinkler: 2.0 bar, geodetic height differential, total: 5 m. Use of 3/4" hoses (19 mm).

 Performance curves overview Irrigation (> see page 410)

# ProMax Pressure Automatic

## Pressure-safe in any position



### + WITHSTANDS SAND

Easily pumps water with a sand concentration of max. 50 g sand per m<sup>3</sup> water

### + ADJUSTABLE STAND

Different installation options: e.g. with rubber inserts specially designed for cisterns, to reduce noise

### + HIGH-QUALITY

Solid stainless steel housing

### + INTEGRATED AUTOMATIC CONTROL

For more information on how the automatic system works, please refer to the guide pages

### + FOR PRIVATE WATER SUPPLIES

Automatic water supply from your own well, shaft or cistern with 6000 litres per hour and maximum 5.7 bar or with 5500 litres per hour and maximum 3.5 bar

### + POWERFUL, BUT QUIET

Eight-stage or five-stage pump drive, for silent installation in well water or cistern water


### + SAFE

Equipped with dry-run protection

### + WELL-PROTECTED

Pre-filter made of stainless steel and elevated base protect against contamination





**1. The versatile one**

Suitable for both vertical and horizontal installation

**2. Practical**

Internal thread 1" with metal insert for permanent linking with common connections

**TECHNICAL DATA**

Product		ProMax Pressure Automatic 5500/5	ProMax Pressure Automatic 6000/8
Flow rate – Q max.	l/h	5500	6000
Delivery head – H max.	m	35.00	57.00
Pressure – max.	bar	3.5	5.7
Power consumption	W	800	1100
Power consumption	hp	1.1	1.5
Rated voltage		220 - 240 V / 50 Hz	230 V / 50 Hz
Guarantee	Years		2
Pump mechanism		Five-stage	Eight-stage
Immersion depth max.	m		20.00
Automatic function			Yes
Suction-side connection			-
Pressure-side connection			G 1
Sprinkler connection capacity / max. hose length per sprinkler **		2x / 25 m, 2x / 50 m	5x / 25 m, 5x / 50 m
Power cable length	m		30.00
Protection class			IP X8
Net weight	kg	13.30	14.90
Dimensions (L x W x H)	mm	98 x 98 x 763	98 x 98 x 871
Item no. (GB-Version)		-	43135
<b>Item no.</b>		<b>57774</b>	<b>43133</b>

\*Guarantee valid under the guarantee conditions from OASE. Can be viewed at [www.oase.com/guarantee](http://www.oase.com/guarantee)

\*\* Basis on which data was determined: Water requirement at the sprinkler: 600 l/h, pressure requirement at the sprinkler: 2.0 bar, geodetic height differential, total: 5 m. Use of 3/4" hoses (19 mm).

Performance curves overview Irrigation (> see page 410)



# ProMax Pressure Cistern

## Stable in wells and rainwater



### WELL-PROTECTED

Pre-filter made of stainless steel and elevated base protect against contamination



### WELL-DESIGNED

Integrated backflow preventer keeps water in the hose



### PRACTICAL

G 1 internal thread with metal insert for permanent connection with common connections



### RAISED STAND

The practical foot increases the pump height and reduces the amount of dirt particles sucked in from the bottom of the cistern



### FULLY AUTOMATIC

Can be controlled in conjunction with the automatic pressure switch ProMax Garden Automatic Switch (44538)



### HIGH-QUALITY

Solid stainless steel housing



### POWERFUL, BUT QUIET

Six-stage pump mechanism for low-noise installation in well water



### SAFE

If the water level is too low, the float switch prevents the pump from running dry







**1. Practical**

Internal thread 1" with metal insert for permanent linking with common connections

**2. Practical base**

The practical base allows the pump to stand at an elevation and fewer dirt particles are suctioned from the tank floor

**TECHNICAL DATA**

Product		ProMax Pressure Cistern 6000/6
Flow rate – Q max.	l/h	6000
Delivery head – H max.	m	45.00
Pressure – max.	bar	4.5
Power consumption	W	950
Power consumption	hp	1.3
Rated voltage		220 - 240 V / 50 Hz
Guarantee *	Years	2
Pump mechanism		6-stage
Immersion depth max.	m	20.00
Automatic function		Float switch
Suction-side connection		-
Pressure-side connection		G 1
Sprinkler connection capacity/max. hose length per sprinkler		4x / 25 m, 4x / 50 m
Power cable length	m	30.00
Protection class		IP X8
Net weight	kg	11.10
Dimensions (L x W x H)	mm	98 x 98 x 668
Item no. (GB-Version)		-
<b>Item no.</b>		<b>57775</b>

\*Guarantee valid under the guarantee conditions from OASE. Can be viewed at [www.oase.com/guarantee](http://www.oase.com/guarantee)

\*\* Basis on which data was determined: Water requirement at the sprinkler: 600 l/h, pressure requirement at the sprinkler: 2.0 bar, geodetic height differential, total: 5 m. Use of 3/4" hoses (19 mm).



Performance curves overview Irrigation (> see page 410)

# ProMax Rain

## Our resource conserver

### + COOLING FUNCTION

The design of the pump ensures that the motor can be flushed with water even at low water levels

### + EASY TO CONNECT

Pressure nozzle on the top with a 1" external thread

### + ROBUST & RELIABLE

Automatically switches on and off by means of a float switch

### + EFFECTIVELY TRAPS PARTICLES

The fine filter sieve prevents the intake of dirt particles and consequently avoids lines and pouring units becoming clogged

### + EASY TO CARRY

Ergonomically designed handle

### + WELL-DESIGNED

Simple suspension at the handle



### + INCLUDED

The scope of delivery includes hose kink protection, which is also useful for mounting a 1/2" hose onto the edge of the rainwater barrel

### + HIGH PRESSURE

The special channel-type impeller enables a high water pressure, making it perfect for irrigation



**1. Effective particle trap**

Fine filter sieve prevents dirt from being suctioned and blocking cables and motor units

**2. Clever handle**

Easy pump suspension

**3. Kink protection and hose bracket**

Delivery includes hose kink protection which is also useful for mounting an ½" hose onto the edge of the rainwater barrel

**TECHNICAL DATA**

Product		ProMax Rain 4000
Flow rate – Q max.	l/h	4000
Delivery head – H max.	m	12.00
Pressure – max.	bar	1.2
Power consumption	W	370
Power consumption	hp	0.5
Rated voltage		230 V / 50 Hz
Guarantee *	Years	2
Immersion depth max.	m	7.00
Grain size – max.	mm	-
Automatic function		Float switch
Pressure-side connection		G 1
Power cable length	m	10.00
Protection class		IP X8
Net weight	kg	5.00
Dimensions (L x W x H)	mm	177 x 167 x 317
Item no. (GB-Version)		47751
<b>Item no.</b>		<b>47750</b>

\*Guarantee valid under the guarantee conditions from OASE. Can be viewed at [www.oase.com/guarantee](http://www.oase.com/guarantee)  
Performance curves overview Irrigation (> see page 410)



# Water tank pressure kit with pressure switch

Put together your custom domestic water system

## + COMPLETE SET

Includes sealing material and connecting pipe for mounting on the pump

## + DIY DOMESTIC WATERWORKS

Modular system for your own domestic waterworks. You will need the following: WaterTank, PressureKit, reinforced hose and garden pump

## + INDIVIDUALLY ADJUSTABLE

The pump's on and off pressure can be adjusted by a specialist

## + WELL-COORDINATED

Suitable for all garden pumps of the ProMax Garden Classic and ProMax Garden series

## + PERFECT PLACEMENT

Mounting piece with adjusting flange for optimum positioning of the pressure switch on the pump

## + INCLUDED

Manifold for the connection of the reinforced hose

## + STABLE

Robust and made of weather-resistant material for a design with long-lasting appeal



Item number	Name	Description
44542	Hose-kit WaterTank with pressure switch	

# WaterTank

## Put together your custom domestic water system

### FLEXIBLE INSTALLATION

Star-shaped hole pattern to facilitate the installation of different pump types

### HIGH-QUALITY

Connection flange made of stainless steel

### DURABLE

Membrane made of EPDM

### SOLID CONNECTION


1" external thread made of stainless steel

### CONVENIENT MAINTENANCE

Easily accessible valve to check the pre-pressure of 1.5 bar

### FIXED INSTALLATION

Four mounting holes ensure a secure connection to the mounting surface



### TECHNICAL DATA

Item no.		WaterTank 22 l	WaterTank 50 l
Dimensions (L x W x H)	m	0.50 x 0.31 x 0.31	0.62 x 0.35 x 0.37
Net weight	kg	4.80	7.50
Guarantee *	Years		2
Volume in litres	l	22	50
Item no. (GB-Version)			-
<b>Item no.</b>		<b>44539</b>	<b>44540</b>

\*Guarantee valid under the guarantee conditions from OASE. Can be viewed at [www.oase.com/guarantee](http://www.oase.com/guarantee)

# ProMax floating extraction hose

Ready-to-connect complete sets for suction lines or for withdrawing water close to the surface

## + CLEVERLY DESIGNED

The floating suction fitting prevents the intake of dirt and silt from wells or cisterns

## + GENEROUSLY DIMENSIONED

Floating ball which reliably floats to the top ensures that water is removed close to the surface

## + EASY TO RETROFIT


Can be retrofitted on all ProMax Pressure models

## + FLEXIBLE

The 2 m long movable, sinkable spiral hose ensures a reliable water supply

## + EFFECTIVE FILTRATION

Integrated pre-filter on the non-return valve prevents dirt particles from entering the pipe system



Item number	Name	Description
57772	ProMax Floating intake	

# Step by step

## ProMax floating extraction hose



# Electronic pump control

## Easily automate garden pumps

### + WELL COORDINATED

Suitable for all garden pumps of the ProMax Garden Classic and ProMax Garden series

### + SIMPLE OPERATION

Two LEDs and a button for easy handling

### + AUTOMATIC

Pressure switch for automation of garden pumps with more than 1.5 bar

### + EASY TO ASSEMBLE

1" thread allows easy assembly

### + EASY TO INSTALL

1" double nipple included in the scope of delivery

### + WELL PROTECTED

Integrated dry run protection

### + FULL CONTROL

Built-in pressure gauge for checking the operating condition



Item number	Name	Description
44538	ProMax Garden Automatic Switch	Accessories for the automation of manual garden pumps (with more than 1.5 bar) for garden irrigation Quick assembly thanks to 1" thread Simple operation with integrated pressure gauge for checking the operating status Includes dry run protection for safe operation



# Reinforced hose

Put together your custom domestic water system



**+ HIGH QUALITY**

Flexible and rust-proof connection hose

**+ RECOMMENDED**

65 cm reinforced hose for ProMax Garden Classic and 80 cm reinforced hose for ProMax Garden

**+ OPTIMAL**

Connection between the pump and pressure tank with two flat seals

Item number	Name	Description
45304	Pressure hose 65 cm	Flexible, stainless steel connection hose Optimal for the connection between pump and pressure vessel Recommendation: Reinforced hose 65 cm for ProMax Garden Classic and reinforced hose 80 cm for ProMax Garden
45482	Pressure hose 80 cm	One end straight (1" male thread) One end at a 90° angle and coupler (1" female thread) with 2 flat gaskets

# Water filters and filter inserts

Water filters offer additional protection against particles in the water

**+ RESILIENT**  
Suitable for high operating pressures up to 8 bar

**+ SOLID**  
High-quality 1" brass internal thread

**+ ROBUST**  
Filter housing made of impact-resistant plastic

**+ FLOW**  
High flow rate of max. 7000 l/h

**+ RELIABLE**  
With a 250 micron filter insert, with 80 micron also available as an option

**+ EFFORTLESS AIR RELEASE**  
Solid brass bleed screw

Item number	Name	Description
44529	Water filter small 1"	
44530	Water filter large 1"	
44531	Filter element small single use, 80 mic.	Disposable thread filter insert Protects against sand and solids
44532	Filter element large single use, 80 mic.	Filter effect: 80 µm
44533	Filter element small washable, 250 mic.	Washable plastic filter insert Protects against sand and solids
44534	Filter element large washable, 250 mic.	Filter effect: 250 µm

# Connection set

## Fastening the permanent pump mounting in the shaft

**+** UNIVERSAL

For all deep well pumps

**+** ROBUST

3 mm stainless steel wire rope with 20 m length



**+** PERMANENT




Secure and robust mounting in the shaft using a stainless steel carabiner hook (50 x 5 mm) and stainless steel screw clamp

### TECHNICAL DATA

<b>Product</b>	Connection set Pressure Well VA	
Net weight	kg	0.76
Item no. (GB-Version)	-	
<b>Item no.</b>	<b>76757</b>	

# Showers & sprinklers

## The right type of sprinkling for all purposes

Item number	Name	Description
 44509	Spray pistol 6-way female thread 3/4"	Material: Light alloy Solid design Plastic-coated Comfortable handling Connection thread: FT 3/4" with gasket With mounted brass plug-in coupling Adjustable 6 settings Lockable Jet types: Normal jet, shower jet, pressure jet, mist jet, fan jet, spray jet
 44510	Spray pistol female thread 3/4"	Material: Light alloy Solid design Plastic-coated Comfortable handling Connection thread: FT 3/4" with gasket With mounted brass plug-in coupling Variable adjustment from spray jet to full jet Lockable
 44474	Sprinkler Nozzle Set 60 cm	Soft water pattern for flexible irrigation Ready-to-connect complete set, all necessary seals are already pre-mounted With washable filter sieve to avoid clogging of the shower head. Aluminium shower head Holes in the shower head: 0.7 mm diameter With comfortable plastic grip for better handling Aluminium pipe Pipe length: 60 cm With adjustable ball valve for better dosing when watering With quick-coupling (cam width 40 mm)—simply connect on the hose line via bayonet connection




# Click couplings

## Garden hoses perfectly connected

	Item number	Name	Description
	44511	Tap connector with female thread 1/2"	Material: Brass, chrome-plated Installs quickly and easily
	44512	Tap connector with female thread 3/4"	Forms a solid connection with click couplings With knurling for easy, solid mounting
	44513	Tap connector with female thread 1"	With O-ring seal on the insert side With interior flat gasket on the thread side
	44514	Tap connector with male thread 1/2"	Material: Brass, chrome-plated Installs quickly and easily
	44515	Tap connector with male thread 3/4"	Forms a solid connection with click couplings With knurling for easy, solid mounting With O-ring seal on the insert side
	44516	Click coupler 1/2"	Material: Brass, chrome-plated With 3 stainless balls for a particularly secure connection to the tap connection
	44517	Click coupler 3/4"	With knurling for easy, solid mounting
	44518	Click coupler with water stop 1/2"	Material: Brass, chrome-plated With water stop for more operational reliability – no getting wet unless you want to get wet
	44519	Click coupler with water stop 3/4"	With 3 stainless balls for a particularly secure connection to the tap connection
	44519	Click coupler with water stop 3/4"	With knurling for easy, solid mounting
	44520	2-way coupler	Material: Brass, chrome-plated With O-ring seal on the insert side
	44521	Hose connector 1/2"	Material: Brass, chrome-plated With knurling for easy, solid mounting For easy connection of 1/2" hoses
	44522	Hose connector 3/4"	Material: Brass, chrome-plated With knurling for easy, solid mounting For easy connection of 3/4" hoses
	44523	3-way coupler	Material: Brass, chrome-plated With O-ring seal on the insert side Ideal for distributing water in the garden
	44524	3-way valve with 2 closing levers 3/4"	Y-distributor with 2 ball valves Material: Brass, chrome-plated Outputs can be shut-off individually 1x 3/4" female thread 2x plug-in coupling With O-ring seal on the insert side Ideal for distributing water in the garden

# Valves

## Optimally safeguarded with non-return valves and ball taps

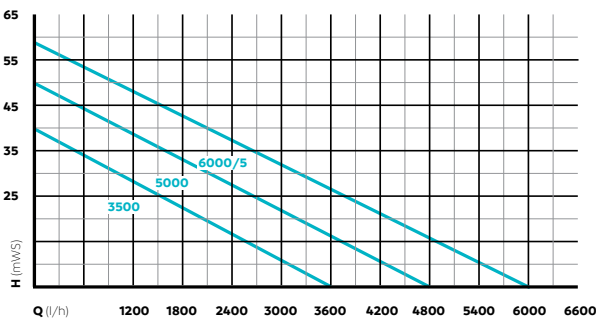
	Item number	Name	Description
	44504	Non return valve spring loaded 1"	Material: Brass With spring
	44505	Non return valve spring loaded 1 1/4"	Plastic valve ball with rubber gasket Female thread both sides
	44506	Non return valve spring loaded 1 1/2"	Suitable for horizontal, as well as vertical installation
	44507	Foot valve brass spring loaded 1"	Reliably prevents the drop of the water column in the suction line in irrigation pumps Suction basket protects the irrigation system against contamination Material: Brass With spring
	44508	Foot valve brass spring loaded 1 1/4"	Plastic valve ball with rubber gasket Suction basket of fine-mesh stainless steel Female thread
	44525	Ball valve female thread 1/2"	Ball valve with full passage for minimal friction losses in the water circuit
	44526	Ball valve female thread 3/4"	Material: Brass, nickel-plated Ball: brass, chrome-plated PTFE ball seal
	44527	Ball valve female thread 1"	Galvanised steel lever with plastic covering for easy handling Female thread both sides



# What is the pump performance curve used for?

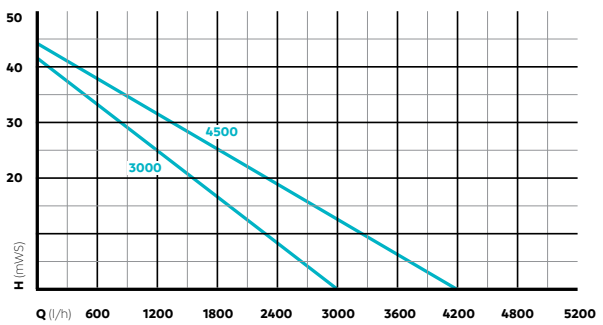
The pump performance curve, or pump curve, can be used as a guide for selecting the right pump. It shows the curve of the volumetric flow (Q) versus the differential head (H) of a pump. The head is given in mWS (metres of head), 1 mWS ~ 0.1 bar.

## PROMAX GARDEN 3500 – 6000/5



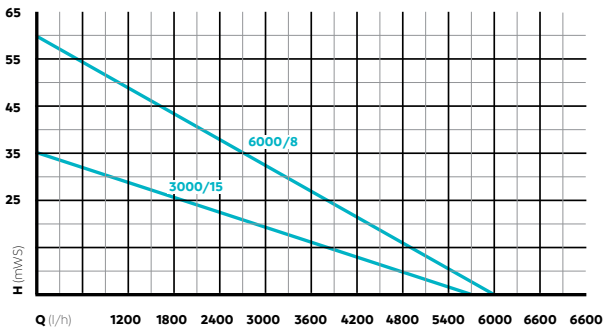
Garden pumps  
 > Page 384

## PROMAX GARDEN CLASSIC 3000 – 4500



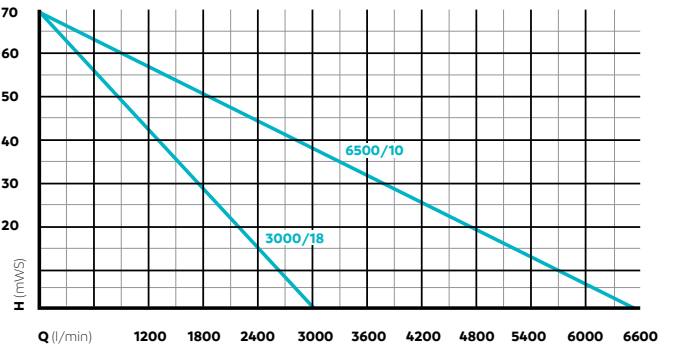
Garden Pumps  
 > Page 386

## PROMAX PRESSURE WELL AUTOMATIC 3000/15 – 6000/8



Deep well pumps  
 > Page 388

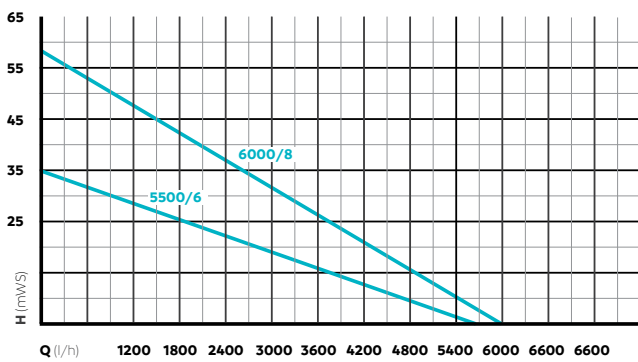
## PROMAX PRESSURE WELL 3000/15 – 6500/10



Deep well pumps  
 > Page 390

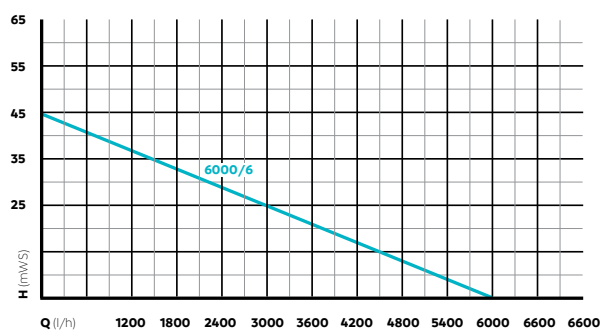


**PROMAX PRESSURE WELL AUTOMATIC 5500/6 – 6000/8**



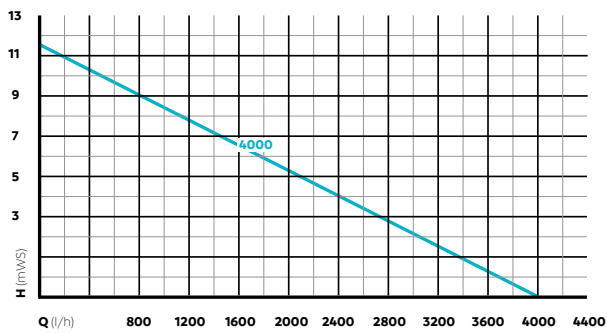
Deep-well pumps  
 > Page 392

**PROMAX PRESSURE CISTERN 6000/6**



Cistern pumps  
 > Page 394

**PROMAX RAIN 4000**



Rain barrel pumps  
 > Page 396

# DRAINAGE



## DRAINAGE PUMPS

### SUBMERSIBLE CLEAR WATER PUMPS

> *From page 420*

### SUBMERSIBLE DIRTY WATER PUMPS

> *From page 424*

---

#### SELECTION GUIDE

> *From page 414*

#### GUIDE

> *From page 416*

#### PUMP PERFORMANCE CURVE OVERVIEW

> *From page 432*

Further information is  
available at: [www.oase.com/en/drainage](http://www.oase.com/en/drainage)



# DRAINAGE FOR HOUSE AND GARDEN



**Clear**

**What does your water look like?**

**AREAS FROM 20 X 20 CM:**

For a compact site, we recommend the ProMax ClearDrain 11000 and 14000. These are controlled via an electric sensor on the device.

You need a **submersible clear water pump**

**Minimum residual water level guaranteed.**  
How high can yours be?



1 mm (1 l/qm)



3 mm (3 l/qm)



**Product**

**SUBMERSIBLE CLEAR WATER PUMPS**

**SUBMERSIBLE DIRTY WATER PUMPS**

	<b>ProMax</b> Clear Drain 7000	<b>ProMax</b> Clear Drain 11000	<b>ProMax</b> Clear Drain 14000	<b>ProMax</b> Clear Drain 6000	<b>ProMax</b> MudDrain 6000
<b>Flow rate</b>	200 l/100 sec. 7500 l/h	200 l/60 sec. 11500 l/h	200 l/50 sec. 14500 l/h	200 l/120 sec. 6000 l/h	200 l/120 sec. 6000 l/h
<b>Delivery head</b>	7 m	8 m	12.5 m	6 m	5 m
<b>Automatic switching</b>	Float switch		Electronic sensor	Float switch	Float switch
<b>Page</b>	> 420	> 420	> 420	> 422	> 430

## Cloudy & dirty



You need a **submersible dirty water pump**

How dirty is your water?  
Specify a **particle size**




25 mm



30 mm



35 mm



40 mm

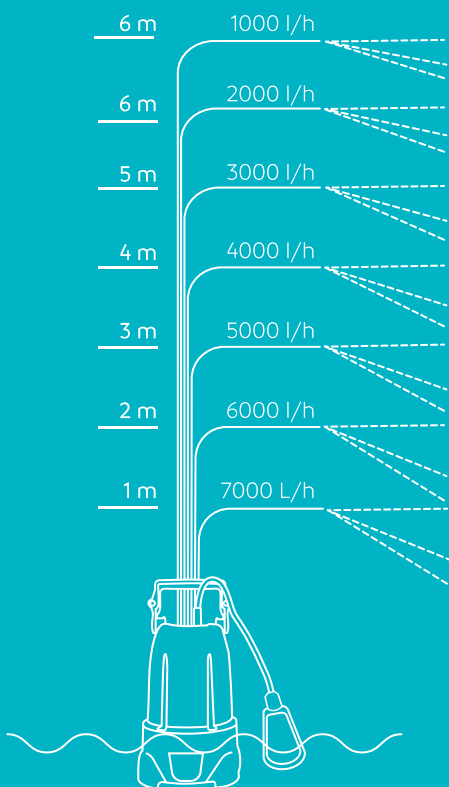


### SUBMERSIBLE DIRTY WATER PUMPS

ProMax MudDrain 7000	ProMax MudDrain 11000	ProMax MudDrain 14000	ProMax MudDrain 20000	ProMax MudDrain 25000	ProMax MudDrain 30000
200 l/100 sec. 7500 l/h	200 l/60 sec. 11500 l/h	200 l/50 sec. 14500 l/h	200 l/35 sec. 20000 l/h	200 l/30 sec. 25000 l/h	200 l/25 sec. 30000 l/h
5 m	7 m	11 m	10 m	10 m	12 m
Float switch	Float switch	Float switch	Float switch	Float switch	Float switch
> 428	> 428	> 428	> 426	> 424	> 424

# How:

Drainage pumps are true powerhouses, transporting as much water as possible in the shortest possible time while overcoming the usual delivery heads. This means that the pumps are designed for intermittent operation and operate whenever the sensor or float activates the pump. If you are looking for pumps for permanent circulation or water movement, please choose the appropriate model from our range for filter and watercourse pumps or water feature pumps.



## The operating point

Shows the actual flow rate taking into account the complete installation. Here, the vertical suction height to be overcome from the water level to the pump and, if necessary, the further delivery head from the pump to the sprinkler, losses due to friction in lines, changes in direction, changes in cross-sections, fittings etc. are determined and the required pressure requirement in mWC (metres of water column) or bar is determined. In addition, the hydraulic requirements of the sprinkler or hand sprayer are included in this calculation. This means that the total loss is, for example, 20 mWC\*, so the actual flow rate of the system is 4000 litres\* per hour.

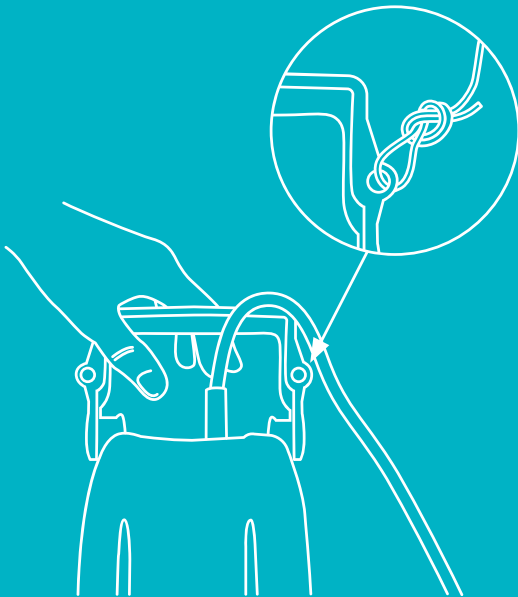
## Dirty or clear water pump

What do you need? Do you want to pump clear water as completely as possible down to 1 mm or do you need a pump that can handle lumps a little thicker and quickly transport large quantities of water away? Our pump finder on page 410 will guide you to the right model for your application.

\* Example values

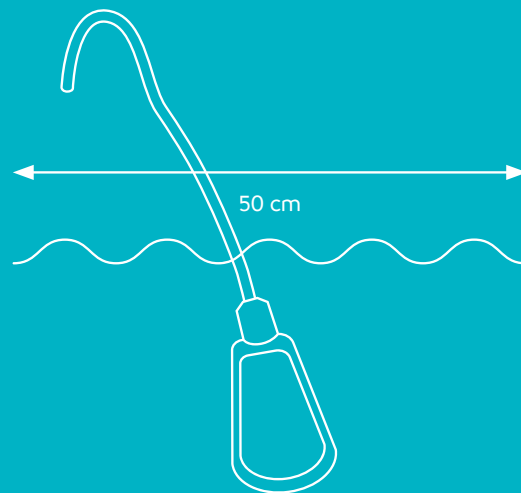
## **i** Make optimum use of the flow rate of your drainage pump

The larger the cable cross-section, the better position you are in to achieve maximum flow rate. Pay particular attention to the cross-sections of couplings, connection pieces, valves and fittings. It is always the smallest free cross-section in the entire line system that governs the undesirable reduction of in flow rate. When choosing the hose, pay attention to the particle sizes that can be handled.



### Cable protection

Always carry the pump by the handle. Attach a lowering rope to the handle when lowering the pump into deeper shafts. Do not pull the pump out of the water by the cable; use the rope.



### Space requirement of the float switch

Make sure that the float switch has enough space and is not blocked anywhere. It should always float on the surface of the water and be free to move. Alternatively, opt for a model with an electronic water sensor (Pro-Max ClearDrain 11000 and 14000 only). These are also suitable for small and narrow pits.

# Always ready to help – drainage pumps

Water in the cellar? Or would you simply like to pump around clear or cloudy water? No problem.

The OASE ProMax ClearDrain submersible clear water pumps and OASE ProMax MudDrain submersible dirty water pumps with their generously dimensioned motors are instantly ready at a variety of power levels.

The highly dynamic pumps reliably pump up to 30000 litres per hour.

## PUMP PERFORMANCE CURVE OR PUMP CURVE

The performance curve can help determine the actual operating point in the system. It shows the ratio of flow rate  $Q$  (litres per hour) to delivery head  $H$  (in metres); 10 m delivery height = 1 bar. If the performance curve reaches the max. delivery head, the flow rate goes towards 0. If the delivery head goes towards 0, the pump reaches the max. flow rate.





# DRAINAGE PUMPS AT A GLANCE



## SUBMERSIBLE CLEAR WATER PUMPS

With submersible clear water pumps, you can also drain or pump around slightly dirty water. The compact ProMax ClearDrain 6000 delivers 6000 l/h and pumps away water to a residual height of 3 mm. So you are well equipped even in the event of water damage, for example in the cellar. All other models achieve shallow suction down to a residual height of 1 mm. Not only are all ClearDrain models easy to set up: the integrated water cooling of the motor is also especially good at dissipating heat. This protects the motor and pump and ensures a stable and long-lasting running performance.

(> From page 420)



## SUBMERSIBLE DIRTY WATER PUMPS

Our ProMax MudDrain submersible dirty water pumps cover a particularly broad range of requirements, as their application possibilities can extend far beyond home and garden. Our offer ranges from the compact entry-level model to the ProMax MudDrain 25000 and 30000 pumps for construction sites and commercial applications. They are also extremely stable, even on soft and muddy surfaces. All pumps have an extremely robust and ergonomic design. The flow rates range up to 30000 l/h. Depending on the model, dirt particles from 25 to 40 mm in diameter can be handled.

(> From page 424)

# ProMax ClearDrain 7000 - 14000

## To the last millimetre



### HANDY

Adjustable handle



### SPACE-SAVING

Flattened water sensor with large contact surface



### EASY TO CONNECT

Pressure nozzle on top G 1 ¼



### 1 MILLIMETRE

Shallow suction down to 1 mm water level thanks to foot adapter with bayonet lock



### SOLID

High-quality and robust stainless steel housing



### FULL POWER

Generously dimensioned motors for reliable pump operation and good heat distribution



### QUIET OPERATION

Low-vibration and quiet



### WELL-PROTECTED

The ceramic jacket protects the stainless steel shaft from cracking and prevents water from entering the motor



### OPTIMAL BASE SURFACE


Suitable for narrow shafts from 20 cm x 20 cm, while at the same time ensuring high stability



### FOR SHALLOW WATER

Separate setting for shallow suction mode





## TECHNICAL DATA

Product		ProMax ClearDrain 7000	ProMax ClearDrain 11000	ProMax ClearDrain 14000
Flow rate – Q max.	l/h	7500	11500	14500
Delivery head – H max.	m	7.00	8.00	12.50
Pressure – max.	bar	0.7	0.8	1.3
Power consumption	W	375	650	950
Power consumption	hp	0.5	0.9	1.3
Rated voltage		230 V / 50 Hz		
Guarantee (+ request guarantee) *	Years	2 + 1		
Immersion depth max.	m	7.00		
Grain size – max.	mm	5		
Flat priming to	mm	1		
Automatic function		Float switch	Sensor	
Pressure-side connection		G 1 ¼		
Power cable length	m	10.00		
Protection class		IP X8		
Net weight	kg	5.50	6.90	8.20
Dimensions (L x W x H)	mm	193 x 179 x 352		193 x 197 x 393
Item no. (GB-Version)		42263	42264	42265
<b>Item no.</b>		<b>42260</b>	<b>42261</b>	<b>42262</b>

\*Guarantee valid under the guarantee conditions from OASE. Can be viewed at [www.oase.com/guarantee](http://www.oase.com/guarantee)  
Performance curves overview Irrigation (> see page 432)



# ProMax ClearDrain 6000

Small and compact

## + COOLING FUNCTION

The design of the pump ensures that the motor can be flushed with water even at low water levels

## + SHALLOW SUCTION

Can pump water down to a residual water level of 3 mm

## + ROBUST & RELIABLE

Automatically switches on and off by means of a float switch

## + IMMEDIATELY READY TO USE

Includes 90° elbow and stepped sleeve

## + EASY TO CONNECT

It is easy to connect via the lateral pressure nozzle G 1 ¼





**1. Easy plug-in assembly**

Lateral discharge nozzles 1 ¼" (only ClearDrain 6000)

**2. Robust and reliable**

The pump turns on/off automatically due to the float switch

**TECHNICAL DATA**

Product		ProMax ClearDrain 6000
Flow rate – Q max.	l/h	6000
Delivery head – H max.	m	6.00
Pressure – max.	bar	0.6
Power consumption	W	220
Power consumption	hp	0.3
Rated voltage		230 V / 50 Hz
Guarantee *	Years	2
Immersion depth max.	m	7.00
Grain size – max.	mm	5
Flat priming to	mm	3
Automatic function		Float switch
Pressure-side connection		G 1 ¼
Power cable length	m	10.00
Protection class		IP X8
Net weight	kg	4.80
Dimensions (L x W x H)	mm	178 x 237 x 337
Item no. (GB-Version)		not available in GB!
<b>Item no.</b>		<b>47746</b>

\*Guarantee valid under the guarantee conditions from OASE. Can be viewed at [www.oase.com/guarantee](http://www.oase.com/guarantee)  
Performance curves overview Irrigation (> see page 432)



# ProMax MudDrain 25000 - 30000

## Our muscle man

**+ FOR VERY COARSE PARTICLES**

Can handle dirt particles up to 40 mm in diameter

**+ SOLID**

High-quality and robust stainless steel housing

**+ POWERFUL**

Generously dimensioned motors

**+ HIGH STABILITY**

Robust stand made of stainless steel

**+ HANDY & EASY TO HOLD**

Ergonomic handle with stainless steel reinforcement

**+ FULL FLOW**

2" connection for optimum particle discharge

**+ RELIABLE**

Tried-and-tested seal kit with oil chamber





## TECHNICAL DATA

Product		ProMax MudDrain 25000	ProMax MudDrain 30000
Flow rate – Q max.	l/h	25000	30000
Delivery head – H max.	m	10.00	12.00
Pressure – max.	bar	1.0	1.2
Power consumption	W	1200	1500
Power consumption	hp	1.6	2
Rated voltage		230 V / 50 Hz	
Guarantee (+ request guarantee) *	Years	2 + 1	
Immersion depth max.	m	7.00	
Grain size – max.	mm	40	
Flat priming to	mm	-	
Automatic function		Float switch	
Pressure-side connection		G 2	
Power cable length	m	10.00	
Protection class		IP 68	
Net weight	kg	13.60	14.10
Dimensions (L x W x H)	mm	178 x 246 x 453	
Item no. (GB-Version)		57770	57771
<b>Item no.</b>		<b>57767</b>	<b>57768</b>

\*Guarantee valid under the guarantee conditions from OASE. Can be viewed at [www.oase.com/guarantee](http://www.oase.com/guarantee)  
Performance curves overview Irrigation (> see page 432)



# ProMax MudDrain 20000

## Big and cool

**+ ROBUST & RELIABLE**

Automatically switches on and off by means of a float switch

**+ HANDY**

Adjustable handle

**+ NO OVERHEATING**

Optimum motor heat dissipation thanks to water cooling – ideal for a long pump life

**+ FOR LARGER PARTICLES**

Can handle dirt particles up to 35 mm in diameter

**+ SOLID**

High-quality and robust stainless steel housing

**+ ROBUST & RELIABLE**

Perfect for float operation

**+ INFINITELY ADJUSTABLE**

Practical mounting for the float switch

**+ HIGH STABILITY**

Robust stand made of stainless steel

**+ WELL-PROTECTED**

Ceramic-coated stainless steel shaft

**+ POWERFUL**


High flow rate

**+ OPTIMAL PARTICLE FLOW**

The pressure nozzle is positioned tangentially to the water flow







## TECHNICAL DATA

<b>Product</b>	ProMax MudDrain 20000	
Flow rate – Q max.	l/h	20000
Delivery head – H max.	m	10.00
Pressure – max.	bar	1.0
Power consumption	W	950
Power consumption	hp	1.3
Rated voltage	230 V / 50 Hz	
Guarantee (+ request guarantee) *	Years	2 + 1
Immersion depth max.	m	7.00
Grain size – max.	mm	35
Flat priming to	mm	-
Automatic function	Float switch	
Pressure-side connection	G 1 ½	
Power cable length	m	10.00
Protection class	IP X8	
Net weight	kg	8.10
Dimensions (L x W x H)	mm	200 x 254 x 440
Item no. (GB-Version)	57769	
<b>Item no.</b>	<b>57766</b>	

\*Guarantee valid under the guarantee conditions from OASE. Can be viewed at [www.oase.com/guarantee](http://www.oase.com/guarantee)  
Performance curves overview Irrigation (> see page 432)



# ProMax MudDrain 7000 - 14000

A cool head when it matters



## IMMEDIATELY READY TO USE

Includes 90° elbow and stepped sleeve



## ROBUST & RELIABLE

Automatically switches on and off by means of a float switch



## OPTIMAL PARTICLE THROUGHPUT

1½" rear pressure nozzle for optimal flow rate and low resistance



## SOLID

High-quality and robust stainless steel housing



## HIGH STABILITY

Low start-up impulse thanks to the pressure nozzle positioned along the centre axis



## WELL-PROTECTED

Ceramic-coated stainless steel shaft



## HANDY


Adjustable handle



## POWERFUL

Generously dimensioned motors





**1. Infinitely adjustable**

Practical mounting for the float cable

**2. "cool head"**

Optimal heat dissipation with motor thanks to water cooling – ideal for a long pump life

**3. Optimal particle delivery**

The discharge nozzle is positioned tangentially to the water flow

**TECHNICAL DATA**

Product		ProMax MudDrain 7000	ProMax MudDrain 11000	ProMax MudDrain 14000
Flow rate – Q max.	l/h	7500	11500	14500
Delivery head – H max.	m	5.00	7.00	11.00
Pressure – max.	bar	0.5	0.7	1.1
Power consumption	W	325	625	950
Power consumption	hp	0.4	0.8	1.3
Rated voltage		230 V / 50 Hz		
Guarantee (+ request guarantee) *	Years	2 + 1		
Immersion depth max.	m	7.00		
Grain size – max.	mm	30		
Flat priming to	mm	-		
Automatic function		Float switch		
Pressure-side connection		G 1 ½		
Power cable length	m	10.00		
Protection class		IP X8		
Net weight	kg	5.60	6.80	8.20
Dimensions (L x W x H)	mm	193 x 247 x 395		193 x 247 x 422
Item no. (GB-Version)		42271	42272	42273
<b>Item no.</b>		<b>42266</b>	<b>42267</b>	<b>42268</b>

\*Guarantee valid under the guarantee conditions from OASE. Can be viewed at [www.oase.com/guarantee](http://www.oase.com/guarantee)  
Performance curves overview Irrigation (> see page 432)



# ProMax MudDrain 6000

## Small powerhouse



### IMMEDIATELY READY TO USE

Includes 90° elbow and stepped sleeve



### ROBUST & RELIABLE

Automatically switches on and off by means of a float switch



### STAYS COOL

The design of the pump ensures that the motor can be flushed with water even at low water levels



### EASY TO CONNECT

It is easy to connect via the lateral pressure nozzle G 1 ¼



### REMOVES DIRTY WATER

With a generous suction opening for particles up to 25 mm in diameter



### PLEASANT HANDLING

Ergonomically shaped handle





## TECHNICAL DATA

<b>Product</b>	ProMax MudDrain 6000	
Flow rate – Q max.	l/h	6000
Delivery head – H max.	m	5.00
Pressure – max.	bar	0.5
Power consumption	W	250
Power consumption	hp	0.3
Rated voltage	230 V / 50 Hz	
Guarantee *	Years	2
Immersion depth max.	m	7.00
Grain size – max.	mm	25
Flat priming to	mm	-
Automatic function	Float switch	
Pressure-side connection	G 1 ¼	
Power cable length	m	10.00
Protection class	IP X8	
Net weight	kg	4.70
Dimensions (L x W x H)	mm	178 x 237 x 363
Item no. (GB-Version)	not available in GB!	
<b>Item no.</b>	<b>47748</b>	

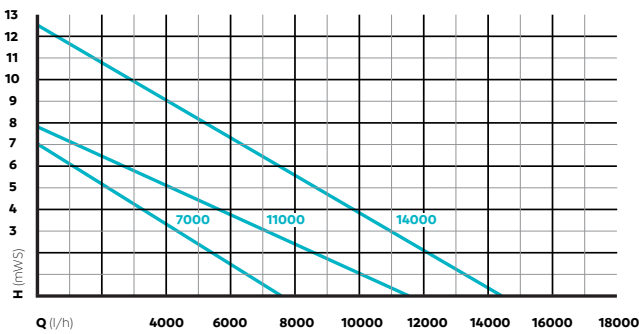
\*Guarantee valid under the guarantee conditions from OASE. Can be viewed at [www.oase.com/guarantee](http://www.oase.com/guarantee)  
Performance curves overview Irrigation (> see page 432)



# What is the pump performance curve used for?

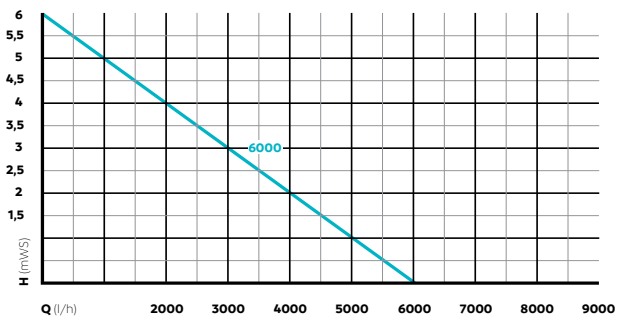
The pump performance curve, or pump curve, can be used as a guide for selecting the right pump. It shows the curve of the volumetric flow (Q) versus the differential head (H) of a pump. The head is given in mWS (metres of head), 1 mWS ~ 0.1 bar.

## PROMAX CLEARRAIN 7000 – 14000



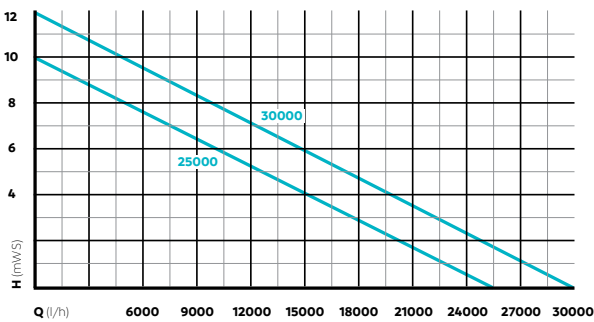
Submersible clear water pumps  
 > Page 420

## PROMAX CLEARRAIN 6000



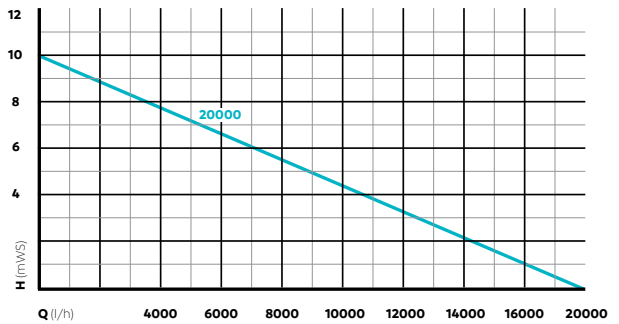
Submersible clear water pumps  
 > Page 422

## PROMAX MUDDRAIN 25000 – 30000



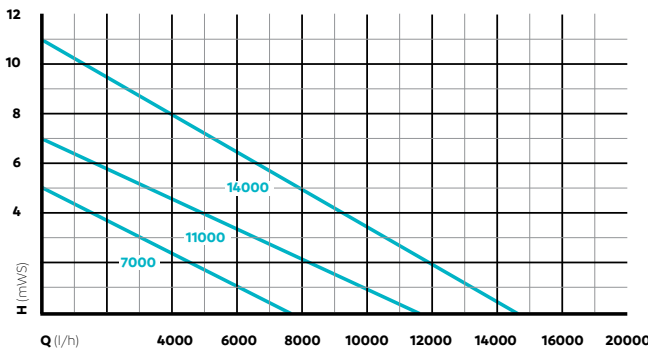
Submersible dirty water pumps  
 > Page 424

## PROMAX MUDDRAIN 20000



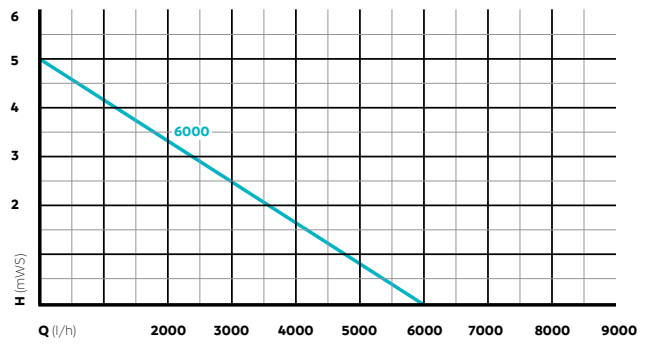
Deep-well pumps  
 > Page 426

**PROMAX MUDDRAIN 7000 – 14000**



Submersible dirty water pumps  
 > Page 428

**PROMAX MUDDRAIN 6000**



Submersible dirty water pumps  
 > Page 430

# ACCESSORIES FOR IRRIGATION & DRAINAGE







## **ACCESSORIES FOR IRRIGATION & DRAINAGE**

### HOSE FITTINGS

*> From page 436*

### QUICK COUPLINGS

*> From page 437*

### SEALING MATERIALS AND HOSE CLAMPS

*> From page 439*

### HOSES

*> From page 440*

### BRASS FITTINGS



*> From page 441*

### C-COUPLINGS

*> From page 443*

# Hose fittings

For secure and easy connection of hoses







Item number	Name	Description
	44495	2/3 Hose tail G 3/4, H 1/2" Material: Brass With interior flat gasket on the thread side Large, free passage for optimal water yield and minimal line losses Female thread G 3/4 Suitable for 1/2" (13 mm) hoses
	44496	2/3 Hose tail G 3/4, H 3/4" Material: Brass With interior flat gasket on the thread side Large, free passage for optimal water yield and minimal line losses Female thread G 3/4 Suitable for 3/4" (19 mm) hoses
	44497	2/3 Hose tail G 1, H 1/2" Material: Brass With interior flat gasket on the thread side Large, free passage for optimal water yield and minimal line losses Suitable for 1/2" (13 mm) hoses Female thread G 1
	44498	2/3 Hose tail G 1, H 3/4" Material: Brass With interior flat gasket on the thread side Large, free passage for optimal water yield and minimal line losses Female thread G 1 Suitable for 3/4" (19 mm) hoses
	44499	2/3 Hose tail G 1, H 1" Material: Brass With interior flat gasket on the thread side Large, free passage for optimal water yield and minimal line losses Female thread G 1 Suitable for 1" (25 mm) hoses
	44500	Hose tail with o-ring G 3/4, H 3/4" Material: Brass, hot pressed Seal: NBR Large, free passage for optimal water yield and minimal line losses Suitable for 3/4" (19 mm) hoses Male thread G 3/4
	44501	Hose tail with o-ring G 1, H 1" Material: Brass, hot pressed Seal: NBR Large, free passage for optimal water yield and minimal line losses Suitable for 1" (25 mm) hoses Male thread G 1
	44502	Hose tail with o-ring G 1 1/2, H 1 1/2" Material: Brass, hot pressed Seal: NBR Large, free passage for optimal water yield and minimal line losses Male thread G 1 1/2 Suitable for 1 1/2" (38 mm) hoses

# Quick couplings

Secure, fast connection for virtually every implementation







Item number	Name	Description
44475	Quick coupler with female thread 1/2"	
44476	Quick coupler with female thread 3/4"	
44477	Quick coupler with female thread 1"	
44478	Quick coupler with female thread 1 1/4"	
44479	Quick coupler with female thread 1 1/2"	
44480	Quick coupler with male thread 1/2"	
44481	Quick coupler with male thread 3/4"	Material: Brass Cam width: 40 mm
44482	Quick coupler with male thread 1"	Practical coupling for drainage & irrigation for house and garden
44483	Quick coupler with male thread 1 1/4"	Bayonet closure enables convenient opening and closing of the couplings
44483	Quick coupler with male thread 1 1/4"	Seal: NBR Large, free passage for optimal water yield and minimal line losses
44484	Quick coupler with male thread 1 1/2"	
44485	Quick coupler with hose tail 1/2"	
44486	Quick coupler with hose tail 3/4"	
44487	Quick coupler with hose tail 1"	
44488	Quick coupler with hose tail 1 1/4"	
44489	Quick coupler with hose tail 1 1/2"	



	44490	Quick coupler Y-distributor	<p>Material: Brass</p> <p>Cam width: 40 mm</p> <p>Practical coupling for drainage &amp; irrigation for house and garden</p> <p>Bayonet closure enables convenient opening and closing of the couplings</p> <p>Seal: NBR</p> <p>Ideal for distributing water in the garden</p> <p>Large, free passage for optimal water yield and minimal line losses</p>
	44491	Quick coupler blind coupler	<p>Material: Brass</p> <p>Cam width: 40 mm</p> <p>Practical coupling for drainage &amp; irrigation for house and garden</p> <p>Bayonet closure enables convenient opening and closing of the couplings</p> <p>Seal: NBR</p>
	44541	Quick coupler to click coupler	<p>Material: Brass</p> <p>Cam width: 40 mm</p> <p>Practical coupling for drainage &amp; irrigation for house and garden</p> <p>Bayonet closure enables convenient opening and closing of the couplings</p> <p>Seal: NBR</p> <p>Transition piece from quick coupler to click coupler</p> <p>Large, free passage for optimal water yield and minimal line losses</p>
	44492	Quick coupler seal	<p>Seal: NBR</p> <p>Suitable for quick-couplings with a cam width of 40 mm</p>
	44493	Suction and high pressure coupler 1"	<p>Suction and high-pressure coupling for suction lines of irrigation pumps</p> <p>The lock nut safeguards against self-loosening, therefore will stay absolutely watertight long-term</p> <p>Bayonet closure enables convenient opening and closing of the couplings</p>
	44494	Suction and high pressure coupler 1 1/4"	<p>Material: Brass</p> <p>Cam width: 40 mm</p> <p>Seal: NBR</p>









# Sealing materials and hose clamps

**Sealed in no time at all**

	Item number	Name	Description
	44528	Teflon sealing tape 0.075 mm x 12 mm	Width: 12 mm Thickness: 0.075 mm Length: 10 m wound on a plastic roll Material: PTFE
	Item number	Name	Description
	51206	Stainless steel hose clamp 1/2"-3/4"	
	51207	Stainless steel hose clamp 3/4"-1"	
	51208	Stainless steel hose clamp 1 1/4"-1 1/2"	Bound in pairs In a colourful display box
	55690	Stainless steel hose clamp 1 1/2"-2"	
	89117	Stainless steel hose clamp 2"-2 1/2"	









# Hoses




## Ready-to-connect complete sets for suction lines or for withdrawing water close to the surface

	Item number	Name	Description
	44546	PVC flat hose 1", 25 m	Inner diameter: 25 mm, Discharge hose Rolls up flat, Smooth inside and out, With polyester insert
	44547	PVC flat hose 1 1/2", 25 m	Inner diameter: 38 mm, Discharge hose Rolls up flat, Smooth inside and out, With polyester insert
	44548	PVC flat hose 2", 25 m	Inner diameter: 50 mm, Discharge hose, Rolls up flat Smooth inside and out, With polyester insert
	Item number	Name	Description
	44543	Garden hose 1/2", 25 m	Max. Operating pressure: 12 bar Burst pressure: 32 bar Inner diameter: 12.5 mm Colour: grey Special fabric insert reduces twisting of the hose Free of phthalates and heavy-metal Smooth, flow optimised inner wall design Guarantee: 12 years UV-resistant Material: PVC
	44544	Garden hose 3/4", 25 m	UV-resistant Max. Operating pressure: 12 bar Burst pressure: 32 bar Inner diameter: 19 mm Colour: grey Special fabric insert reduces twisting of the hose Free of phthalates and heavy-metal Smooth, flow optimised inner wall design Guarantee: 12 years
	44545	Garden hose 1", 25 m	UV-resistant Max. operating pressure: 8 bar Burst pressure: 25 bar Inner diameter: 25 mm Colour: grey Special fabric insert reduces twisting of the hose Free of phthalates and heavy-metal Smooth, flow optimised inner wall design Guarantee: 12 years
	Item number	Name	Description
	44503	Suction line kit w. quick coupler 1", 7m	For optimal suction – high-pressure coupling with adjustment flange With foot valve With suction coupling & high-pressure coupling Already pre-mounted 1" spiral hose 7 m hose length
	40302	Premium rollable hose-rubberised C-52-10	High-quality and robust drain hose Rubberised inside and out 10 m length With pre-mounted C-couplings

# Brass fittings

## Brass couplings for universal implementation










	Item number	Name	Description
	44549	Double nipple 3/4"	
	44550	Double nipple 1"	Male thread both sides
	44551	Double nipple 1 1/4"	Thread in accordance with DIN EN ISO 228-1
	44552	Double nipple 1 1/2"	Material: Brass, hot pressed High-quality and robust
	44564	Socket nipple 1" x 3/4"	Female thread x male thread Female thread flat-sealing Seal: NBR Thread in accordance with DIN EN ISO 228-1 Material: Brass, hot pressed High-quality and robust
	Item number	Name	Description
	44553	Reducing nipple 3/4" x 1/2"	Male thread both sides
	44554	Reducing nipple 1" x 3/4"	Thread in accordance with DIN EN ISO 228-1 Material: Brass, hot pressed High-quality and robust
	44555	Reducing bush 3/4" x 1/2"	
	44556	Reducing bush 1" x 3/4"	Male thread x female thread
	44557	Reducing bush 1 1/4" x 1"	Thread in accordance with DIN EN ISO 228-1
	44558	Reducing bush 1 1/2" x 1 1/4"	Material: Brass, hot pressed High-quality and robust
	44559	Reducing socket 3/4" x 1"	Female thread both sides Thread in accordance with DIN EN ISO 228-1 Material: Brass, hot pressed High-quality and robust
	44564	Socket nipple 1" x 3/4"	Female thread x male thread Female thread flat-sealing Seal: NBR Thread in accordance with DIN EN ISO 228-1 Material: Brass, hot pressed High-quality and robust
	Item number	Name	Description
	44560	Socket 3/4"	
	44561	Socket 1"	Female thread
	44562	Socket 1 1/4"	Thread in accordance with DIN EN ISO 228-1
	44563	Socket 1 1/2"	Material: Brass, hot pressed High-quality and robust
	44564	Socket nipple 1" x 3/4"	Female thread x male thread Female thread flat-sealing Seal: NBR Thread in accordance with DIN EN ISO 228-1 Material: Brass, hot pressed High-quality and robust

	Item number	Name	Description
	44565	T-Piece 90° 3/4"	
	44566	T-Piece 90° 1"	Female thread all-sides Thread in accordance with DIN EN ISO 228-1
	44567	T-Piece 90° 1 1/4"	Material: Brass, hot pressed High-quality and robust
	44568	T-Piece 90° 1 1/2"	
	44569	Elbow 90° 3/4"	
	44570	Elbow 90° 1"	Female thread both sides Thread in accordance with DIN EN ISO 228-1
	44571	Elbow 90° 1 1/4"	Material: Brass, hot pressed High-quality and robust
	44572	Elbow 90° 1 1/2"	
	44573	Rain barrel bushing 1"	Rain barrel threaded fitting 3/4" female thread x 1" male thread Suitable for all bins/barrels/containers with wall thickness up to 14 mm Seal: NBR Nut: Female thread 1" Material: Brass High-quality and robust



# C-couplings

Solid, robust connection technology for rigorous requirements:

	Item number	Name	Description
	44465	C-connector with hose tail 38 mm	
	44466	C-connector with hose tail 52 mm	Material: Aluminium Seal: NBR
	44467	C-connector with male thread 1 1/2"	Lug spacing: 66 mm
	44468	C-connector with male thread 2"	Bayonet closure enables convenient opening and closing of the couplings
	44469	C-connector with female thread 1 1/2"	Ideal connections for pumping large amounts of water with a drainage pump
	44470	C-connector with female thread 2"	
	44471	Transition piece C-connect. quick coupl.	Material: Aluminium / brass Seal: NBR Lug spacing – C-coupling: 66 mm Cam width – quick-coupling: 40 mm Bayonet closure enables convenient opening and closing of the couplings Transition piece from C-coupling to quick-coupling
	44472	C-connector sealing	Material: NBR Suitable for C-couplings with a lug spacing of 66 mm
	44473	ABC-key	Material: Steel Universal implementation spanner for easier disconnecting and connecting of A, B and C-couplings

# GOOD TO KNOW



## Other useful information

The following pages provide a wealth of important additional information:

Read all about our warranty and extended warranty. Our detailed pump diagrams will help you to choose the perfect products.

You will also find an overview of the products in this catalogue.

You can find further useful and up-to-the-minute information about products and campaigns from OASE water and garden and OASE drainage and irrigation at any time by visiting [www.oase.com](http://www.oase.com)

### **i** ENERGY EFFICIENCY CLASSES

*> From page 446*

### WATERCOURSE DIAGRAMS

*> From page 447*

### TECHNICAL DATA ON DRAINAGE AND IRRIGATION

*> From page 448*

### FRICTION LOSSES IN PIPE AND HOSE LINES

*> From page 450*

### GUARANTEE

*> From page 451*

### PRODUCT OVERVIEWS

*> From page 452*

### NOTES

*> From page 472*

### DYNAMIX

*> From page 474*



## Energy efficiency classes

The EU Energy Consumption mark provides information concerning the energy efficiency class of a light fixture, i.e. the ratio of light output to power consumption, as well as information concerning other characteristics of the product. Power saving LED bulbs reach an energy efficiency class of A to G.

*For your information, here we have presented the energy efficiency classes of the OASE illumination product range together with more detailed information in an overview.*

Item no.	Product	Catalogue page	Energy efficiency class	This light unit contains built-in LED bulbs	The bulbs cannot be replaced in the light unit	Weighted energy consumption per light fixture
51205	Waterfall Illumination 30	Page 308		X	X	4
51209	Waterfall Illumination 60	Page 308		X	X	7
51980	Waterfall Illumination 90	Page 308		X	X	10
50512	LunAqua Mini LED	Page 301		X	X	2
50513	LunAqua Mini LED warm	Page 301		X	X	2
50507	LunAqua Maxi LED Set 1	Page 300		X	X	3
50508	LunAqua Maxi LED Set 3	Page 300		X	X	3
50509	LunAqua Maxi LED Solo	Page 300		X	X	3
51968	LunAqua Power LED XL 3000 Narrow Spot	Page 294		X	X	15
57763	LunAqua Power LED XL 3000 Spot	Page 294		X	X	15
57762	LunAqua Power LED XL 3000 Flood	Page 294		X	X	15
57764	LunAqua Power LED XL 3000 Wide Flood	Page 294		X	X	15
51971	LunAqua Power LED XL 4000 Spot	Page 294		X	X	15
51969	LunAqua Power LED XL 4000 Flood	Page 294		X	X	15
51978	LunAqua Power LED XL 4000 Wide Flood	Page 294		X	X	15
88264	Fountain Ring LED Set	Page 305		X	X	3
88263	Wall Spout LED Set	Page 306		X	X	3

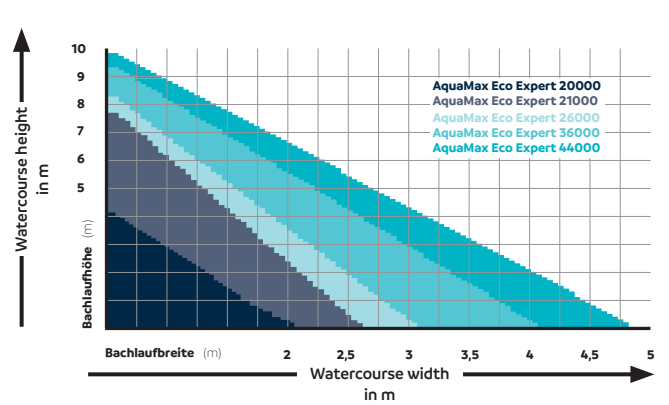
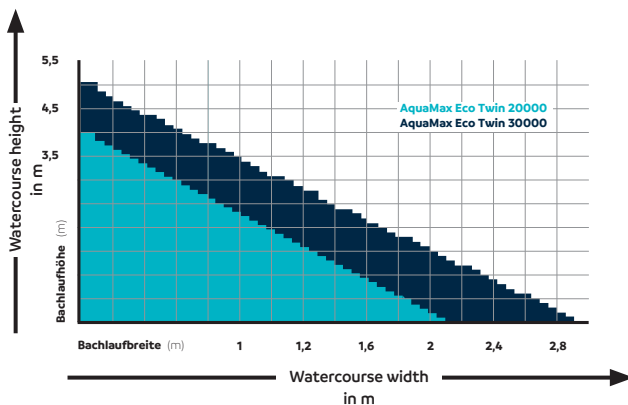
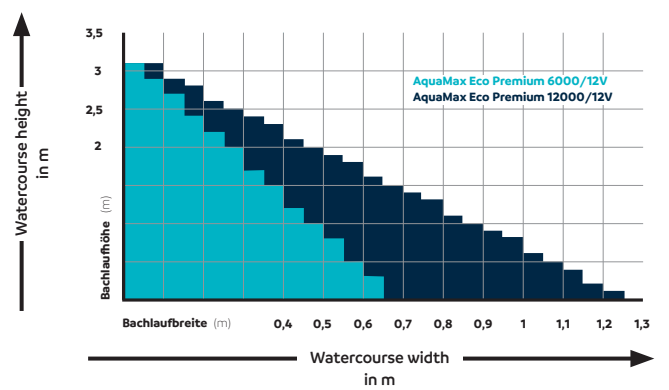
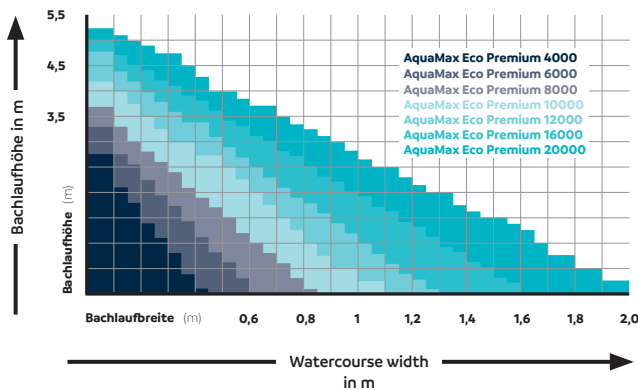
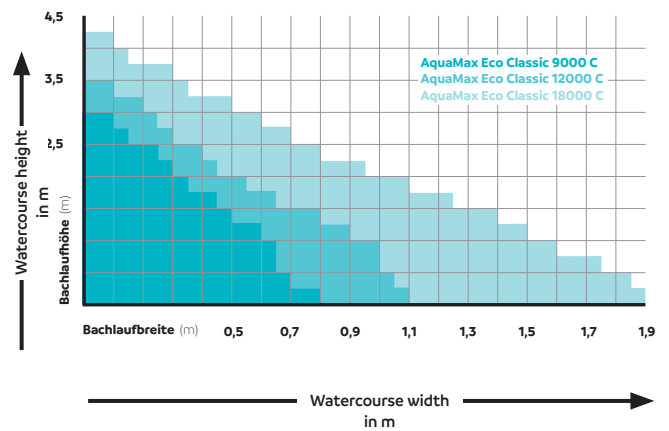
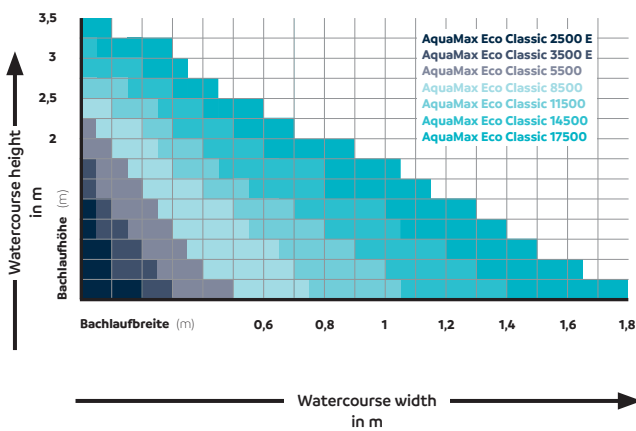
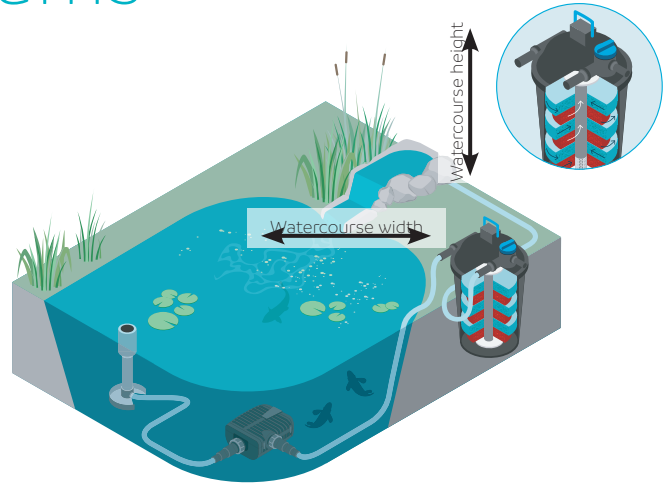
# Watercourse diagrams

## How: Which pump is right for your watercourse?

These diagrams are recommendations to help you select the correct pump for your watercourse (average watercourse application). This includes about 5 m of a 1 1/2" hose (with a pressure loss of about 0.15 m of water column).

As a rule of thumb, the following applies to determining the correct pump for a watercourse:

Width of watercourse in cm x 1.5 l/min. = output l/min.

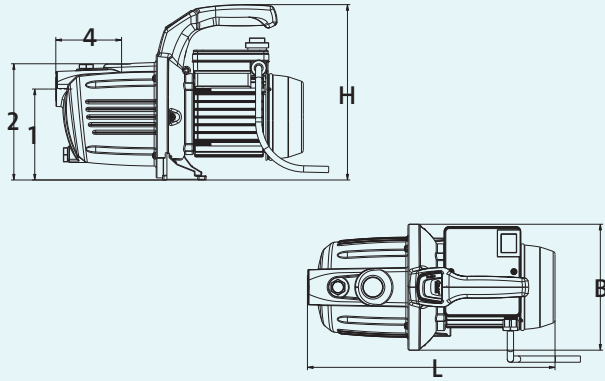


# Technical data

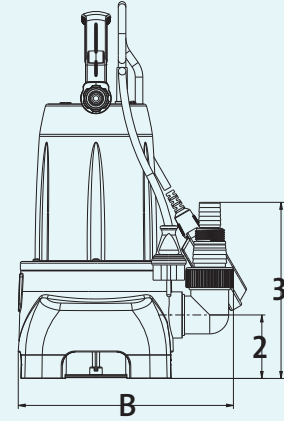
## Dimensions and sound values

<b>ProMax</b>	Item no.	Item no. (GB-version)	Page	Length mm (L)	Width mm (W)	Height mm (H)	Suction opening height mm (1)	Outlet height mm (2)	Outlet height mm (3)	Distance between pressure- and suction line mm (4)	Sound power level meas- ured (dB) A	Sound power level guaranteed (dB) A	Meas- urement reliability (dB) A
<b>ClearDrain 6000</b>	47746	not available in GB!	422	178	237	337	-	35	159	-	-	-	-
<b>ClearDrain 7000</b>	42260	42263	420	193	179	352	-	263	368	-	-	-	-
<b>ClearDrain 11000</b>	42261	42264	420	193	197	393	-	304	409	-	-	-	-
<b>ClearDrain 14000</b>	42262	42265	420	193	197	393	-	304	409	-	-	-	-
<b>MudDrain 6000</b>	47748	not available in GB!	430	178	237	363	-	61	185	-	-	-	-
<b>MudDrain 7000</b>	42266	42271	428	193	247	395	-	73	203	-	-	-	-
<b>MudDrain 11000</b>	42267	42272	428	193	247	422	-	73	203	-	-	-	-
<b>MudDrain 14000</b>	42268	42273	428	193	247	422	-	73	203	-	-	-	-
<b>MudDrain 20000</b>	57766	57769	426	200	254	440	-	84	211	-	-	-	-
<b>MudDrain 25000</b>	57767	57770	424	178	246	453	-	159	228	-	-	-	-
<b>MudDrain 30000</b>	57768	57771	424	178	246	453	-	159	228	-	-	-	-
<b>Garden Classic 3000</b>	43118	43120	386	354	180	251	130	166	-	93	75	78	3
<b>Garden Classic 4500</b>	43119	43121	386	364	180	251	130	166	-	93	78	80	2
<b>Garden 3500</b>	43122	not available in GB!	384	543	234	304	207	284	-	183	75	78	3
<b>Garden 5000</b>	43123	not available in GB!	384	543	234	304	207	284	-	183	75	78	3
<b>Garden 6000/5</b>	43124	not available in GB!	384	591	234	304	207	284	-	232	75	78	3
<b>Rain 4000</b>	47750	47751	396	177	167	317	-	255	-	-	-	-	-
<b>Pressure Cistern 6000/6</b>	57775	-	394	98	98	668	-	653	-	-	-	-	-
<b>Pressure Well Automatic 3000/15</b>	73362	-	388	74	74	1085	-	1069	-	-	-	-	-
<b>Pressure Well Automatic 6000/8</b>	43134	not available in GB!	388	98	98	814	-	797	-	-	-	-	-
<b>Pressure Well 3000/18</b>	70896	-	390	74	74	1085	-	1069	-	-	-	-	-
<b>Pressure Automatic 5500/5</b>	57774	-	392	98	98	763	-	746	-	-	-	-	-
<b>Pressure Automatic 6000/8</b>	43133	43135	392	98	98	871	-	854	-	-	-	-	-

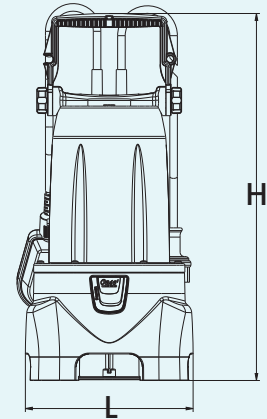
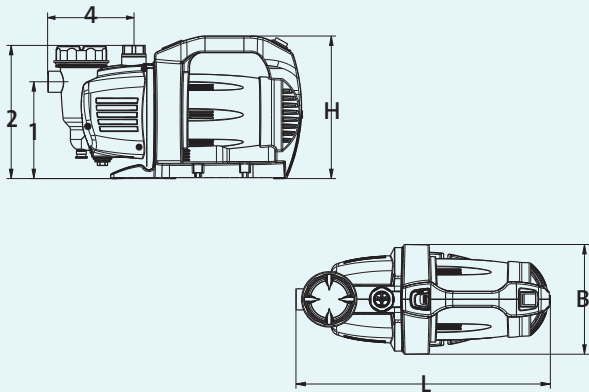
## Garden pumps



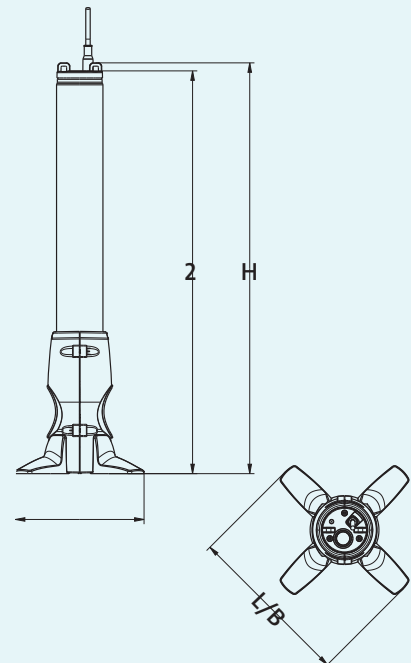
## Drainage pumps



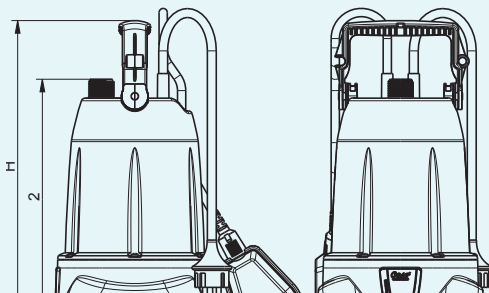
## Domestic water systems



## Submersible pumps



## Rain barrel pumps





## Friction losses in pipe and hose lines:

Flow rate (litres / min.)	Light values (mm / inch)	Pressure loss per running metre (mWC)
15	13 mm – ½"	0.34 mWC
30		1.20 mWC
30	19 mm – ¾"	0.12 mWC
50		0.32 mWC
50	25 mm – 1"	0.08 mWC
75		0.19 mWC
100		0.34 mWC
100	32 mm – 1¼"	0.11 mWC
150		0.21 mWC
100	38 mm – 1½"	0.03 mWC
150		0.07 mWC
200		0.12 mWC
250		0.15 mWC
200	50 mm – 2"	0.04 mWC
250		0.06 mWC
300		0.08 mWC
350		0.10 mWC
400		0.14 mWC
450		0.17 mWC

To make optimum use of the pump outputs, the hose diameter should be as large as possible. Too small a diameter or angle and flow restrictions due to hose connections influence the flow rate!

### Notes:

All values given for the fountain attachments are approximate.

H = height in cm

mWC = metre of water column

Ø = diameter of the spray water in cm

The spring diameters and spring heights may vary depending on the individual installation and the water quality.

**Note:** Electrical connection points must be at least 2 m away from the pond edge, dry and protected with a maximum 30 mA residual current protective device.

The products shown/offered are exclusively intended for the stated purpose. Catalogue pictures do not represent a product description in the sense of contractually owed properties. Minor variations from the products photographed do not constitute a defect. The publication of this catalogue renders all older catalogue versions invalid.

Use of our image data is only permitted after our prior written permission from OASE.

Our General Terms of Sale apply; these can be downloaded at [www.oase.com](http://www.oase.com).



# Guarantee

## Guarantee

OASE GmbH grants a manufacturer's guarantee under the conditions cited below; the guarantee period is designated on a productspecific basis. This is provided in the form of supplemental text with the product.

The designated guarantee period starts with the initial new product purchase from an OASE dealer. In the event of subsequent sale the guarantee period does not start over again from the beginning. The guarantee period is neither extended nor restarted through guarantee performances; legal guarantee claims do not occur on guarantee performances.

If the content of the guarantee is not otherwise specified separately, OASE grants a guarantee in the scope cited below: The prerequisite for claiming any guarantee from OASE, including the extension guarantee is that in the case of parts replacement /repair, the customer must have properly installed original OASE spare parts exclusively for any repair or remediation. Any OASE guarantee is invalidated if products from other manufacturers are used.

We provide guarantee performances, at our discretion, through no charge repair, or no charge delivery of original spare parts or of a replacement device of comparable value. If the type in question is no longer manufactured, we reserve the right, at our discretion to deliver a replacement device from our product line that is most like the original object of the guarantee claim. Reimbursement of expenses for removal and installation, inspection, claims for lost profit and compensation for damages are not covered by the guarantee, nor are more extensive claims for damages and losses, regardless of type, that have been caused by the device or its use.

The guarantee only applies for the country in which the product was purchased from an OASE dealer. German law applies for this guarantee in accordance with these conditions; with exclusion of the United Nations Convention on Contracts for the International Sale of Goods (CISG).

The legal rights of the purchaser, particularly arising from the warranty, continue in effect and are not limited by this guarantee.

Defects or damage that are due to faulty installation or operating errors, as well as insufficient care, or for example due to the use of unsuitable cleaning agents or neglected maintenance, non-intended use, damage, impact, the effects of freezing, etc. cutting off the plug, shortening the cable, calcium deposits or improper repair attempts, do not fall under the protection of the guarantee. With regard to intended use, we refer you to the user instructions, compliance with which is the basic prerequisite for a guarantee claim. Parts subject to wear, such as bulbs, are not part of this guarantee. If there is a guarantee case please contact your OASE dealer that sold the product to you.

If there is a guarantee case please contact your OASE dealer that sold the product to you. If this possibility does not exist, then claims arising from the guarantee can be made binding against OASE GmbH Tecklenburger Str. 161, 48477 Hörstel, Germany by shipping the device or the parts in question to us at your expense, together with the original purchase receipt of the OASE dealer, the guarantee certificate, as well as written information about the claimed defect.

A directory of OASE dealers is available at: [www.oase.com](http://www.oase.com)

# Extension Guarantee

## Extended OASE Guarantee

Guarantee on request Based on the product, we extend our advertised manufacturer guarantee one time by 1 year, or alternatively by an additional 2 years of guarantee time in specially identified cases, under the same guarantee conditions in the special cases advertised by the manufacturer, and only on special request, this is done regularly only on request. We grant the extension guarantee only to end customers who have purchased the product from an OASE dealer and who do not commercially resell the product and install it on the premises of third parties in the course of their professional activities.

The term of the guarantee period starts with the expiration of the first guarantee, with the prerequisite that the product was verifiably purchased from an OASE dealer. Therefore in the event of resale the guarantee period does not begin at a later point in time, nor does it start over again. The guarantee period is neither extended nor restarted through guarantee performances.

At OASE's discretion the guarantee performance extends to free-ofcharge repair of the defective part or replacement delivery of a comparable / equivalent value product with exclusion of more extensive claims. In addition, in a guarantee case, we shall accept the appropriate costs for sending in the defective product and the return delivery.

More extensive claims are excluded. The legal rights of the purchaser are not limited by this guarantee. The guarantor is **OASE GmbH, Postfach 2069, 48469 Hörstel, Germany** The extension guarantee can be acquired either through online registration or via the Hotline with submission of a copy of the original purchase receipt at: [https://www.oase.com/en\\_GB/extended-guarantee](https://www.oase.com/en_GB/extended-guarantee) **OASE-Hotline +44 (0) 1256 896886 (at the standard rate from the German landline network)** In the absence of a deviating agreement, OASE collects your data exclusively for processing of the described guarantee, particularly for assurance of your identity and verification of the purchase object and the time of purchase. This data is used solely by OASE and is not disclosed to any third party.

## Data protection

We use your personal data only to the extent required for execution and processing of the contract. Furthermore we would like to inform you of new products via regular mail, email, telephone and fax. We will request your express consent in this regard at the appropriate point, to the extent necessary. You can notify us at any time if you no longer want to receive such information by contacting us on our Hotline **+44 (0) 1256 896886**.

If you purchase goods from us, in the future we will send information emails to you for similar goods. Even if a consent is not required, at any time you can request that you no longer receive such information emails from us. In this regard please contact us via e-mail at [info@oase.com](mailto:info@oase.com). Otherwise please take note of our Data Protection Policy at [https://www.oase.com/en\\_GB/privacy-policy](https://www.oase.com/en_GB/privacy-policy)

# Alphabetical product overview

Item no.	Item no. GB	Description	Page	Item no.	Item no. GB	Description	Page
44497		2/3 Hose tail G 1, H 1/2"	436	51070		AlfaFol black Pre-Packed 0.5mm / 2x1.5 m	69
44498		2/3 Hose tail G 1, H 3/4"	436	50644		AlfaFol black Pre-Packed 0.5mm / 2 x 3 m	69
44499		2/3 Hose tail G 1, H 1"	436	50647		AlfaFol black Pre-Packed 0.5mm / 4 x 3 m	69
44495		2/3 Hose tail G 3/4, H 1/2"	436	50649		AlfaFol black Pre-Packed 0.5mm / 4 x 5 m	69
44496		2/3 Hose tail G 3/4, H 3/4"	436	50650		AlfaFol black Pre-Packed 0.5mm / 6 x 4 m	69
44520		2-way coupler	407	50657		AlfaFol black Pre-Packed 0.5mm / 6 x 5 m	69
44523		3-way coupler	407	50658		AlfaFol black Pre-Packed 0.5mm / 6 x 6 m	69
44524		3-way valve with 2 closing levers 3/4"	407	50659		AlfaFol black Pre-Packed 0.5mm / 8 x 6 m	69
44473		ABC-key	443	54884		AlfaFol olive 1.0 mm Jumbo / 2 x 500 m	71
18127		Adapter kit hose Bitron Gravity	208	37205		AlfaFol olive green 1.0 mm / 4 x 25 m	71
17272		Add. pack AquaMax Eco 1" - 1 1/2"	146	37206		AlfaFol olive green 1.0 mm / 6 x 25 m	71
17064		Add. pack AquaMax Eco 1 1/2"	146	37207		AlfaFol olive green 1.0 mm / 8 x 25 m	71
17069		Add. pack AquaMax Eco 2"	146	57788		AlfaFol olive green 1.0 mm, 2D Basic	71
89118		Additional pack Eco Expert 2 1/2"	146	36297		Algae net large	346
50183		AirFlo 1.5 kW / 230 V	221	36298		Algae net small	346
50185		AirFlo 4.0 kW / 400 V	221	84318		Algae net triangular	346
57484		AlfaFol black 0.5 mm / 4 x 50 m	71	50546	70451	AquaActiv ALGo Direct 500 ml	367
57490		AlfaFol black 0.5 mm / 6 x 40 m	71	50549		AquaActiv ALGo Direct 5 l	367
57493		AlfaFol black 0.5 mm / 8 x 30 m	71	51278	75803	AquaActiv ALGo Fountain 500 ml	371
57483		AlfaFol black 0.5 mm / 2 x 100 m	71	40234		AquaActiv ALGo Fountain 5 l	371
51550		AlfaFol black 0.5 mm Jumbo / 2 x 960 m	71	40235	70452	AquaActiv ALGo Greenaway 500 ml	367
57786		AlfaFol black 0.5 mm, 2D Basic	71	50542	70450	AquaActiv ALGo Universal 500 ml	367
57776		AlfaFol black 0.5 mm, Roll-cut width=2m	71	50545		AquaActiv ALGo Universal 5 l	367
57777		AlfaFol black 0.5 mm, Roll-cut width=4m	71	50567		AquaActiv AntiArgulus 500 ml	373
57778		AlfaFol black 0.5 mm, Roll-cut width=6m	71	50936		AquaActiv AntiArgulus 5 l	373
57779		AlfaFol black 0.5 mm, Roll-cut width=8m	71	50568		AquaActiv AntiBacteria 500 ml	373
51286		AlfaFol black 0.8 mm / 6 x 25 m	71	50931		AquaActiv AntiBacteria 5 l	373
37168		AlfaFol black 0.8 mm / 8 x 25 m	71	50566		AquaActiv AntiFungus 500 ml	373
41938		AlfaFol black 0.8 mm Jumbo / 2 x 600 m	71	50929		AquaActiv AntiFungus 5 l	373
55190		AlfaFol black 1.0 mm / 10 x 20 m	71	50565		AquaActiv AntiParasite 500 ml	373
55191		AlfaFol black 1.0 mm / 12 x 15 m	71	50928		AquaActiv AntiParasite 5 l	373
53622		AlfaFol black 1.0 mm / 2 x 50 m	71	53759		AquaActiv AquaHumin	363
51294		AlfaFol black 1.0 mm / 4 x 25 m	71	51277		AquaActiv BioKick 100 ml	355
37169		AlfaFol black 1.0 mm / 6 x 25 m	71	50295	75834	AquaActiv BioKick 200 ml	307
37170		AlfaFol black 1.0 mm / 8 x 25 m	71	50939		AquaActiv BioKick 2 l	355
46829		AlfaFol black 1.0 mm Jumbo / 2 x 500 m	71	51283		AquaActiv BioKick Care 250 ml	359
57787		AlfaFol black 1.0 mm, 2D Basic	71	51288		AquaActiv BioKick Care 2 l	359
57780		AlfaFol black 1.0 mm, Roll-cut width=2 m	71	50562	75837	AquaActiv BioKick fresh 500 ml	355
57781		AlfaFol black 1.0 mm, Roll-cut width=4 m	71	51280		AquaActiv BioKick Premium	355
57782		AlfaFol black 1.0 mm, Roll-cut width=6 m	71	50557	75823	AquaActiv OptiPond 500 ml	359
57783		AlfaFol black 1.0 mm, Roll-cut width=8 m	71	50558		AquaActiv OptiPond 5 l	359
57784		AlfaFol black 1.0 mm, Roll-cut width=10m	71	50559	75828	AquaActiv OxyPlus 500 ml	367
57785		AlfaFol black 1.0 mm, Roll-cut width=12m	71	36981		AquaActiv PhosLess Algae protection	363
35933		AlfaFol black 1.5 mm / 2 x 15 m	71	51284	75817	AquaActiv PhosLess Direct 500 ml	363
35934		AlfaFol black 1.5 mm Jumbo / 2 x 300 m	71	51287		AquaActiv PhosLess Direct 5 l	363
35935		AlfaFol black 1.5 mm, 2D Basic	71	57477		AquaActiv PhosLess Refill pack	363

# Alphabetical product overview

Item no.	Item no. GB	Description	Page	Item no.	Item no. GB	Description	Page
50552	70453	AquaActiv PondClear 500 ml	367	50708		AquaMax Eco Twin 20000	121
50555		AquaActiv PondClear 5 l	367	50710		AquaMax Eco Twin 30000	121
54049		AquaActiv PondLith	363	53751		AquaNet pond net 1 / 3 x 4 m	347
40242	75806	AquaActiv PumpClean 500 ml	331	53752		AquaNet pond net 2 / 4 x 8 m	347
50570		AquaActiv QuickSticks 6in1	353	53753		AquaNet pond net 3 / 6 x 10 m	347
50563	70449	AquaActiv Safe&Care 500 ml	359	34064	73377	AquaOxy 250	223
50560	75820	AquaActiv SediFree 500 ml	367	57063	57567	AquaOxy 500	223
50561		AquaActiv SediFree 5 l	367	37125		AquaOxy 1000	223
50564		AquaActiv Universal 500 ml	367	87100	87103	AquaOxy 2500	223
50927		AquaActiv Universal 5 l	373	87101	87104	AquaOxy 5000	223
50571		AquaActiv Water analysis Profi-Set	353	87102	87105	AquaOxy 7500	223
87157		AquaAir Eco 250	220	88667		AquaOxy aeration ring D 60 cm	226
50393		AquaMax Dry 6000	119	88669		AquaOxy Aerator Bar L	226
50066	50069	AquaMax Dry 8000	119	88668		AquaOxy Aerator Bar S	226
50068		AquaMax Dry 14000	119	78109		Aquarius Eco Expert 20000 / 12 V	143
20225	20241	AquaMax Eco Classic 2500 E	127	42405		Aquarius Eco Expert 22000	131
20249	20264	AquaMax Eco Classic 3500 E	127	42404		Aquarius Eco Expert 28000	131
51096	51098	AquaMax Eco Classic 5500	127	54612		Aquarius Eco Expert 36000	131
51099	51100	AquaMax Eco Classic 8500	127	54613		Aquarius Eco Expert 44000	131
73336	73339	AquaMax Eco Classic 9000 C	125	43041	43042	Aquarius Fountain Set Classic 750	237
51102	51103	AquaMax Eco Classic 11500	127	57399	57438	Aquarius Fountain Set Classic 1000	237
73337	73340	AquaMax Eco Classic 12000 C	125	77371	77375	Aquarius Fountain Set Classic 2000 E	237
51104	51109	AquaMax Eco Classic 14500	127	77372	77376	Aquarius Fountain Set Classic 3000 E	237
56653	56710	AquaMax Eco Classic 17500	127	77374	77377	Aquarius Fountain Set Classic 4000 E	237
73338	73341	AquaMax Eco Classic 18000 C	125	41923	41924	Aquarius Fountain Set Eco 5500	235
55313		AquaMax Eco Expert 20000 / 12 V	139	41925	41926	Aquarius Fountain Set Eco 7500	235
39916		AquaMax Eco Expert 21000	117	41927	41928	Aquarius Fountain Set Eco 9500	335
39917		AquaMax Eco Expert 26000	117	56888		Aquarius Solar 700	239
77918		AquaMax Eco Expert 27000 / 12 V	139	56889		Aquarius Solar 1500	239
54614		AquaMax Eco Expert 36000	131	36726	36746	Aquarius Universal Classic 440	135
54615		AquaMax Eco Expert 44000	131	36673		Aquarius Universal Classic 440i	135
57091		AquaMax Eco Gravity 10000	113	36975	36977	Aquarius Universal Classic 600	135
57092		AquaMax Eco Gravity 15000	113	36950	36980	Aquarius Universal Classic 1000	135
57093		AquaMax Eco Gravity 20000	113	36951	36983	Aquarius Universal Classic 1500	135
50734	50735	AquaMax Eco Premium 4000	123	36953	36978	Aquarius Universal Classic 2000	135
50736	50739	AquaMax Eco Premium 6000	123	56614		Aquarius Universal Premium 4000	133
50730		AquaMax Eco Premium 6000 / 12 V	141	56617	56619	Aquarius Universal Premium 5000	133
50740	50741	AquaMax Eco Premium 8000	123	56637		Aquarius Universal Premium 6000	133
51078	51085	AquaMax Eco Premium 10000	123	56876		Aquarius Universal Premium 9000	133
50742	50743	AquaMax Eco Premium 12000	123	56879		Aquarius Universal Premium 12000	133
50382		AquaMax Eco Premium 12000 / 12 V	141	57390		Aquarius Universal Premium Eco 3000	133
50745	50746	AquaMax Eco Premium 16000	123	57392		Aquarius Universal Premium Eco 4000	133
56406	56409	AquaMax Eco Premium 20000	123	51236		AquaSkim 20	330
73656		AquaMax Eco Titanium 31000	111	56907		AquaSkim 40	330
73657		AquaMax Eco Titanium 51000	111	51237		AquaSkim Gravity	330
77462		AquaMax Eco Titanium 81000	111	72780		ASM lid container M / L	174

# Alphabetical product overview

Item no.	Item no. GB	Description	Page	Item no.	Item no. GB	Description	Page
72953		AutoFill Kit	25	44465		C-connector with hose tail 38 mm	443
44525		Ball valve female thread 1/2"	408	44466		C-connector with hose tail 52 mm	443
44526		Ball valve female thread 3/4"	408	44467		C-connector with male thread 1 1/2"	443
44527		Ball valve female thread 1"	408	44468		C-connector with male thread 2"	443
47601		BioPress 4000	197	44516		Click coupler 1/2"	407
47602		BioPress 6000	197	44517		Click coupler 3/4"	407
47603		BioPress 10000	197	44518		Click coupler with water stop 1/2"	407
50499	50504	BioPress Set 4000	199	44519		Click coupler with water stop 3/4"	407
50453	50454	BioPress Set 6000	199	45480		Cluster Eco 15 - 38	263
50455	50457	BioPress Set 10000	199	53762		Coconut embankment mats 1 x 20 m	316
56776		BioSmart 18000	189	33078		Colca Canyon slate green, left	44
56641		BioSmart 36000	189	33077		Colca Canyon slate green, right	44
50525		BioSmart Set 5000	189	33076		Colca Canyon slate green, spring	44
50449	50450	BioSmart Set 7000	189	57471		Concrete part 70 T	56
50451	50452	BioSmart Set 14000	189	57467		Concrete part 100 T	56
56777	56778	BioSmart Set 18000	189	50540		Connection elbow 2"/90° Bitron	210
56781	56785	BioSmart Set 24000	189	73756		Connection elbow 2"/90° external thread	146
56789	56793	BioSmart Set 36000	189	50833		Connection elbow black DN50/45°	182
57377		BioSmart UVC 16000	189	55044		Connection elbow black DN75/45°	182
57137		BioSys Skimmer +	331	55045		Connection elbow black DN75/87°	182
55421		BioTec 30	185	50430		Connection elbow black DN110/45°	50
54850	54854	BioTec Premium 80000 pump-fed OC	181	85857		Connection Kit Wall Spout	312
57694		BioTec ScreenMatic <sup>2</sup> 40000	183	76757		Connection set Pressure Well VA	405
57695		BioTec ScreenMatic <sup>2</sup> 60000	183	84166		Copper Bowl Round 50	274
46178		BioTec ScreenMatic <sup>2</sup> 90000	183	84167		Copper Bowl Round 60	274
57696		BioTec ScreenMatic <sup>2</sup> 140000	183	84168		Copper Bowl Round 75	274
57697	57699	BioTec ScreenMatic <sup>2</sup> Set 40000	183	84169		Copper Bowl Round 90	274
57698	57701	BioTec ScreenMatic <sup>2</sup> Set 60000	183	84165		Copper Bowl Square 50	274
46179	46180	BioTec ScreenMatic <sup>2</sup> Set 90000	183	84164		Copper pedestal for copper bowls	274
56804		Bitron C 24 W	213	84170		Cord seal fitting 1 1/2"	275
56799		Bitron C 36 W	213	88426		Cube 60 CS	272
56823		Bitron C 55 W	213	88427		Cube 90 CS	272
56901		Bitron C 72 W	213	74322		Cube Stand 70	272
56902		Bitron C 110 W	213	89116		Cube Stand 100	272
56769		Bitron Eco 120 W	211	51973		Debris sieve 70 E	56
56405		Bitron Eco 180 W	211	51974		Debris sieve 100 E	56
56410		Bitron Eco 240 W	211	48790		Dechlorinator	360
73374		Bitron Premium 60 W	209	41298		Discharge hose stable PondoVac Premium	345
73375		Bitron Premium 120 W	209	50829		Discharge pipe black DN50/480 mm	50
73376		Bitron Premium 180 W	209	55043		Discharge pipe black DN75/480 mm	50
37143		Bottom drain BD 100	50	50427		Discharge pipe black DN110/480 mm	50
33059		Caucasus grey	47	44549		Double nipple 3/4"	441
33058		Caucasus slate brown	47	44550		Double nipple 1"	441
44472		C-connector sealing	443	44551		Double nipple 1 1/4"	441
44469		C-connector with female thread 1 1/2"	443	44552		Double nipple 1 1/2"	441
44470		C-connector with female thread 2"	443	50949		Drain set ProfiClear Premium pump-fed	174

# Alphabetical product overview

Item no.	Item no. GB	Description	Page	Item no.	Item no. GB	Description	Page
78111		DuoBoost 2 cm 250 ml	361	57956		EuroFol EPDM 1.0 mm, Rollcut width=12 m	79
78112		DuoBoost 2 cm 2.5 l	361	57957		EuroFol EPDM 1.0 mm, Rollcut width=15 m	79
78110		DuoBoost 5 cm 250 ml	361	45473		EuroFol EPDM 1.2 mm / truck order	79
84239		DuoBoost Counter Display	361	57795		EuroFol EPDM 1.2 mm, 2D Basic	79
90254		EasyFol EPDM 1.0 mm/ 3.05 x 30.48 m	77	45474		EuroFol EPDM 1.5 mm / truck order	79
76637		EasyFol EPDM 1.0 mm/ 3.96 x 30.48 m	77	57796		EuroFol EPDM 1.5 mm, 2D Basic	79
76638		EasyFol EPDM 1.0 mm/ 4.27 x 30.48 m	77	84032		Extension cable Expert 12 V 10 m	142
76639		EasyFol EPDM 1.0 mm/ 4.88 x 30.48 m	77	84031		Extension cable Premium 12 V 10 m	140
90261		EasyFol EPDM 1.0 mm/ 5.49 x 30.48 m	77	55448		Extension discharge set PondoVac	344
76645		EasyFol EPDM 1.0 mm/ 6.10 x 30.48 m	77	43487		Extension hose PondoVac 5	344
76646		EasyFol EPDM 1.0 mm/ 6.10 x 60.96 m	77	89043		Extension Pump Vault	219
90258		EasyFol EPDM 1.0 mm/ 7.32 x 30.48 m	77	44532		Filter element large single use, 80 mic.	404
90259		EasyFol EPDM 1.0 mm/ 8.02 x 20.12 m	77	44534		Filter element large washable, 250 mic.	404
90049		EasyFol EPDM 1.0 mm/ 8.02 x 30.48 m	77	44531		Filter element small single use, 80 mic.	404
90050		EasyFol EPDM 1.0 mm/ 10.06 x 30.48 m	77	44533		Filter element small washable, 250 mic.	404
90051		EasyFol EPDM 1.0 mm/ 12.20 x 30.48 m	77	40456		Filtercartridge set BioTec Premium 80000	176
90260		EasyFol EPDM 1.0 mm/ 12.20 x 60.96 m	77	50901		Filtercartridge Set FiltoMatic CWS 7000	176
90052		EasyFol EPDM 1.0 mm/ 15.25 x 30.48 m	77	50904		Filtercartridge set FiltoMa CWS 14/25000	176
90218		EasyFol EPDM container order 1.02 mm	77	50420		FiltoCap sand	320
90053		EasyFol EPDM container order 1.14 mm	77	77831		FiltoCap stone grey	320
90054		EasyFol EPDM container order 1.52 mm	77	77776	77788	FiltoClear 5000	193
40291		EasyPick	347	77777	77789	FiltoClear 13000	193
47673		Eco Control	145	77778	77790	FiltoClear 19000	193
87091		Eco-Rise 30	32	77779	77791	FiltoClear 31000	193
72937		Eco-Rise 50	32	77780	77792	FiltoClear Set 5000	195
44569		Elbow 90° 3/4"	442	77781	77793	FiltoClear Set 13000	195
44570		Elbow 90° 1"	442	77782	77794	FiltoClear Set 19000	195
44571		Elbow 90° 1 1/4"	442	77783	77795	FiltoClear Set 31000	195
44572		Elbow 90° 1 1/2"	442	50268		FiltoMatic Cap CWS L	320
47676		EuroFol EPDM 0.75 mm / 3 x 30 m	79	50269		FiltoMatic Cap CWS XL	320
71937		EuroFol EPDM 0.75 mm / 4.5 x 30 m	79	50906		FiltoMatic CWS 7000	187
47677		EuroFol EPDM 0.75 mm / 6 x 30 m	79	50910		FiltoMatic CWS 14000	187
71938		EuroFol EPDM 0.75 mm / 7.5 x 30 m	79	50925		FiltoMatic CWS 25000	187
47678		EuroFol EPDM 0.75 mm / 9 x 30 m	79	50865		FiltoMatic CWS Set 7000	187
45466		EuroFol EPDM 1.0 mm / 3 x 30 m	79	50866		FiltoMatic CWS Set 14000	187
45467		EuroFol EPDM 1.0 mm / 4.5 x 30 m	79	50872		FiltoMatic CWS Set 25000	187
45468		EuroFol EPDM 1.0 mm / 6 x 30 m	79	70364		Filtral Aeration Set	202
45469		EuroFol EPDM 1.0 mm / 9 x 30 m	79	70233		Filtral UVC 1500	205
45470		EuroFol EPDM 1.0 mm / 12 x 30 m	79	70236		Filtral UVC 1500	203
45471		EuroFol EPDM 1.0 mm / 15 x 30 m	79	70234		Filtral UVC 3000	205
45472		EuroFol EPDM 1.0 mm / truck order	79	70237		Filtral UVC 3000	203
57794		EuroFol EPDM 1.0 mm, 2D Basic	79	70235		Filtral UVC 6000	205
57952		EuroFol EPDM 1.0 mm, Rollcut width=3 m	79	70238		Filtral UVC 6000	203
57953		EuroFol EPDM 1.0 mm, Rollcut width=4.5 m	79	70239		Filtral UVC 9000	203
57954		EuroFol EPDM 1.0 mm, Rollcut width=6 m	79	75952		Filtral UVC 9000	205
57955		EuroFol EPDM 1.0 mm, Rollcut width=9 m	79	36299		Fish net large	346

# Alphabetical product overview

Item no.	Item no. GB	Description	Page	Item no.	Item no. GB	Description	Page
36300		Fish net small	346	36311	56473	InScenio FM-Master 3	291
57149		FixoFol 7 cm x 6 m	62	70788	70789	InScenio FM-Master Cloud	289
40306		Flat nozzle PondoVac Premium	345	70785	70786	InScenio FM-Master Home	289
51243		FlexiCut 2 in 1	347	50417		InScenio Rock sand	320
42641		Floating fountain illumination set RGB	297	50053		JumpingJet Rainbow Star Add-on Set	247
40301		Floating hose PondoVac Premium	345	50052		JumpingJet Rainbow Star Set	247
41984		Floating hose Set PondoVac 5	344	42637		LED-Floating Fountain Illumination white	299
56630		Flow regulator 1 1/2"	57	51108		Liner clamping flange 70 T	56
70972		FoamFix	63	51117		Liner clamping flange 100 T	56
70974		FoamFix Pro-Applicator	63	50114	75074	LunaLed 6s	311
44507		Foot valve brass spring loaded 1"	408	50115	75075	LunaLed 9s	311
44508		Foot valve brass spring loaded 1 1/4"	408	57034		LunAqua 3 LED Set 1	302
88264		Fountain Ring LED Set	305	57035		LunAqua 3 LED Set 3	302
55317		Garden Controller Cloud	287	50527		LunAqua Classic LED Set 1	303
55316		Garden Controller Home	287	50530		LunAqua Classic LED Set 3	303
44543		Garden hose 1/2", 25 m	440	50508		LunAqua Maxi LED Set 3	300
44544		Garden hose 3/4", 25 m	440	50509		LunAqua Maxi LED Solo	300
44545		Garden hose 1", 25 m	440	50512		LunAqua Mini LED	301
50377		Geyser Jet 30	261	50513		LunAqua Mini LED warm	301
33068		Grand Canyon grey, cliff	46	42636		LunAqua Power LED cable 10 m	312
33066		Grand Canyon grey, left	46	45236		LunAqua Power LED Driver 20 m	312
33064		Grand Canyon grey, right	46	57821		LunAqua Power LED Driver 3 m	312
33067		Grand Canyon slate brown, cliff	46	42633		LunAqua Power LED Set 1	299
33065		Grand Canyon slate brown, left	46	42634		LunAqua Power LED Set 3	299
33063		Grand Canyon slate brown, right	46	42635		LunAqua Power LED W	299
50376		Grand Vulcan 30	261	57762		LunAqua Power LED XL 3000 Flood	295
70926		Height extension ProfiSkim Wall	328	51968		LunAqua Power LED XL 3000 Narrow Spot	295
42904		Hel-X 13 Biomedica 25 l	175	57763		LunAqua Power LED XL 3000 Spot	295
50375		High Jet 30	261	57764		LunAqua Power LED XL 3000 Wide Flood	295
33074		Himalaya grey	45	51969		LunAqua Power LED XL 4000 Flood	295
44521		Hose connector 1/2"	407	51971		LunAqua Power LED XL 4000 Spot	295
44522		Hose connector 3/4"	407	51978		LunAqua Power LED XL 4000 Wide Flood	259
57759		Hose connector 1 1/2"	57	51057		LunAqua Terra LED extension cable 10 m	312
57760		Hose connector 2"	57	50729		LunAqua Terra LED Set 6	304
57761		Hose reducer 2" to 1 1/2"	57	36296		Marginal plant holder jute	316
44501		Hose tail with o-ring G 1, H 1"	346	50371		MAXI II 4.0 kW / 400 V	259
44500		Hose tail with o-ring G 3/4, H 3/4"	346	72952		Maxima 120	30
44502		Hose tail with o-ring G1 1/2, H 1 1/2"	346	87093		Maxima 60	30
44542		Hose-kit WaterTank with pressure switch	398	50365		MIDI II 1.1 kW / 230 V	259
35577		Hosetail set AquaMax Eco 2" / DA 63	146	33057		Niagara Falls grey, overhang	48
49992		IceFree 4 Seasons	228	33048		Niagara Falls grey, spring	48
51230		IceFree Thermo 200	227	33049		Niagara Falls slate brown, overhang	48
51231		IceFree Thermo 330	227	33047		Niagara Falls slate brown, spring	48
55433		InScenio 230	291	44504		Non return valve spring loaded 1"	408
54978		InScenio FM-Master 1	291	44505		Non return valve spring loaded 1 1/4"	408
36310		InScenio FM-Master 2	291	44506		Non return valve spring loaded 1 1/2"	408

# Alphabetical product overview

Item no.	Item no. GB	Description	Page	Item no.	Item no. GB	Description	Page
47788		OASE Control cable connector	313	51201		Plant basket textile rectangular 25	318
47038		OASE Control connection cable 2.5 m	313	51203		Plant basket textile rectangular 30	318
47039		OASE Control connection cable 5.0 m	313	51189		Plant basket textile round 15	318
47040		OASE Control connection cable 10.0 m	313	51190		Plant basket textile round 25	318
72713		OASE Control connection cable 30.0 m	147	54318		Plant basket water lilies round 40	317
73373		OASE PondPads 10 I	175	36863		Pond figures Duckling	319
73372		OASE PondPads 20 I	175	36868		Pond figures Heron	319
50668		OaseFol EPDM 1.0 mm / 3.05 x 30.48 m	75	36864		Pond figures Mallard duck drake	319
50859		OaseFol EPDM 1.0 mm / 3.96 x 30.48 m	75	36865		Pond figures Mallard duck female	319
50671		OaseFol EPDM 1.0 mm / 4.27 x 30.48 m	75	84296		Pond net foldable	346
50672		OaseFol EPDM 1.0 mm / 4.88 x 30.48 m	75	84297		Pond net rectangular	346
50673		OaseFol EPDM 1.0 mm / 5.49 x 30.48 m	75	84310		Pond net round extra big	346
50860		OaseFol EPDM 1.0 mm / 6.10 x 30.48 m	75	84308		Pond net triangular	346
50675		OaseFol EPDM 1.0 mm / 6.10 x 60.96 m	75	57753		PondEdge 10 ground spikes	52
50676		OaseFol EPDM 1.0 mm / 7.32 x 30.48 m	75	57754		PondEdge 10 ground spikes XL	52
36272		OaseFol EPDM 1.0 mm / 8.02 x 20.12 m	75	57751		PondEdge pond rim 14 cm, 25 m	52
50861		OaseFol EPDM 1.0 mm / 8.02 x 30.48 m	75	57752		PondEdge pond rim 19 cm, 25 m	52
50678		OaseFol EPDM 1.0 mm / 10.06 x 30.48 m	75	57704	72930	PondJet Eco	257
36906		OaseFol EPDM 1.0 mm / 12.20 x 30.48 m	75	37102	37148	PondoVac 3	341
36908		OaseFol EPDM 1.0 mm / 12.20 x 60.96 m	75	50388	42939	PondoVac 4	339
36910		OaseFol EPDM 1.0 mm / 15.25 x 30.48 m	75	41982	41983	PondoVac 5	337
57686		OaseFol EPDM container order 1.02 mm	75	50529	50110	PondoVac Classic	343
50725		OaseFol EPDM container order 1.14 mm	75	40256	41388	PondoVac Premium	335
50726		OaseFol EPDM container order 1.52 mm	75	36988		Preformed pond Lake Titicaca sand	33
50845		OaseFol Flashing 180 x 230 mm	61	36989		Preformed pond Lake Titicaca basalt	33
50715		OaseFol Flashing 22.3 cm x 15.25 m	61	36995		Preformed pond Aral Sea basalt	33
40000		OaseFol Primer 0.75 I	60	36994		Preformed pond Aral Sea sand	33
50714		OaseFol SeamTape	61	37003		Preformed pond Chiemsee basalt	33
88252		OxyPool 20 I	371	37002		Preformed pond Chiemsee sand	33
50443		OxyTex 400	225	36999		Preformed pond Lake Constance basalt	33
50290		OxyTex 1000	225	36998		Preformed pond Lake Constance sand	33
57071		OxyTex Set 500	224	50758		Preformed pond PE 80 architectural	35
50249		OxyTex Set 1000	224	50759		Preformed pond PE 180 architectural	35
48792		PhosLess Flow 3000	365	50760		Preformed pond PE 280 architectural	35
48791		PhosLess Power Flow 3000	365	50761		Preformed pond PE 600 architectural	35
35578		Pipe connector AquaMax Eco DA 75/DA 110	146	36790		Preformed pond PE 150 organic	34
57757		Plant basket display (filled)	317	36767		Preformed pond PE 250 organic	34
53756		Plant basket oval 45	317	36768		Preformed pond PE 500 organic	34
53754		Plant basket rectangular 11	317	36769		Preformed pond PE 750 organic	34
52631		Plant basket rectangular 19	317	36770		Preformed pond PE 1000 organic	34
52633		Plant basket rectangular 23	317	40302		Premium rollable hose-rubberised C-52-10	344
53755		Plant basket rectangular 28	317	45304		Pressure hose 65 cm	403
54313		Plant basket rectangular 35	317	45482		Pressure hose 80 cm	403
52630		Plant basket round 13	317	50078		Profi Pond net	346
52632		Plant basket round 22	317	73368		ProfiCl. Prem. XL discharge module grav.	174
51191		Plant basket textile rectangular 18	318	73369		ProfiCl. Prem. XL discharge module pump	174



# Alphabetical product overview

Item no.	Item no. GB	Description	Page	Item no.	Item no. GB	Description	Page
43600		ProfiCl.Compact/BioTec Prem.sieve set60µ	174	73362		ProMax Pressure Well Automatic 3000/15	389
51065		ProfiClear Classic filter foam module	175	43134		ProMax Pressure Well Automatic 6000/8	389
50951		ProfiClear Guard	24	47750	47751	ProMax Rain 4000	397
87166		ProfiClear Prem. Standing Bed Module XL	169	43334		Protective pond fleece 200 g/m <sup>2</sup> / 2x5 m	68
47010	47011	ProfiClear Premium Compact-M gravity OC	164	43333		Protective pond fleece 200 g/m <sup>2</sup> / 2x75 m	68
47008	47009	ProfiClear Premium Compact-M pumped OC	164	53199		Protective pond fleece 400 g/m <sup>2</sup> / 2x50 m	68
49981	49982	ProfiClear Premium Compact-L gravity OC	165	37248		Protective pond fleece 500 g/m <sup>2</sup> / 2x40 m	68
49979	49980	ProfiClear Premium Compact-L pumped OC	165	43331		Pump chamber Individual	174
73363	73364	ProfiClear Premium DF-XL gravity OC	168	73370		Pump chamber XL Individual	174
73365	73366	ProfiClear Premium DF-XL pump-fed OC	168	73371		Pump chamber XL Individual Cover	174
87165		ProfiClear Premium Discharge Module L	272	72949		Pump vault 15000	31
50771		ProfiClear Premium Individual Module	164	87096		Pump Vault 20000	31
50772		ProfiClear Premium Moving Bed Module	164	72950		Pump vault 55000	31
50947		ProfiClear Premium replacem. sieve 150 µ	174	89042		Pump Vault 60000	31
51549		ProfiClear Premium sieve set 30 µ	174	72951		Pump vault extension 55000	31
87164		ProfiClear Premium Standing Bed Module L	173	34876		Pumpshield	147
73367		ProfiClear Premium XL Moving Bed	169	44546		PVC flat hose 1", 25 m	440
76557		ProfiClear Premium XL Moving Bed Hel-X	112	44547		PVC flat hose 1 1/2", 25 m	440
42640		ProfiLux Garden LED cable 7.5 m	313	44548		PVC flat hose 2", 25 m	440
42639		ProfiLux Garden LED controller	297	36861		PVC liner adhesive 250 ml	59
42638		ProfiLux Garden LED RGB	297	36862		PVC liner adhesive 1000 ml	59
57134		ProfiSkim 100	327	50843		PVC-Liner repair kit	59
51185		ProfiSkim Premium	327	52108		PVC-union 75 mm x G 2 1/2	147
70895		ProfiSkim Wall 100	328	52114		PVC-Union 90 mm x G 3	47
47746		ProMax ClearDrain 6000	423	44491		Quick coupler blind coupler	438
42260	42263	ProMax ClearDrain 7000	421	44492		Quick coupler seal	438
42261	42264	ProMax ClearDrain 11000	421	44541		Quick coupler to click coupler	438
42262	42265	ProMax ClearDrain 14000	421	44475		Quick coupler with female thread 1/2"	437
57772		ProMax Floating intake	400	44476		Quick coupler with female thread 3/4"	437
43122		ProMax Garden 3500	385	44477		Quick coupler with female thread 1"	437
43123		ProMax Garden 5000	385	44478		Quick coupler with female thread 1 1/4"	437
43124		ProMax Garden 6000/5	385	44479		Quick coupler with female thread 1 1/2"	437
44538		ProMax Garden Automatic Switch	402	44485		Quick coupler with hose tail 1/2"	437
43118	43120	ProMax Garden Classic 3000	387	44486		Quick coupler with hose tail 3/4"	437
43119	43121	ProMax Garden Classic 4500	387	44487		Quick coupler with hose tail 1"	437
47748		ProMax MudDrain 6000	431	44488		Quick coupler with hose tail 1 1/4"	437
42266	42271	ProMax MudDrain 7000	429	44489		Quick coupler with hose tail 1 1/2"	437
42267	42272	ProMax MudDrain 11000	429	44480		Quick coupler with male thread 1/2"	437
42268	42273	ProMax MudDrain 14000	429	44481		Quick coupler with male thread 3/4"	437
57766	57769	ProMax MudDrain 20000	427	44482		Quick coupler with male thread 1"	437
57767	57770	ProMax MudDrain 25000	425	44483		Quick coupler with male thread 1 1/4"	437
57768	57771	ProMax MudDrain 30000	425	44484		Quick coupler with male thread 1 1/2"	437
57774		ProMax Pressure Automatic 5500/5	393	44490		Quick coupler Y-distributor	438
43133	43135	ProMax Pressure Automatic 6000/8	393	44573		Rain barrel bushing 1"	442
57775		ProMax Pressure Cistern 6000/6	395	44558		Reducing bush 1 1/2" x 1 1/4"	441
70896		ProMax Pressure Well 3000/18	391	44557		Reducing bush 1 1/4" x 1"	441



# Alphabetical product overview

Item no.	Item no. GB	Description	Page	Item no.	Item no. GB	Description	Page
44556		Reducing bush 1" x 3/4"	441	56111		Replacement foam set FiltoClear 11000	176
44555		Reducing bush 3/4" x 1/2"	441	51255		Replacement foam set FiltoClear 12000	176
44554		Reducing nipple 1" x 3/4"	441	77873		Replacement foam set FiltoClear 13000	177
44553		Reducing nipple 3/4" x 1/2"	441	56884		Replacement foam set FiltoClear 15000	177
44559		Reducing socket 3/4" x 1"	441	51258		Replacement foam set FiltoClear 16000	177
50663		Refill pack ammonium/ammonia	353	77874		Replacement foam set FiltoClear 19000	177
50662		Refill pack hardness/carbonate hardness	353	77875		Replacement foam set FiltoClear 31000	177
50660		Refill pack nitrite/nitrate	353	70240		Replacement foam set Filtral UVC 1500	176
50661		Refill pack phosphate	353	70241		Replacement foam set Filtral UVC 3000	176
50664		Refill pack pH-value	353	42895		Replacement set blue BioTec 40-/90000	177
27296		Repl. foam black narrow ProfiClear M5	175	42896		Replacement set foam blue BioTec 60/140	177
27297		Repl. foam black wide ProfiClear M5	175	40305		Round nozzle PondoVac Premium	345
26984		Repl. foam blue narrow ProfiClear M3	175	73752		Rubber connection 2" to DN110 eccentric	147
26983		Repl. foam blue wide ProfiClear M3	175	73751		Rubber connection DN110 to DN110	147
27295		Repl. foam red ProfiClear M3	175	73753		Rubber connection Titanium 30000	147
51290		Repl. foam set FiltoClear 20000 / 30000	177	73755		Rubber connection Titanium 30000 90° arc	147
70242		Repl. foam set Filtral UVC 6000/9000	176	73754		Rubber connection Titanium 50000	147
42893		Repl. set foam re/pu BioTec 40-/90000	176	73758		Rubber feet AquaMax Eco Gravity	146
42894		Repl. set foam red/purple BioTec 60/140	177	73536		Safety grid AquaMax Eco 2"	146
57110		Replacement bulb UVC 5 W	216	48597		Safety grid AquaMax Eco 2 1/2"	146
57111		Replacement bulb UVC 7 W	216	73658		Safety grid AquaMax Eco 3"	146
54984		Replacement bulb UVC 9 W	216	57177		Satellite filter AquaMax Eco	146
56112		Replacement bulb UVC 11 W	216	50982		Schaumsprudler 22 - 5 K	263
72771		Replacement bulb UVC 13 W	216	50984		Schaumsprudler 35 - 10 E	263
53770		Replacement bulb UVC 15 W	216	50987		Schaumsprudler 55 - 15 E	263
56236		Replacement bulb UVC 18 W	216	37122		Sealing sleeve TT 1 1/2"	28
56237		Replacement bulb UVC 24 W	216	37123		Sealing sleeve TT 3/4"	28
53969		Replacement bulb UVC 25 W	216	48793		Secure Flow 3000	365
55432		Replacement bulb UVC 36 W	217	73757		Shim installation pump chamber	146
56636		Replacement bulb UVC 55 W	217	72938		Silent Splash 30	29
77871		Replacement bulb UVC Eco 42 W	217	72939		Silent Splash 60	29
57077		Replacement bulb UVC Eco 60 W	217	72940		Silent Splash 90	29
13705		Replacement filter set UVC 2500-3000	176	57480		Skimmer 250	326
35792		Replacement foam blue BioSmart	176	70927		Skimmer extension ProfiSkim Wall	328
56678		Replacement foam blue BioSmart 18-36000	176	27171		Slider DN 110	174
54031		Replacement foam blue BioTec 5 / 10 / 30	177	44560		Socket 3/4"	441
56679		Replacement foam green BioSmart 18-36000	176	44561		Socket 1"	441
35791		Replacement foam red BioSmart	176	44562		Socket 1 1/4"	441
56677		Replacement foam red BioSmart 18-36000	176	44563		Socket 1 1/2"	441
54030		Replacement foam red BioTec 5 / 10 / 30	177	44564		Socket nipple 1" x 3/4"	441
15558		Replacement foam set BioPress 4000	176	50956		Spare net Profi Fish net	347
15564		Replacement foam set BioPress 6000/10000	176	50961		Spare net Profi Pond net	347
56109		Replacement foam set FiltoClear 3000	176	25376		Spare ProfiClear Premium repl. sieve 60µ	174
77872		Replacement foam set FiltoClear 5000	177	51272		Spare scissor head FlexiCut 2 in 1	347
56110		Replacement foam set FiltoClear 6000	176	41473		Spare sieve BioTec Premium 80000 125µ	174
				72946		Spillway Box 15000	43

# Alphabetical product overview

Item no.	Item no. GB	Description	Page	Item no.	Item no. GB	Description	Page
72947		Spillway Box 22500	43	36330		Stone liner sand 1.2 x 12 m	80
72948		Spillway Box 35000	43	44493		Suction and high pressure coupler 1"	438
57521		Spiral hose black 1/2", 30 m	55	44494		Suction and high pressure coupler 1 1/4"	438
57529		Spiral hose black 3/4", 5 m	55	40304		Suction bell PondoVac Premium	344
57562		Spiral hose black 3/4", 10 m	55	44503		Suction line kit w. quick coupler 1", 7m	440
37175		Spiral hose black 3/4", 25 m	53	37234		Support element U-Base	28
57530		Spiral hose black 1", 5 m	55	73716		SwimFlex DA 50, 25 m	56
57531		Spiral hose black 1", 10 m	55	37246		SwimFol Classic 1.5 mm / 2 x 15 m	72
37176		Spiral hose black 1", 25 m	53	46830		SwimFol Classic 1.5 mm Jumbo / 2 x 300 m	72
57563		Spiral hose black 1 1/4", 5 m	55	57789		SwimFol Classic 1.5 mm, 2D Basic	72
57564		Spiral hose black 1 1/4", 10 m	55	37256		SwimFol KG-liner transition DN 100	72
37177		Spiral hose black 1 1/4", 25 m	53	37252		SwimFol liner connection DN 50	72
57532		Spiral hose black 1 1/2", 5 m	55	37254		SwimFol liner transition DN 50	72
57533		Spiral hose black 1 1/2", 10 m	55	57790		SwimFol Reinforced fabr. 1.5mm, 2D Basic	72
37178		Spiral hose black 1 1/2", 25 m	53	57756		SwimFol Reinforced fabric 1.5mm / 2x15 m	72
57755		Spiral hose black 2", 25 m	53	88434		SwimFol Reinforced fabric 1.5mm / 2x200m	72
53470		Spiral hose green 3/4", 25 m	54	37249		SwimPond liner sheet	58
52883		Spiral hose green 1", 25 m	54	57384	50124	SwimSkim 25	329
52980		Spiral hose green 1 1/4", 25 m	54	50170		SwimSkim 50	329
52981		Spiral hose green 1 1/2", 25 m	54	44511		Tap connector with female thread 1/2"	407
36500		Spiral hose green 2", 20 m	54	44512		Tap connector with female thread 3/4"	407
89121		Spiral Hose green 2 1/2" 20 m	54	44513		Tap connector with female thread 1"	407
72943		Splash Mat Wall 60	29	44514		Tap connector with male thread 1/2"	407
72944		Splash Mat Wall 90	29	44515		Tap connector with male thread 3/4"	407
44509		Spray pistol 6-way female thread 3/4"	406	44528		Teflon sealing tape 0.075 mm x 12 mm	439
44510		Spray pistol female thread 3/4"	406	54277		Telescopic nozzle extension TE 5 K	264
57758		SprayBond 500 ml	60	52270		Telescopic nozzle extension TE 10 K	264
44474		Sprinkler Nozzle Set 60 cm	406	40303		Telescopic pole PondoVac	344
70929		Stainless steel cover STD ProfiSkim Wall	328	44565		T-Piece 90° 3/4"	442
70930		Stainless steel cover WM ProfiSkim Wall	328	44566		T-Piece 90° 1"	442
51206		Stainless steel hose clamp 1/2"-3/4"	439	44567		T-Piece 90° 1 1/4"	442
51207		Stainless steel hose clamp 3/4"-1"	439	44568		T-Piece 90° 1 1/2"	442
51208		Stainless steel hose clamp 1 1/4"-1 1/2"	439	55046		T-piece black DN75	184
55690		Stainless steel hose clamp 1 1/2"-2"	439	57154		Tradux	51
89117		Stainless steel hose clamp 2"-2 1/2"	57	85858	85859	Transformer 30 VA with 3 outputs	312
33073		Staubbach Falls grey, left	45	44471		Transition piece C-connect. quick coupl.	443
33071		Staubbach Falls grey, right	45	50378		Trumpet Jet 30	261
33072		Staubbach Falls slate brown, left	45	57148		UniFix + 290 ml	62
33069		Staubbach Falls slate brown, right	45	55362		Universal hose connector 1/2"	57
40293		Stone liner granite-grey 0.4 x 25 m	80	55361		Universal hose connector 1"	57
40294		Stone liner granite-grey 0.6 x 20 m	80	55360		Universal hose connector 1 1/2"	57
40295		Stone liner granite-grey 1.0 x 12 m	80	54800		Universal hose connector T-piece 1 1/2"	57
47752		Stone liner granite-grey 1.2 x 12 m	80	47012		Upgrade-Controller ProfiClear Prem. OC	175
36290		Stone liner sand 0.4 x 25 m	80	73750		Vibration protection mat 230 x 200 x 3mm	147
36291		Stone liner sand 0.6 x 20 m	80	33075		Victoria Falls grey	45
36292		Stone liner sand 1.0 x 12 m	80	88108		Vitronic 11 W	215

# Alphabetical product overview

Item no.	Item no. GB	Description	Page	Item no.	Item no. GB	Description	Page
56837		Vitronic 18 W	215	50415		Watercourse element sand right curve	49
56869		Vitronic 24 W	215	50416		Watercourse element sand spring	49
56885		Vitronic 36 W	215	50413		Watercourse element sand straight	49
57373		Vitronic 55 W	215	50704		Waterfall 30	278
52319		Vulcan 37 - 2.5 K	262	50585		Waterfall 60	278
50766		Vulcan 43 - 3 Silver	262	50706		Waterfall 90	278
84179		Wall Spout Circle Bronze	273	84221		Waterfall Complete Set Stele 60	276
84178		Wall Spout Circle Copper	273	84192		Waterfall Complete Set Wall 60	276
84181		Wall Spout Ellipse Bronze	273	84224		Waterfall Complete Set Wall 90	276
84180		Wall Spout Ellipse Copper	273	51205		Waterfall Illumination 30	279
88263		Wall Spout LED Set	306	51209		Waterfall Illumination 60	279
84174		Wall Spout Rhombus Bronze	273	51980		Waterfall Illumination 90	309
84173		Wall Spout Rhombus Copper	273	70774		Waterfall Kit 30	277
84177		Wall Spout Square Bronze	273	70775		Waterfall Kit 60	277
84176		Wall Spout Square Copper	273	70771		Waterfall XL 30	278
37101		Water distributor Multi WD 1/2"	57	70772		Waterfall XL 60	278
37158		Water distributor Multi WD 3/4"	57	70773		Waterfall XL 90	278
37159		Water distributor Multi WD 1"	57	44539		WaterTank 22 l	399
89045		Water diverter 1 1/4"	57	44540		WaterTank 50 l	399
44530		Water filter large 1"	404	40307		Wide area nozzle PondoVac Premium	345
44529		Water filter small 1"	404	70928		Wide mouth extension ProfiSkim Wall	328
50191		Water Jet Lightning	248	56668		Y-distributor 1 1/2"	57
50187		Water Quintet	249				
50394		Water Quintet Creative	249				
72935		Water reservoir 80 round	27				
72936		Water reservoir 120 round	27				
72934		Water reservoir 60 square	27				
37115		Water reservoir cover WR-T 60	28				
37116		Water reservoir cover WR-T 80	28				
37117		Water reservoir cover WR-T 100	28				
37118		Water reservoir cover WR-T 125	28				
72941		Water reservoir Wall 60	3				
72942		Water reservoir Wall 90	26				
37110		Water reservoir WR 60	28				
37111		Water reservoir WR 80	28				
37112		Water reservoir WR 100	28				
37113		Water reservoir WR 125	28				
36777		Water spouts Fish	319				
36774		Water spouts Frog	319				
36778		Water spouts Turtle	319				
50214		Water Starlet	251				
50240		Water Trio	250				
84185		Watercourse Base Set 15000	42				
84189		Watercourse Base Set 22500	42				
84190		Watercourse Base Set 35000	42				
50414		Watercourse element sand left curve	49				

# Product overview by item number

Item no.	Item no. GB	Description	Page	Item no.	Item no. GB	Description	Page
13705		Replacement filter set UVC 2500-3000	176	35935		AlfaFol black 1.5 mm, 2D Basic	71
15558		Replacement foam set BioPress 4000	176	36272		OaseFol EPDM 1.0 mm / 8.02 x 20.12 m	75
15564		Replacement foam set BioPress 6000/10000	176	36290		Stone liner sand 0.4 x 25 m	80
17064		Add. pack AquaMax Eco 1 1/2"	146	36291		Stone liner sand 0.6 x 20 m	80
17069		Add. pack AquaMax Eco 2"	146	36292		Stone liner sand 1.0 x 12 m	80
17272		Add. pack AquaMax Eco 1" - 1 1/2"	146	36296		Marginal plant holder jute	316
18127		Adapter kit hose Bitron Gravity	208	36297		Algae net large	346
20225	20241	AquaMax Eco Classic 2500 E	127	36298		Algae net small	346
20249	20264	AquaMax Eco Classic 3500 E	127	36299		Fish net large	346
25376		Spare ProfiClear Premium repl. sieve 60µ	174	36300		Fish net small	346
26983		Repl. foam blue wide ProfiClear M3	175	36310		InScenio FM-Master 2	291
26984		Repl. foam blue narrow ProfiClear M3	175	36311	56473	InScenio FM-Master 3	291
27171		Slider DN 110	174	36330		Stone liner sand 1.2 x 12 m	80
27295		Repl. foam red ProfiClear M3	175	36500		Spiral hose green 2", 20 m	54
27296		Repl. foam black narrow ProfiClear M5	175	36673		Aquarius Universal Classic 440i	135
27297		Repl. foam black wide ProfiClear M5	175	36726	36746	Aquarius Universal Classic 440	135
33047		Niagara Falls slate brown, spring	48	36767		Preformed pond PE 250 organic	34
33048		Niagara Falls grey, spring	48	36768		Preformed pond PE 500 organic	34
33049		Niagara Falls slate brown, overhang	48	36769		Preformed pond PE 750 organic	34
33057		Niagara Falls grey, overhang	48	36770		Preformed pond PE 1000 organic	34
33058		Caucasus slate brown	47	36774		Water spouts Frog	319
33059		Caucasus grey	47	36777		Water spouts Fish	319
33063		Grand Canyon slate brown, right	46	36778		Water spouts Turtle	319
33064		Grand Canyon grey, right	46	36790		Preformed pond PE 150 organic	34
33065		Grand Canyon slate brown, left	46	36861		PVC liner adhesive 250 ml	59
33066		Grand Canyon grey, left	46	36862		PVC liner adhesive 1000 ml	59
33067		Grand Canyon slate brown, cliff	46	36863		Pond figures Duckling	319
33068		Grand Canyon grey, cliff	46	36864		Pond figures Mallard duck drake	319
33069		Staubbach Falls slate brown, right	45	36865		Pond figures Mallard duck female	319
33071		Staubbach Falls grey, right	45	36868		Pond figures Heron	319
33072		Staubbach Falls slate brown, left	45	36906		OaseFol EPDM 1.0 mm / 12.20 x 30.48 m	75
33073		Staubbach Falls grey, left	45	36908		OaseFol EPDM 1.0 mm / 12.20 x 60.96 m	75
33074		Himalaya grey	45	36910		OaseFol EPDM 1.0 mm / 15.25 x 30.48 m	75
33075		Victoria Falls grey	45	36950	36980	Aquarius Universal Classic 1000	135
33076		Colca Canyon slate green, spring	44	36951	36983	Aquarius Universal Classic 1500	135
33077		Colca Canyon slate green, right	44	36953	36978	Aquarius Universal Classic 2000	135
33078		Colca Canyon slate green, left	44	36975	36977	Aquarius Universal Classic 600	135
34064	73377	AquaOxy 250	223	36981		AquaActiv PhosLess Algae protection	363
34876		Pumpshield	147	36988		Preformed pond Lake Titicaca sand	33
35577		Hosetail set AquaMax Eco 2" / DA 63	146	36989		Preformed pond Lake Titicaca basalt	33
35578		Pipe connector AquaMax Eco DA 75/DA 110	146	36994		Preformed pond Aral Sea sand	33
35791		Replacement foam red BioSmart	176	36995		Preformed pond Aral Sea basalt	33
35792		Replacement foam blue BioSmart	176	36998		Preformed pond Lake Constance sand	33
35933		AlfaFol black 1.5 mm / 2 x 15 m	71	36999		Preformed pond Lake Constance basalt	33
35934		AlfaFol black 1.5 mm Jumbo / 2 x 300 m	71	37002		Preformed pond Chiemsee sand	33
				37003		Preformed pond Chiemsee basalt	33

# Product overview by item number

Item no.	Item no. GB	Description	Page	Item no.	Item no. GB	Description	Page
37101		Water distributor Multi WD 1/2"	57	40303		Telescopic pole PondoVac	344
37102	37148	PondoVac 3	341	40304		Suction bell PondoVac Premium	344
37110		Water reservoir WR 60	28	40305		Round nozzle PondoVac Premium	345
37111		Water reservoir WR 80	28	40306		Flat nozzle PondoVac Premium	345
37112		Water reservoir WR 100	28	40307		Wide area nozzle PondoVac Premium	345
37113		Water reservoir WR 125	28	40456		Filtercartridge set BioTec Premium 80000	176
37115		Water reservoir cover WR-T 60	28	41298		Discharge hose stable PondoVac Premium	345
37116		Water reservoir cover WR-T 80	28	41473		Spare sieve BioTec Premium 80000 125µ	174
37117		Water reservoir cover WR-T 100	28	41923	41924	Aquarius Fountain Set Eco 5500	235
37118		Water reservoir cover WR-T 125	28	41925	41926	Aquarius Fountain Set Eco 7500	235
37122		Sealing sleeve TT 1/2"	28	41927	41928	Aquarius Fountain Set Eco 9500	335
37123		Sealing sleeve TT 3/4"	28	41938		AlfaFol black 0.8 mm Jumbo / 2 x 600 m	71
37125		AquaOxy 1000	223	41982	41983	PondoVac 5	337
37143		Bottom drain BD 100	50	41984		Floating hose Set PondoVac 5	344
37158		Water distributor Multi WD 3/4"	57	42260	42263	ProMax ClearDrain 7000	421
37159		Water distributor Multi WD 1"	57	42261	42264	ProMax ClearDrain 11000	421
37168		AlfaFol black 0.8 mm / 8 x 25 m	71	42262	42265	ProMax ClearDrain 14000	421
37169		AlfaFol black 1.0 mm / 6 x 25 m	71	42266	42271	ProMax MudDrain 7000	429
37170		AlfaFol black 1.0 mm / 8 x 25 m	71	42267	42272	ProMax MudDrain 11000	429
37175		Spiral hose black 3/4", 25 m	53	42268	42273	ProMax MudDrain 14000	429
37176		Spiral hose black 1", 25 m	53	42404		Aquarius Eco Expert 28000	131
37177		Spiral hose black 1 1/4", 25 m	53	42405		Aquarius Eco Expert 22000	131
37178		Spiral hose black 1 1/2", 25 m	53	42633		LunAqua Power LED Set 1	299
37205		AlfaFol olive green 1.0 mm / 4 x 25 m	71	42634		LunAqua Power LED Set 3	299
37206		AlfaFol olive green 1.0 mm / 6 x 25 m	71	42635		LunAqua Power LED W	299
37207		AlfaFol olive green 1.0 mm / 8 x 25 m	71	42636		LunAqua Power LED cable 10 m	312
37234		Support element U-Base	28	42637		LED-Floating Fountain Illumination white	299
37246		SwimFol Classic 1.5 mm / 2 x 15 m	72	42638		ProfiLux Garden LED RGB	297
37248		Protective pond fleece 500 g/m <sup>2</sup> / 2x40 m	68	42639		ProfiLux Garden LED controller	297
37249		SwimPond liner sheet	58	42640		ProfiLux Garden LED cable 7.5 m	313
37252		SwimFol liner connection DN 50	72	42641		Floating fountain illumination set RGB	297
37254		SwimFol liner transition DN 50	72	42893		Repl. set foam re/pu BioTec 40-/90000	176
37256		SwimFol KG-liner transition DN 100	72	42894		Repl. set foam red/purple BioTec 60/140	177
39916		AquaMax Eco Expert 21000	117	42895		Replacement set blue BioTec 40-/90000	177
39917		AquaMax Eco Expert 26000	117	42896		Replacement set foam blue BioTec 60/140	177
40000		OaseFol Primer 0.75 l	60	42904		Hel-X 13 Biomedica 25 l	175
40234		AquaActiv ALGo Fountain 5 l	371	43041	43042	Aquarius Fountain Set Classic 750	237
40235	70452	AquaActiv ALGo Greenaway 500 ml	367	43118	43120	ProMax Garden Classic 3000	387
40242	75806	AquaActiv PumpClean 500 ml	331	43119	43121	ProMax Garden Classic 4500	387
40256	41388	PondoVac Premium	335	43122		ProMax Garden 3500	385
40291		EasyPick	347	43123		ProMax Garden 5000	385
40293		Stone liner granite-grey 0.4 x 25 m	80	43124		ProMax Garden 6000/5	385
40294		Stone liner granite-grey 0.6 x 20 m	80	43133	43135	ProMax Pressure Automatic 6000/8	393
40295		Stone liner granite-grey 1.0 x 12 m	80	43134		ProMax Pressure Well Automatic 6000/8	389
40301		Floating hose PondoVac Premium	345	43331		Pump chamber Individual	174
40302		Premium rollable hose-rubberised C-52-10	344	43333		Protective pond fleece 200 g/m <sup>2</sup> / 2x75 m	68

# Product overview by item number

Item no.	Item no. GB	Description	Page	Item no.	Item no. GB	Description	Page
43334		Protective pond fleece 200 g/m <sup>2</sup> / 2x5 m	68	44508		Foot valve brass spring loaded 1 1/4"	408
43487		Extension hose PondoVac 5	344	44509		Spray pistol 6-way female thread 3/4"	406
43600		ProfiCl.Compact/BioTec Prem.sieve set60µ	174	44510		Spray pistol female thread 3/4"	406
44465		C-connector with hose tail 38 mm	443	44511		Tap connector with female thread 1/2"	407
44466		C-connector with hose tail 52 mm	443	44512		Tap connector with female thread 3/4"	407
44467		C-connector with male thread 1 1/2"	443	44513		Tap connector with female thread 1"	407
44468		C-connector with male thread 2"	443	44514		Tap connector with male thread 1/2"	407
44469		C-connector with female thread 1 1/2"	443	44515		Tap connector with male thread 3/4"	407
44470		C-connector with female thread 2"	443	44516		Click coupler 1/2"	407
44471		Transition piece C-connect. quick coupl.	443	44517		Click coupler 3/4"	407
44472		C-connector sealing	443	44518		Click coupler with water stop 1/2"	407
44473		ABC-key	443	44519		Click coupler with water stop 3/4"	407
44474		Sprinkler Nozzle Set 60 cm	406	44520		2-way coupler	407
44475		Quick coupler with female thread 1/2"	437	44521		Connector 1/2"	407
44476		Quick coupler with female thread 3/4"	437	44522		Connector 3/4"	407
44477		Quick coupler with female thread 1"	437	44523		3-way coupler	407
44478		Quick coupler with female thread 1 1/4"	437	44524		3-way valve with 2 closing levers 3/4"	407
44479		Quick coupler with female thread 1 1/2"	437	44525		Ball valve female thread 1/2"	408
44480		Quick coupler with male thread 1/2"	437	44526		Ball valve female thread 3/4"	408
44481		Quick coupler with male thread 3/4"	437	44527		Ball valve female thread 1"	408
44482		Quick coupler with male thread 1"	437	44528		Teflon sealing tape 0.075 mm x 12 mm	439
44483		Quick coupler with male thread 1 1/4"	437	44529		Water filter small 1"	404
44484		Quick coupler with male thread 1 1/2"	437	44530		Water filter large 1"	404
44485		Quick coupler with hose tail 1/2"	437	44531		Filter element small single use, 80 mic.	404
44486		Quick coupler with hose tail 3/4"	437	44532		Filter element large single use, 80 mic.	404
44487		Quick coupler with hose tail 1"	437	44533		Filter element small washable, 250 mic.	404
44488		Quick coupler with hose tail 1 1/4"	437	44534		Filter element large washable, 250 mic.	404
44489		Quick coupler with hose tail 1 1/2"	437	44538		ProMax Garden Automatic Switch	402
44490		Quick coupler Y-distributor	438	44539		WaterTank 22 l	399
44491		Quick coupler blind coupler	438	44540		WaterTank 50 l	399
44492		Quick coupler seal	438	44541		Quick coupler to click coupler	438
44493		Suction and high pressure coupler 1"	438	44542		Hose-kit WaterTank with pressure switch	398
44494		Suction and high pressure coupler 1 1/4"	438	44543		Garden hose 1/2", 25 m	440
44495		2/3 Hose tail G 3/4, H 1/2"	436	44544		Garden hose 3/4", 25 m	440
44496		2/3 Hose tail G 3/4, H 3/4"	436	44545		Garden hose 1", 25 m	440
44497		2/3 Hose tail G 1, H 1/2"	436	44546		PVC flat hose 1", 25 m	440
44498		2/3 Hose tail G 1, H 3/4"	436	44547		PVC flat hose 1 1/2", 25 m	440
44499		2/3 Hose tail G 1, H 1"	436	44548		PVC flat hose 2", 25 m	440
44500		Hose tail with o-ring G 3/4, H 3/4"	346	44549		Double nipple 3/4"	441
44501		Hose tail with o-ring G 1, H 1"	346	44550		Double nipple 1"	441
44502		Hose tail with o-ring G1 1/2, H 1 1/2"	346	44551		Double nipple 1 1/4"	441
44503		Suction line kit w. quick coupler 1", 7m	440	44552		Double nipple 1 1/2"	441
44504		Non return valve spring loaded 1"	408	44553		Reducing nipple 3/4" x 1/2"	441
44505		Non return valve spring loaded 1 1/4"	408	44554		Reducing nipple 1" x 3/4"	441
44506		Non return valve spring loaded 1 1/2"	408	44555		Reducing bush 3/4" x 1/2"	441
44507		Foot valve brass spring loaded 1"	408	44556		Reducing bush 1" x 3/4"	441

# Product overview by item number

Item no.	Item no. GB	Description	Page	Item no.	Item no. GB	Description	Page
44557		Reducing bush 1 1/4" x 1"	441	47677		EuroFol EPDM 0.75 mm / 6 x 30 m	79
44558		Reducing bush 1 1/2" x 1 1/4"	441	47678		EuroFol EPDM 0.75 mm / 9 x 30 m	79
44559		Reducing socket 3/4" x 1"	441	47746		ProMax ClearDrain 6000	423
44560		Socket 3/4"	441	47748		ProMax MudDrain 6000	431
44561		Socket 1"	441	47750	47751	ProMax Rain 4000	397
44562		Socket 1 1/4"	441	47752		Stone liner granite-grey 1.2 x 12 m	80
44563		Socket 1 1/2"	441	47788		OASE Control cable connector	313
44564		Socket nipple 1" x 3/4"	441	48597		Safety grid AquaMax Eco 2 1/2"	146
44565		T-Piece 90° 3/4"	442	48790		Dechlorinator	360
44566		T-Piece 90° 1"	442	48791		PhosLess Power Flow 3000	365
44567		T-Piece 90° 1 1/4"	442	48792		PhosLess Flow 3000	365
44568		T-Piece 90° 1 1/2"	442	48793		Secure Flow 3000	365
44569		Elbow 90° 3/4"	442	49979	49980	ProfiClear Premium Compact-L pumped OC	165
44570		Elbow 90° 1"	442	49981	49982	ProfiClear Premium Compact-L gravity OC	165
44571		Elbow 90° 1 1/4"	442	49992		IceFree 4 Seasons	228
44572		Elbow 90° 1 1/2"	442	50052		JumpingJet Rainbow Star Set	247
44573		Rain barrel bushing 1"	442	50053		JumpingJet Rainbow Star Add-on Set	247
45236		LunAqua Power LED Driver 20 m	312	50066	50069	AquaMax Dry 8000	119
45304		Pressure hose 65 cm	403	50068		AquaMax Dry 14000	119
45466		EuroFol EPDM 1.0 mm / 3 x 30 m	79	50078		Profi Pond net	346
45467		EuroFol EPDM 1.0 mm / 4.5 x 30 m	79	50114	75074	LunaLed 6s	311
45468		EuroFol EPDM 1.0 mm / 6 x 30 m	79	50115	75075	LunaLed 9s	311
45469		EuroFol EPDM 1.0 mm / 9 x 30 m	79	50170		SwimSkim 50	329
45470		EuroFol EPDM 1.0 mm / 12 x 30 m	79	50183		AirFlo 1.5 kW / 230 V	221
45471		EuroFol EPDM 1.0 mm / 15 x 30 m	79	50185		AirFlo 4.0 kW / 400 V	221
45472		EuroFol EPDM 1.0 mm / truck order	79	50187		Water Quintet	249
45473		EuroFol EPDM 1.2 mm / truck order	79	50191		Water Jet Lightning	248
45474		EuroFol EPDM 1.5 mm / truck order	79	50214		Water Starlet	251
45480		Cluster Eco 15 - 38	263	50240		Water Trio	250
45482		Pressure hose 80 cm	403	50249		OxyTex Set 1000	224
46178		BioTec ScreenMatic <sup>2</sup> 90000	183	50268		FiltoMatic Cap CWS L	320
46179	46180	BioTec ScreenMatic <sup>2</sup> Set 90000	183	50269		FiltoMatic Cap CWS XL	320
46829		AlfaFol black 1.0 mm Jumbo / 2 x 500 m	71	50290		OxyTex 1000	225
46830		SwimFol Classic 1.5 mm Jumbo / 2 x 300 m	72	50295	75834	AquaActiv BioKick 200 ml	307
47008	47009	ProfiClear Premium Compact-M pumped OC	164	50365		MIDI II 1.1 kW / 230 V	259
47010	47011	ProfiClear Premium Compact-M gravity OC	164	50371		MAXI II 4.0 kW / 400 V	259
47012		Upgrade-Controller ProfiClear Prem. OC	175	50375		High Jet 30	261
47038		OASE Control connection cable 2.5 m	313	50376		Grand Vulcan 30	261
47039		OASE Control connection cable 5.0 m	313	50377		Geyser Jet 30	261
47040		OASE Control connection cable 10.0 m	313	50378		Trumpet Jet 30	261
47601		BioPress 4000	197	50382		AquaMax Eco Premium 12000 / 12 V	141
47602		BioPress 6000	197	50388	42939	PondoVac 4	339
47603		BioPress 10000	197	50393		AquaMax Dry 6000	119
47673		Eco Control	145	50394		Water Quintet Creative	249
47676		EuroFol EPDM 0.75 mm / 3 x 30 m	79	50413		Watercourse element sand straight	49



# Product overview by item number

Item no.	Item no. GB	Description	Page	Item no.	Item no. GB	Description	Page
50414		Watercourse element sand left curve	49	50650		AlfaFol black Pre-Packed 0.5mm / 6 x 4 m	69
50415		Watercourse element sand right curve	49	50657		AlfaFol black Pre-Packed 0.5mm / 6 x 5 m	69
50416		Watercourse element sand spring	49	50658		AlfaFol black Pre-Packed 0.5mm / 6 x 6 m	69
50417		InScenio Rock sand	320	50659		AlfaFol black Pre-Packed 0.5mm / 8 x 6 m	69
50420		FiltoCap sand	320	50660		Refill pack nitrite/nitrate	353
50427		Discharge pipe black DN110/480 mm	50	50661		Refill pack phosphate	353
50430		Connection elbow black DN110/45°	50	50662		Refill pack hardness/carbonate hardness	353
50443		OxyTex 400	225	50663		Refill pack ammonium/ammonia	353
50449	50450	BioSmart Set 7000	189	50664		Refill pack pH-value	353
50451	50452	BioSmart Set 14000	189	50668		OaseFol EPDM 1.0 mm / 3.05 x 30.48 m	75
50453	50454	BioPress Set 6000	199	50671		OaseFol EPDM 1.0 mm / 4.27 x 30.48 m	75
50455	50457	BioPress Set 10000	199	50672		OaseFol EPDM 1.0 mm / 4.88 x 30.48 m	75
50499	50504	BioPress Set 4000	199	50673		OaseFol EPDM 1.0 mm / 5.49 x 30.48 m	75
50508		LunAqua Maxi LED Set 3	300	50675		OaseFol EPDM 1.0 mm / 6.10 x 60.96 m	75
50509		LunAqua Maxi LED Solo	300	50676		OaseFol EPDM 1.0 mm / 7.32 x 30.48 m	75
50512		LunAqua Mini LED	301	50678		OaseFol EPDM 1.0 mm / 10.06 x 30.48 m	75
50513		LunAqua Mini LED warm	301	50704		Waterfall 30	278
50525		BioSmart Set 5000	189	50706		Waterfall 90	278
50527		LunAqua Classic LED Set 1	303	50708		AquaMax Eco Twin 20000	121
50529	50110	PondoVac Classic	343	50710		AquaMax Eco Twin 30000	121
50530		LunAqua Classic LED Set 3	303	50714		OaseFol SeamTape	61
50540		Connection elbow 2"/90° Bitron	210	50715		OaseFol Flashing 22.3 cm x 15.25 m	61
50542	70450	AquaActiv ALGo Universal 500 ml	367	50725		OaseFol EPDM container order 1.14 mm	75
50545		AquaActiv ALGo Universal 5 l	367	50726		OaseFol EPDM container order 1.52 mm	75
50546	70451	AquaActiv ALGo Direct 500 ml	367	50729		LunAqua Terra LED Set 6	304
50549		AquaActiv ALGo Direct 5 l	367	50730		AquaMax Eco Premium 6000 / 12 V	141
50552	70453	AquaActiv PondClear 500 ml	367	50734	50735	AquaMax Eco Premium 4000	123
50555		AquaActiv PondClear 5 l	367	50736	50739	AquaMax Eco Premium 6000	123
50557	75823	AquaActiv OptiPond 500 ml	359	50740	50741	AquaMax Eco Premium 8000	123
50558		AquaActiv OptiPond 5 l	359	50742	50743	AquaMax Eco Premium 12000	123
50559	75828	AquaActiv OxyPlus 500 ml	367	50745	50746	AquaMax Eco Premium 16000	123
50560	75820	AquaActiv SediFree 500 ml	367	50758		Preformed pond PE 80 architectural	35
50561		AquaActiv SediFree 5 l	367	50759		Preformed pond PE 180 architectural	35
50562	75837	AquaActiv BioKick fresh 500 ml	355	50760		Preformed pond PE 280 architectural	35
50563	70449	AquaActiv Safe&Care 500 ml	359	50761		Preformed pond PE 600 architectural	35
50564		AquaActiv Universal 500 ml	367	50766		Vulcan 43 - 3 Silver	262
50565		AquaActiv AntiParasite 500 ml	373	50771		ProfiClear Premium Individual Module	164
50566		AquaActiv AntiFungus 500 ml	373	50772		ProfiClear Premium Moving Bed Module	164
50567		AquaActiv AntiArgulus 500 ml	373	50829		Discharge pipe black DN50/480 mm	50
50568		AquaActiv AntiBacteria 500 ml	373	50833		Connection elbow black DN50/45°	182
50570		AquaActiv QuickSticks 6in1	353	50843		PVC-Liner repair kit	59
50571		AquaActiv Water analysis Profi-Set	353	50845		OaseFol Flashing 180 x 230 mm	61
50585		Waterfall 60	278	50859		OaseFol EPDM 1.0 mm / 3.96 x 30.48 m	75
50644		AlfaFol black Pre-Packed 0.5mm / 2 x 3 m	69	50860		OaseFol EPDM 1.0 mm / 6.10 x 30.48 m	75
50647		AlfaFol black Pre-Packed 0.5mm / 4 x 3 m	69	50861		OaseFol EPDM 1.0 mm / 8.02 x 30.48 m	75
50649		AlfaFol black Pre-Packed 0.5mm / 4 x 5 m	69	50865		FiltoMatic CWS Set 7000	187



# Product overview by item number

Item no.	Item no. GB	Description	Page	Item no.	Item no. GB	Description	Page
50866		FiltoMatic CWS Set 14000	187	51243		FlexiCut 2 in 1	347
50872		FiltoMatic CWS Set 25000	187	51255		Replacement foam set FiltoClear 12000	176
50901		Filtercartridge Set FiltoMatic CWS 7000	176	51258		Replacement foam set FiltoClear 16000	177
50904		Filtercartridge set FiltoMa CWS 14/25000	176	51272		Spare scissor head FlexiCut 2 in 1	347
50906		FiltoMatic CWS 7000	187	51277		AquaActiv BioKick 100 ml	355
50910		FiltoMatic CWS 14000	187	51278	75803	AquaActiv AIGo Fountain 500 ml	371
50925		FiltoMatic CWS 25000	187	51280		AquaActiv BioKick Premium	355
50927		AquaActiv Universal 5 l	373	51283		AquaActiv BioKick Care 250 ml	359
50928		AquaActiv AntiParasite 5 l	373	51284	75817	AquaActiv PhosLess Direct 500 ml	363
50929		AquaActiv AntiFungus 5 l	373	51286		AlfaFol black 0.8 mm / 6 x 25 m	71
50931		AquaActiv AntiBacteria 5 l	373	51287		AquaActiv PhosLess Direct 5 l	363
50936		AquaActiv AntiArgulus 5 l	373	51288		AquaActiv BioKick Care 2 l	359
50939		AquaActiv BioKick 2 l	355	51290		Repl. foam set FiltoClear 20000 / 30000	177
50947		ProfiClear Premium replacem. sieve 150 µ	174	51294		AlfaFol black 1.0 mm / 4 x 25 m	71
50949		Drain set ProfiClear Premium pump-fed	174	51549		ProfiClear Premium sieve set 30 µ	174
50951		ProfiClear Guard	24	51550		AlfaFol black 0.5 mm Jumbo / 2 x 960 m	71
50956		Spare net Profi Fish net	347	51968		LunAqua Power LED XL 3000 Narrow Spot	295
50961		Spare net Profi Pond net	347	51969		LunAqua Power LED XL 4000 Flood	295
50982		Schaumsprudler 22 - 5 K	263	51971		LunAqua Power LED XL 4000 Spot	295
50984		Schaumsprudler 35 - 10 E	263	51973		Debris sieve 70 E	56
50987		Schaumsprudler 55 - 15 E	263	51974		Debris sieve 100 E	56
51057		LunAqua Terra LED extension cable 10 m	312	51978		LunAqua Power LED XL 4000 Wide Flood	259
51065		ProfiClear Classic filter foam module	175	51980		Waterfall Illumination 90	309
51070		AlfaFol black Pre-Packed 0.5mm / 2x1.5 m	69	52108		PVC-union 75 mm x G 2 1/2	147
51078	51085	AquaMax Eco Premium 10000	123	52114		PVC-Union 90 mm x G 3	47
51096	51098	AquaMax Eco Classic 5500	127	52270		Telescopic nozzle extension TE 10 K	264
51099	51100	AquaMax Eco Classic 8500	127	52319		Vulcan 37 - 2.5 K	262
51102	51103	AquaMax Eco Classic 11500	127	52630		Plant basket round 13	317
51104	51109	AquaMax Eco Classic 14500	127	52631		Plant basket rectangular 19	317
51108		Liner clamping flange 70 T	56	52632		Plant basket round 22	317
51117		Liner clamping flange 100 T	56	52633		Plant basket rectangular 23	317
51185		ProfiSkim Premium	327	52883		Spiral hose green 1", 25 m	54
51189		Plant basket textile round 15	318	52980		Spiral hose green 1 1/4", 25 m	54
51190		Plant basket textile round 25	318	52981		Spiral hose green 1 1/2", 25 m	54
51191		Plant basket textile rectangular 18	318	53199		Protective pond fleece 400 g/m <sup>2</sup> / 2x50 m	68
51201		Plant basket textile rectangular 25	318	53470		Spiral hose green 3/4", 25 m	54
51203		Plant basket textile rectangular 30	318	53622		AlfaFol black 1.0 mm / 2 x 50 m	71
51205		Waterfall Illumination 30	279	53751		AquaNet pond net 1 / 3 x 4 m	347
51206		Stainless steel hose clamp 1/2"-3/4"	439	53752		AquaNet pond net 2 / 4 x 8 m	347
51207		Stainless steel hose clamp 3/4"-1"	439	53753		AquaNet pond net 3 / 6 x 10 m	347
51208		Stainless steel hose clamp 1 1/4"-1 1/2"	439	53754		Plant basket rectangular 11	317
51209		Waterfall Illumination 60	279	53755		Plant basket rectangular 28	317
51230		IceFree Thermo 200	227	53756		Plant basket oval 45	317
51231		IceFree Thermo 330	227	53759		AquaActiv AquaHumin	363
51236		AquaSkim 20	330	53762		Coconut embankment mats 1 x 20 m	316
51237		AquaSkim Gravity	330	53770		Replacement bulb UVC 15 W	216

# Product overview by item number

Item no.	Item no. GB	Description	Page	Item no.	Item no. GB	Description	Page
53969		Replacement bulb UVC 25 W	216	56637		Aquarius Universal Premium 6000	133
54030		Replacement foam red BioTec 5 / 10 / 30	177	56641		BioSmart 36000	189
54031		Replacement foam blue BioTec 5 / 10 / 30	177	56653	56710	AquaMax Eco Classic 17500	127
54049		AquaActiv PondLith	363	56668		Y-distributor 1 1/2"	57
54277		Telescopic nozzle extension TE 5 K	264	56677		Replacement foam red BioSmart 18-36000	176
54313		Plant basket rectangular 35	317	56678		Replacement foam blue BioSmart 18-36000	176
54318		Plant basket water lilies round 40	317	56679		Replacement foam green BioSmart 18-36000	176
54612		Aquarius Eco Expert 36000	131	56769		Bitron Eco 120 W	211
54613		Aquarius Eco Expert 44000	131	56776		BioSmart 18000	189
54614		AquaMax Eco Expert 36000	131	56777	56778	BioSmart Set 18000	189
54615		AquaMax Eco Expert 44000	131	56781	56785	BioSmart Set 24000	189
54800		Universal hose connector T-piece 1 1/2"	57	56789	56793	BioSmart Set 36000	189
54850	54854	BioTec Premium 80000 pump-fed OC	181	56799		Bitron C 36 W	213
54884		AlfaFol olive 1.0 mm Jumbo / 2 x 500 m	71	56804		Bitron C 24 W	213
54978		InScenio FM-Master 1	291	56823		Bitron C 55 W	213
54984		Replacement bulb UVC 9 W	216	56837		Vitronic 18 W	215
55043		Discharge pipe black DN75/480 mm	50	56869		Vitronic 24 W	215
55044		Connection elbow black DN75/45°	182	56876		Aquarius Universal Premium 9000	133
55045		Connection elbow black DN75/87°	182	56879		Aquarius Universal Premium 12000	133
55046		T-piece black DN75	184	56884		Replacement foam set FiltoClear 15000	177
55190		AlfaFol black 1.0 mm / 10 x 20 m	71	56885		Vitronic 36 W	215
55191		AlfaFol black 1.0 mm / 12 x 15 m	71	56888		Aquarius Solar 700	239
55313		AquaMax Eco Expert 20000 / 12 V	139	56889		Aquarius Solar 1500	239
55316		Garden Controller Home	287	56901		Bitron C 72 W	213
55317		Garden Controller Cloud	287	56902		Bitron C 110 W	213
55360		Universal hose connector 1 1/2"	57	56907		AquaSkim 40	330
55361		Universal hose connector 1"	57	57034		LunAqua 3 LED Set 1	302
55362		Universal hose connector 1/2"	57	57035		LunAqua 3 LED Set 3	302
55421		BioTec 30	185	57063	57567	AquaOxy 500	223
55432		Replacement bulb UVC 36 W	217	57071		OxyTex Set 500	224
55433		InScenio 230	291	57077		Replacement bulb UVC Eco 60 W	217
55448		Extension discharge set PondoVac	344	57091		AquaMax Eco Gravity 10000	113
55690		Stainless steel hose clamp 1 1/2"-2"	439	57092		AquaMax Eco Gravity 15000	113
56109		Replacement foam set FiltoClear 3000	176	57093		AquaMax Eco Gravity 20000	113
56110		Replacement foam set FiltoClear 6000	176	57110		Replacement bulb UVC 5 W	216
56111		Replacement foam set FiltoClear 11000	176	57111		Replacement bulb UVC 7 W	216
56112		Replacement bulb UVC 11 W	216	57134		ProfiSkim 100	327
56236		Replacement bulb UVC 18 W	216	57137		BioSys Skimmer +	331
56237		Replacement bulb UVC 24 W	216	57148		UniFix + 290 ml	62
56405		Bitron Eco 180 W	211	57149		FixoFol 7 cm x 6 m	62
56406	56409	AquaMax Eco Premium 20000	123	57154		Tradux	51
56410		Bitron Eco 240 W	211	57177		Satellite filter AquaMax Eco	146
56614		Aquarius Universal Premium 4000	133	57373		Vitronic 55 W	215
56617	56619	Aquarius Universal Premium 5000	133	57377		BioSmart UVC 16000	189
56630		Flow regulator 1 1/2"	57	57384	50124	SwimSkim 25	329
56636		Replacement bulb UVC 55 W	217	57390		Aquarius Universal Premium Eco 3000	133

# Product overview by item number

Item no.	Item no. GB	Description	Page	Item no.	Item no. GB	Description	Page
57392		Aquarius Universal Premium Eco 4000	133	57776		AlfaFol black 0.5 mm, Roll-cut width=2m	71
57399	57438	Aquarius Fountain Set Classic 1000	237	57777		AlfaFol black 0.5 mm, Roll-cut width=4m	71
57467		Concrete part 100 T	56	57778		AlfaFol black 0.5 mm, Roll-cut width=6m	71
57471		Concrete part 70 T	56	57779		AlfaFol black 0.5 mm, Roll-cut width=8m	71
57477		AquaActiv PhosLess Refill pack	363	57780		AlfaFol black 1.0 mm, Roll-cut width=2 m	71
57480		Skimmer 250	326	57781		AlfaFol black 1.0 mm, Roll-cut width=4 m	71
57483		AlfaFol black 0.5 mm / 2 x 100 m	71	57782		AlfaFol black 1.0 mm, Roll-cut width=6 m	71
57484		AlfaFol black 0.5 mm / 4 x 50 m	71	57783		AlfaFol black 1.0 mm, Roll-cut width=8 m	71
57490		AlfaFol black 0.5 mm / 6 x 40 m	71	57784		AlfaFol black 1.0 mm, Roll-cut width=10m	71
57493		AlfaFol black 0.5 mm / 8 x 30 m	71	57785		AlfaFol black 1.0 mm, Roll-cut width=12m	71
57521		Spiral hose black 1/2", 30 m	55	57786		AlfaFol black 0.5 mm, 2D Basic	71
57529		Spiral hose black 3/4", 5 m	55	57787		AlfaFol black 1.0 mm, 2D Basic	71
57530		Spiral hose black 1", 5 m	55	57788		AlfaFol olive green 1.0 mm, 2D Basic	71
57531		Spiral hose black 1", 10 m	55	57789		SwimFol Classic 1.5 mm, 2D Basic	72
57532		Spiral hose black 1 1/2", 5 m	55	57790		SwimFol Reinforced fabr. 1.5mm, 2D Basic	72
57533		Spiral hose black 1 1/2", 10 m	55	57794		EuroFol EPDM 1.0 mm, 2D Basic	79
57562		Spiral hose black 3/4", 10 m	55	57795		EuroFol EPDM 1.2 mm, 2D Basic	79
57563		Spiral hose black 1 1/4", 5 m	55	57796		EuroFol EPDM 1.5 mm, 2D Basic	79
57564		Spiral hose black 1 1/4", 10 m	55	57821		LunAqua Power LED Driver 3 m	312
57686		OaseFol EPDM container order 1.02 mm	75	57952		EuroFol EPDM 1.0 mm, Rollcut width=3 m	79
57694		BioTec ScreenMatic <sup>2</sup> 40000	183	57953		EuroFol EPDM 1.0 mm, Rollcut width=4.5 m	79
57695		BioTec ScreenMatic <sup>2</sup> 60000	183	57954		EuroFol EPDM 1.0 mm, Rollcut width=6 m	79
57696		BioTec ScreenMatic <sup>2</sup> 140000	183	57955		EuroFol EPDM 1.0 mm, Rollcut width=9 m	79
57697	57699	BioTec ScreenMatic <sup>2</sup> Set 40000	183	57956		EuroFol EPDM 1.0 mm, Rollcut width=12 m	79
57698	57701	BioTec ScreenMatic <sup>2</sup> Set 60000	183	57957		EuroFol EPDM 1.0 mm, Rollcut width=15 m	79
57704	72930	PondJet Eco	257	70233		Filtral UVC 1500	205
57751		PondEdge pond rim 14 cm, 25 m	52	70234		Filtral UVC 3000	205
57752		PondEdge pond rim 19 cm, 25 m	52	70235		Filtral UVC 6000	205
57753		PondEdge 10 ground spikes	52	70236		Filtral UVC 1500	203
57754		PondEdge 10 ground spikes XL	52	70237		Filtral UVC 3000	203
57755		Spiral hose black 2", 25 m	53	70238		Filtral UVC 6000	203
57756		SwimFol Reinforced fabric 1.5mm / 2x15 m	72	70239		Filtral UVC 9000	203
57757		Plant basket display (filled)	317	70240		Replacement foam set Filtral UVC 1500	176
57758		SprayBond 500 ml	60	70241		Replacement foam set Filtral UVC 3000	176
57759		Hose connector 1 1/2"	57	70242		Repl. foam set Filtral UVC 6000/9000	176
57760		Hose connector 2"	57	70364		Filtral Aeration Set	202
57761		Hose reducer 2" to 1 1/2"	57	70771		Waterfall XL 30	278
57762		LunAqua Power LED XL 3000 Flood	295	70772		Waterfall XL 60	278
57763		LunAqua Power LED XL 3000 Spot	295	70773		Waterfall XL 90	278
57764		LunAqua Power LED XL 3000 Wide Flood	295	70774		Waterfall Kit 30	277
57766	57769	ProMax MudDrain 20000	427	70775		Waterfall Kit 60	277
57767	57770	ProMax MudDrain 25000	425	70785	70786	InScenio FM-Master Home	289
57768	57771	ProMax MudDrain 30000	425	70788	70789	InScenio FM-Master Cloud	289
57772		ProMax Floating intake	400	70895		ProfiSkim Wall 100	328
57774		ProMax Pressure Automatic 5500/5	393	70896		ProMax Pressure Well 3000/18	391
57775		ProMax Pressure Cistern 6000/6	395	70926		Height extension ProfiSkim Wall	328


# Product overview by item number

Item no.	Item no. GB	Description	Page	Item no.	Item no. GB	Description	Page
70927		Skimmer extension ProfiSkim Wall	328	73536		Safety grid AquaMax Eco 2"	146
70928		Wide mouth extension ProfiSkim Wall	328	73656		AquaMax Eco Titanium 31000	111
70929		Stainless steel cover STD ProfiSkim Wall	328	73657		AquaMax Eco Titanium 51000	111
70930		Stainless steel cover WM ProfiSkim Wall	328	73658		Safety grid AquaMax Eco 3"	146
70972		FoamFix	63	73716		SwimFlex DA 50, 25 m	56
70974		FoamFix Pro-Applicator	63	73750		Vibration protection mat 230 x 200 x 3mm	147
71937		EuroFol EPDM 0.75 mm / 4.5 x 30 m	79	73751		Rubber connection DN110 to DN110	147
71938		EuroFol EPDM 0.75 mm / 7.5 x 30 m	79	73752		Rubber connection 2" to DN110 eccentric	147
72713		OASE Control connection cable 30.0 m	147	73753		Rubber connection Titanium 30000	147
72771		Replacement bulb UVC 13 W	216	73754		Rubber connection Titanium 50000	147
72780		ASM lid container M / L	174	73755		Rubber connection Titanium 30000 90° arc	147
72934		Water reservoir 60 square	27	73756		Connection elbow 2"/90° external thread	146
72935		Water reservoir 80 round	27	73757		Shim installation pump chamber	146
72936		Water reservoir 120 round	27	73758		Rubber feet AquaMax Eco Gravity	146
72937		Eco-Rise 50	32	74322		Cube Stand 70	272
72938		Silent Splash 30	29	75952		Filtral UVC 9000	205
72939		Silent Splash 60	29	76557		ProfiClear Premium XL Moving Bed Hel-X	112
72940		Silent Splash 90	29	76637		EasyFol EPDM 1.0 mm/ 3.96 x 30.48 m	77
72941		Water reservoir Wall 60	3	76638		EasyFol EPDM 1.0 mm/ 4.27 x 30.48 m	77
72942		Water reservoir Wall 90	26	76639		EasyFol EPDM 1.0 mm/ 4.88 x 30.48 m	77
72943		Splash Mat Wall 60	29	76645		EasyFol EPDM 1.0 mm/ 6.10 x 30.48 m	77
72944		Splash Mat Wall 90	29	76646		EasyFol EPDM 1.0 mm/ 6.10 x 60.96 m	77
72946		Spillway Box 15000	43	76757		Connection set Pressure Well VA	405
72947		Spillway Box 22500	43	77371	77375	Aquarius Fountain Set Classic 2000 E	237
72948		Spillway Box 35000	43	77372	77376	Aquarius Fountain Set Classic 3000 E	237
72949		Pump vault 15000	31	77374	77377	Aquarius Fountain Set Classic 4000 E	237
72950		Pump vault 55000	31	77462		AquaMax Eco Titanium 81000	111
72951		Pump vault extension 55000	31	77776	77788	FiltoClear 5000	193
72952		Maxima 120	30	77777	77789	FiltoClear 13000	193
72953		AutoFill Kit	25	77778	77790	FiltoClear 19000	193
73336	73339	AquaMax Eco Classic 9000 C	125	77779	77791	FiltoClear 31000	193
73337	73340	AquaMax Eco Classic 12000 C	125	77780	77792	FiltoClear Set 5000	195
73338	73341	AquaMax Eco Classic 18000 C	125	77781	77793	FiltoClear Set 13000	195
73362		ProMax Pressure Well Automatic 3000/15	389	77782	77794	FiltoClear Set 19000	195
73363	73364	ProfiClear Premium DF-XL gravity OC	168	77783	77795	FiltoClear Set 31000	195
73365	73366	ProfiClear Premium DF-XL pump-fed OC	168	77831		FiltoCap stone grey	320
73367		ProfiClear Premium XL Moving Bed	169	77871		Replacement bulb UVC Eco 42 W	217
73368		ProfiCl. Prem. XL discharge module grav.	174	77872		Replacement foam set FiltoClear 5000	177
73369		ProfiCl. Prem. XL discharge module pump	174	77873		Replacement foam set FiltoClear 13000	177
73370		Pump chamber XL Individual	174	77874		Replacement foam set FiltoClear 19000	177
73371		Pump chamber XL Individual Cover	174	77875		Replacement foam set FiltoClear 31000	177
73372		OASE PondPads 20 I	175	77918		AquaMax Eco Expert 27000 / 12 V	139
73373		OASE PondPads 10 I	175	78109		Aquarius Eco Expert 20000 / 12 V	143
73374		Bitron Premium 60 W	209	78110		DuoBoost 5 cm 250 ml	361
73375		Bitron Premium 120 W	209	78111		DuoBoost 2 cm 250 ml	361
73376		Bitron Premium 180 W	209	78112		DuoBoost 2 cm 2.5 l	361


# Product overview by item number

Item no.	Item no. GB	Description	Page	Item no.	Item no. GB	Description	Page
84031		Extension cable Premium 12 V 10 m	140	88427		Cube 90 CS	272
84032		Extension cable Expert 12 V 10 m	142	88434		SwimFol Reinforced fabric 1.5mm / 2x200m	72
84164		Copper pedestal for copper bowls	274	88667		AquaOxy aeration ring D 60 cm	226
84165		Copper Bowl Square 50	274	88668		AquaOxy Aerator Bar S	226
84166		Copper Bowl Round 50	274	88669		AquaOxy Aerator Bar L	226
84167		Copper Bowl Round 60	274	89042		Pump Vault 60000	31
84168		Copper Bowl Round 75	274	89043		Extension Pump Vault	219
84169		Copper Bowl Round 90	274	89045		Water diverter 1 1/4"	57
84170		Cord seal fitting 1 1/2"	275	89116		Cube Stand 100	272
84173		Wall Spout Rhombus Copper	273	89117		Stainless steel hose clamp 2"-2 1/2"	57
84174		Wall Spout Rhombus Bronze	273	89118		Additional pack Eco Expert 2 1/2"	146
84176		Wall Spout Square Copper	273	89121		Spiral Hose green 2 1/2" 20 m	54
84177		Wall Spout Square Bronze	273	90049		EasyFol EPDM 1.0 mm/ 8.02 x 30.48 m	77
84178		Wall Spout Circle Copper	273	90050		EasyFol EPDM 1.0 mm/ 10.06 x 30.48 m	77
84179		Wall Spout Circle Bronze	273	90051		EasyFol EPDM 1.0 mm/ 12.20 x 30.48 m	77
84180		Wall Spout Ellipse Copper	273	90052		EasyFol EPDM 1.0 mm/ 15.25 x 30.48 m	77
84181		Wall Spout Ellipse Bronze	273	90053		EasyFol EPDM container order 1.14 mm	77
84185		Watercourse Base Set 15000	42	90054		EasyFol EPDM container order 1.52 mm	77
84189		Watercourse Base Set 22500	42	90218		EasyFol EPDM container order 1.02 mm	77
84190		Watercourse Base Set 35000	42	90254		EasyFol EPDM 1.0 mm/ 3.05 x 30.48 m	77
84192		Waterfall Complete Set Wall 60	276	90258		EasyFol EPDM 1.0 mm/ 7.32 x 30.48 m	77
84221		Waterfall Complete Set Stele 60	276	90259		EasyFol EPDM 1.0 mm/ 8.02 x 20.12 m	77
84224		Waterfall Complete Set Wall 90	276	90260		EasyFol EPDM 1.0 mm/ 12.20 x 60.96 m	77
84239		DuoBoost Counter Display	361	90261		EasyFol EPDM 1.0 mm/ 5.49 x 30.48 m	77
84296		Pond net foldable	346	90218		EasyFol EPDM container order 1.52 mm	77
84297		Pond net rectangular	346	90254		EasyFol EPDM container order 1.02 mm	77
84308		Pond net triangular	346	90258		EasyFol EPDM 1.0 mm / 3.05 x 30.48 m	77
84310		Pond net round extra big	346	90259		EasyFol EPDM 1.0 mm / 7.32 x 30.48 m	77
84318		Algae net triangular	346	90260		EasyFol EPDM 1.0 mm / 8.02 x 20.12 m	77
85857		Connection Kit Wall Spout	312	90261		EasyFol EPDM 1.0 mm / 12.20 x 60.96 m	77
85858	85859	Transformer 30 VA with 3 outputs	312	90261		EasyFol EPDM 1.0 mm / 5.49 x 30.48 m	77
87091		Eco-Rise 30	32				
87093		Maxima 60	30				
87096		Pump Vault 20000	31				
87100	87103	AquaOxy 2500	223				
87101	87104	AquaOxy 5000	223				
87102	87105	AquaOxy 7500	223				
87157		AquaAir Eco 250	220				
87164		ProfiClear Premium Standing Bed Module L	173				
87165		ProfiClear Premium Discharge Module L	272				
87166		ProfiClear Prem. Standing Bed Module XL	169				
88108		Vitronic 11 W	215				
88252		OxyPool 20 I	371				
88263		Wall Spout LED Set	306				
88264		Fountain Ring LED Set	305				
88426		Cube 60 CS	272				

# Notes



# Notes



An underwater scene with several fish swimming in clear blue water. In the foreground, there are large green lily pads. Sunlight rays penetrate the water from the right side, creating a bright, shimmering effect. The overall atmosphere is serene and natural.

# The DYNAMIX range: modern, attractive – and the right food for every fish.

Whether they keep young or adult sturgeon, goldfish or koi, all pond owners will find the right DYNAMIX food for their fish. It couldn't be easier, thanks to the modern packaging design that has a high shelf impact and a clear, logical structure to find the right product.

Get in touch with your OASE contact person for more information or visit [www.oase.com](http://www.oase.com)





**DYNAMIX FLAKES FOR SMALL AND YOUNG FISH**



**DYNAMIX STICKS VITAL FOR ALL FISH (ESPECIALLY THOSE WITH NATURAL COLOURS)**



**DYNAMIX STICKS COLOUR FOR ALL FISH (ESPECIALLY THOSE WITH RED PIGMENTS)**



**DYNAMIX STICKS MIX FOR ALL FISH WITH RED PIGMENTS AND NATURAL COLOURS**



**DYNAMIX STICKS MIX + SNACK FOR ALL FISH WITH RED PIGMENTS AND NATURAL COLOURS**



**DYNAMIX SUPER MIX FOR MIXED STOCK**



**DYNAMIX KOI PELLETS SMALL AND LARGE FOR SMALL AND LARGE KOI**

Your OASE dealer:

[www.oase.com](http://www.oase.com)

**OASE GmbH**

Post Box 20 69  
48469 Hörstel  
Germany  
☎ +49 (0) 5454 80-0  
☎ +49 (0) 5454 80-9253  
✉ [info@oase.com](mailto:info@oase.com)

**OASE S.A.**

Avenue de la Marne  
Parc du Molinel  
Bât F – Rez de Chaussée  
59290 Wasquehal  
France  
☎ +33 (0) 320 82 00 45  
☎ +33 (0) 320 82 99 32  
✉ [info.fr@oase.com](mailto:info.fr@oase.com)

**OASE Türkiye**

Merkez Mah.Akar Cad. No:3  
Kat:3 D:14  
34381 Sisli/Istanbul  
Turkey  
☎ +90 (0) 216 688 14 60  
☎ +90 (0) 216 688 14 57  
✉ [info.tr@oase.com](mailto:info.tr@oase.com)

**(Indoor Aquatics)**

**OASE North America**  
7241 Haverhill Business Parkway,  
Suite 105  
West Palm Beach  
33407 Florida  
USA  
☎ +1 (0) 866-627-3435  
✉ [customercare@oase.com](mailto:customercare@oase.com)

**OASE (UK) LTD.**

The Old Cart Shed  
Apsley Barns  
Andover  
Hampshire SP11 6NA  
United Kingdom  
☎ +44 (0) 1256 896 886  
☎ +44 (0) 1256 896 489  
✉ [enquiries@oase.com](mailto:enquiries@oase.com)

**OASE ESPAÑA Casa Jardín S.L.U.**

Ctra. Fuencarral 44  
Edif 5 Loft 24  
28108 Alcobendas  
Madrid  
Spain  
☎ +34 (0) 91 499 07 29  
☎ +34 (0) 91 666 56 87  
✉ [info.es@oase.com](mailto:info.es@oase.com)

**OASE Asia Pacific Pte. Ltd.**

51 Goldhill Plaza  
#17-01  
Singapore 308900  
☎ +65 (0) 6337 2838  
☎ +65 (0) 6337 6878  
✉ [info.oap@oase.com](mailto:info.oap@oase.com)

**(biOrb)**

**OASE North America**  
7241 Haverhill Business Parkway,  
Suite 105  
West Palm Beach  
33407 Florida  
USA  
☎ +1 (0) 888-755-5646  
✉ [biorbssupport@oase.com](mailto:biorbssupport@oase.com)

**OASE B.V.**

Dooren 107  
1785 Merchtem  
Belgium  
☎ +31 (0) 900 246 22 10  
☎ +31 (0) 800 023 01 86  
✉ [info.nl@oase.com](mailto:info.nl@oase.com) (NL)

**OASE Kereskedelmi Kft**

Hegyalja út 7-13  
1016 Budapest  
Hungary  
☎ +361 (0) 393 50 40  
☎ +361 (0) 393 50 41  
✉ [info.hu@oase.com](mailto:info.hu@oase.com)

**OASE Middle East FZ-LLC**

Dubai Design District (d3)  
Building 3, 3rd Floor, Design Quarter  
P.O. Box 333090  
Dubai, UAE  
☎ +971 56 4845 412  
✉ [uae@oase.com](mailto:uae@oase.com)

**OASE Italia Srl**

Via San Antonio, 22  
36056 Tezze sul Brenta (VI)  
Italy  
☎ +39 (0) 42 459 08 66  
☎ +39 (0) 42 482 73 42  
✉ [info.it@oase.com](mailto:info.it@oase.com)

**OASE B.V.**

Dooren 107  
1785 Merchtem  
Belgium  
☎ +32 (0) 52 48 47 60  
☎ +32 (0) 52 48 47 61  
✉ [info.be@oase.com](mailto:info.be@oase.com) (B)

**OASE Spółka z o.o.**

Al. Jerozolimskie 200 lok. 538  
02-486 Warsaw  
Poland  
☎ +48 (0) 223 23 71 13  
☎ +48 (0) 223 23 71 15  
✉ [info.pl@oase.com](mailto:info.pl@oase.com)

**OASE China**

No. 80 North Dongting Road  
Taicang, Jiangsu  
China  
☎ +86 (0) 512 5371 9578  
☎ +86 (0) 512 5371 9555  
✉ [info.cn@oase.com](mailto:info.cn@oase.com)

**OASE Japan G.K.**

Yokohama West Bld. 27-9  
Kusunoki-cho, Yokohama-Shi, Nishi-Ku  
Kanagawa, 220-0003  
Japan  
✉ [customer-service.jp@oase.com](mailto:customer-service.jp@oase.com)