

Parts Included

3/8" Tubing Kit (#773380) – Parts Included:

- (1) 3/8" Diameter x 100' SureSink™ Aeration Tubing
- (1) 3/8" Barb x 3/8" Barb Fitting
- (2) 3/8" Tubing Clamp

5/8" Tubing Kit(#773580) – Parts Included:

- (1) 5/8" Diameter x 100' SureSink™ Aeration Tubing
- (2) 3/8" Barb x 5/8" Barb Fitting
- (1) 5/8" Barb x 5/8" Barb Fitting
- (2) 5/8" Tubing Clamp
- (2) 3/8" Tubing Clamp

*Depending on individual installations, not all fittings will be used. Please see illustrations for fittings needed

Installation Tools Needed

- 5/16" socket/nut driver
- 1/4" socket/nut driver
- 9/32" socket/nut driver
- Flathead screwdriver
- Utility razor knife or tubing cutter

Installing SureSink™ Tubing to Barb Fittings

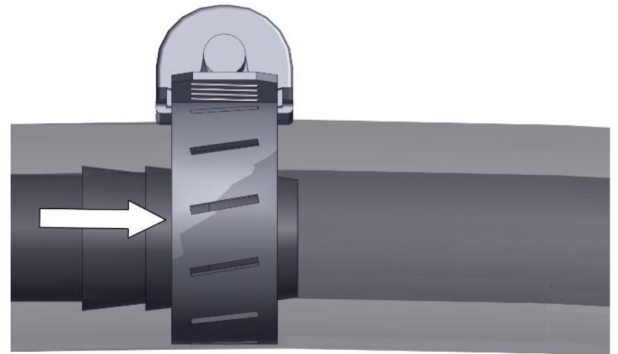
1. Trim hose square. Outer diameter must be free of score marks, burrs and sharp edges.



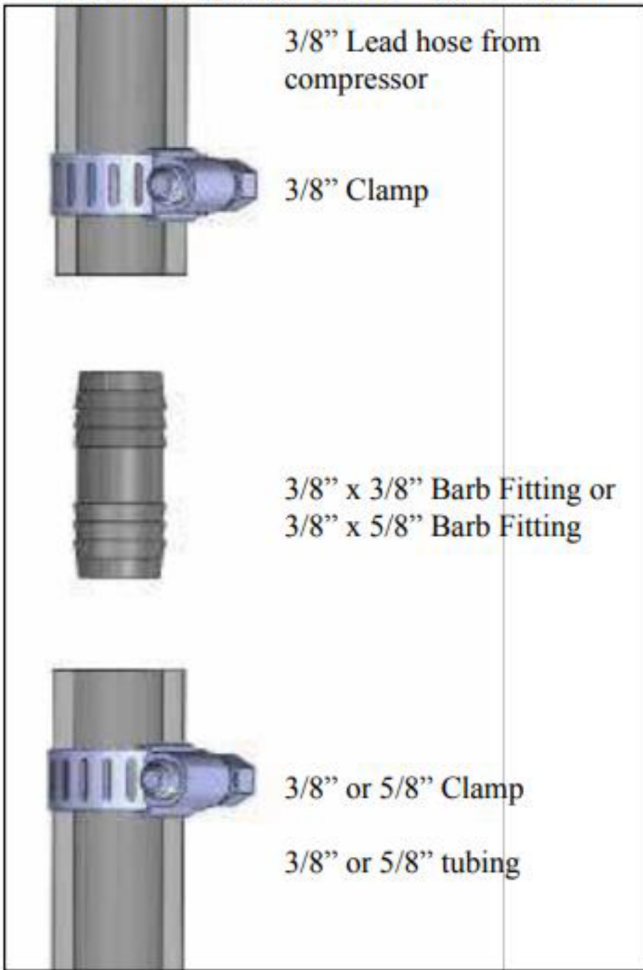
2. Loosely slide tubing clamp onto tubing. Insert tubing over barbed fitting. Tubing must completely cover barbed portion of fitting.



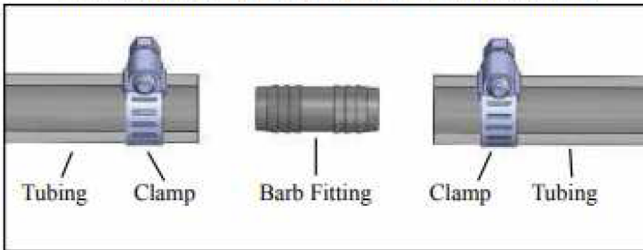
3. Slide tubing clamp over tubing and barbed portion of the fitting. Tighten clamp using a socket/nut driver or flathead screwdriver.



Lead Hose to SureSink™ Connection



Installations Over 100' Connection



Diffuser Assembly Connection

(Additional Fittings Included with Diffuser Assembly)

