

conservatory roofs

QUOTE REQUEST FORM



QUOTE/ORDER PROCEDURE

To request a quote for a conservatory roof, fill out the quote request form and email to your Roofing Ownership contact. We endeavour to return your quote within 2 hours* (excluding weekends and bank holidays). Please allow longer for complex orders or portals.

If any alterations are required, please email back the quote we have provided highlighting the changes.

DO NOT sign this. A new confirmation will be prepared for you to re-check and sign.

When you are happy that everything on the confirmation is exactly as required, sign it and email back to your Roofing Ownership contact. The signed confirmation constitutes your final approved order and the production paperwork is produced from this. Any alterations made after you have returned the signed confirmation may be subject to charges.

Conservatory roofs will be delivered direct to branch in 5-7 working days from date of order. If you have requested a specific delivery date, every effort will be made to accommodate your needs and we will contact you in writing to confirm of any issues.





01773 842336



**Your Roofing Ownership Contact
or conservatories@deeplas.co.uk**


* applies to quote requests received between 8:30am-12:00 noon Monday-Friday

If in any doubt at any stage, call the Deeplas Conservatory Roof Department



PROFILE COLOURS

STANDARD



MADE TO ORDER / SPRAYED



ADDITIONAL COLOURS ARE MADE TO ORDER ON EXTENDED LEAD TIMES
SUPPLIED WITH BLACK GUTTERING AS STANDARD

GLASS COLOURS




POLYCARBONATE COLOURS



PILASTER COLOURS


HORIZONTAL CLADDING (COASTLINE)



VERTICAL CLADDING (ECOSCAPE)



HIGHLINE GUTTER COLOURS



REMEMBER

Make sure the property has been correctly surveyed, with accurate measurements provided. Once the conservatory roof has been made, no refunds can be given.



Conservatory Quote request form

01773 842336 conservatories@deeplas.co.uk



Customer Name	Roof reference name
Customer account number	Customer email
Is this <input type="checkbox"/> a rough survey for quoting <input type="checkbox"/> an accurate final roof survey	

ROOF PLAN

Please illustrate an accurate roof survey below, including rafter spacings if critical. Please show all host wall positions, and how the roof is situated against them. If bi-fold doors are being specified please clearly indicate their locations and respective widths. **All dimensions to be internal frame.**

ROOF PROFILE	External colour Standard colours	Internal colour Standard colours	POLYCARBONATE GLAZING	Thickness	24MM GLASS UNITS	Perfect day 1.2u	ROOF HEIGHT	Restrictions External height not to exceed (mm) Take into account leadwork allowance
	<input type="checkbox"/> White <input type="checkbox"/> Anthracite Grey <input type="checkbox"/> Golden Oak <input type="checkbox"/> Rosewood Made-to-order/Sprayed colours 3 weeks lead time (All supplied with Black guttering) <input type="checkbox"/> Slate Grey <input type="checkbox"/> Irish Oak <input type="checkbox"/> Black (All top caps) <input type="checkbox"/> Chartwell Green <input type="checkbox"/> Cream RAL Please specify	<input type="checkbox"/> White <input type="checkbox"/> Anthracite Grey <input type="checkbox"/> Golden Oak <input type="checkbox"/> Rosewood <input type="checkbox"/> Slate Grey <input type="checkbox"/> Irish Oak <input type="checkbox"/> Black <input type="checkbox"/> Chartwell Green <input type="checkbox"/> Cream RAL Please specify		<input type="checkbox"/> 25mm <input type="checkbox"/> 32mm Colour <input type="checkbox"/> Clear <input type="checkbox"/> Opal <input type="checkbox"/> Bronze <input type="checkbox"/> Bronze/Opal <input type="checkbox"/> Heatguard <input type="checkbox"/> Solar Control <input type="checkbox"/> Unglazed Foil inserts <input type="checkbox"/> Silver		<input type="checkbox"/> Super Clear <input type="checkbox"/> Super Blue <input type="checkbox"/> Super Neutral <input type="checkbox"/> Super Aqua <input type="checkbox"/> Super Bronze Perfect day 1.0u <input type="checkbox"/> Super Clear 4S <input type="checkbox"/> Super Blue 4S <input type="checkbox"/> Super Neutral 4S <input type="checkbox"/> Super Aqua 4S <input type="checkbox"/> Super Bronze 4S <input type="checkbox"/> Unglazed		Actual height Height from top of frame Pitch (degrees) Set external roof height to (mm) Set internal roof height to (mm)

FRAME DETAILS	Eaves height Including dwarf wall (mm)	ROOF VENTS	<input type="checkbox"/> Manual Quantity	NEW PREMIUM OPTIONS	Contemporary Conservatory	NEW CORNER & INLINE PILASTERS	Please clearly indicate on drawing locations of pilasters All corner and intermediate packs are supplied with all needed products (windows, corner posts, couplers, cladding, edging trims, battens + fixings)
	Frame depth <input type="checkbox"/> 70mm <input type="checkbox"/> 60mm <input type="checkbox"/> Other Please specify		<input type="checkbox"/> Brass winder <input type="checkbox"/> Chrome winder <input type="checkbox"/> Electric Vent Quantity		<input type="checkbox"/> Slimline Ridge (*20° Edwardian + Double Hipped Edwardian roofs only) <input type="checkbox"/> Contemporary Aluminium Highline Gutter (Flat) <input type="checkbox"/> Traditional Aluminium Highline Gutter (Sculptured) Internal Pelmet Options <input type="checkbox"/> Lusso Light (PVC pelmet) <input type="checkbox"/> 230mm Plastered Pelmet <input type="checkbox"/> 420mm Plastered Pelmet		Horizontal Cladding (Coastline) <input type="checkbox"/> Anthracite Grey <input type="checkbox"/> Moondust Vertical Cladding (Ecoscape) <input type="checkbox"/> Spiced Oak <input type="checkbox"/> Silver Birch <input type="checkbox"/> Midnight Black Height (Cill not included in pack. All sizes from top of cill) <input type="checkbox"/> 1470mm Quantity <input type="checkbox"/> 2070mm Quantity
EXTRAS	<input type="checkbox"/> Aluminium Rafter Top Cappings <input type="checkbox"/> Regency Aluminium Finial & Crestings <input type="checkbox"/> Crestless Ridge <input type="checkbox"/> Black Gutter <input type="checkbox"/> Gallows Brackets Quantity	<input type="checkbox"/> Electric Switch + Rain Sensor Quantity					