

CONSERVATORY ROOFS QUOTE REQUEST FORM

ISSUE 1

2021



QUOTE/ORDER PROCEDURE

To request a quote for conservatory roof, fill out the quote request form and email to your Roofing Ownership contact. We endeavour to return your quote within 2 hours* (excluding weekends and bank holidays). Please allow longer for complex orders or portals.

If any alterations are required, please email back the quote we have provided highlighting the changes. DO NOT sign this. A new confirmation will be prepared for you to re-check and sign.

When you are happy that everything on the confirmation is exactly as required, sign it and email back to your Roofing Ownership contact. The signed confirmation constitutes your final approved order and the production paperwork is produced from this. Any alterations made after you have returned the signed confirmation may be subject to charges.

Conservatory roofs will be delivered direct to customers in 5-7 working days from date of order. If you have requested a specific delivery date, every effort will be made to accommodate your needs and we will contact you in writing to confirm of any issues.



01773 842336



Conservatories@deeplas.co.uk

* applies to quote requests received between 8:30am-17:00 Monday-Friday


If in any doubt at any stage, call the Deeplas Conservatory Roof Department

COLOUR OPTIONS

PROFILE, GLASS & POLYCARBONATE OPTIONS

PROFILE COLOURS

STANDARD




WHITE




ANTHRACITE
GREY



CREAM



GOLDEN
OAK



ROSEWOOD

MADE TO ORDER/SPRAYED



IRISH OAK




CHARTWELL




BLACK


GLASS COLOURS




CLEAR




BLUE



NEUTRAL



AQUA



BRONZE


POLYCARBONATE COLOURS




WHITE




OPAL



BRONZE



BRONZE/
OPAL



HEATGUARD
SOLAR
CONTROL

REMEMBER

Make sure the property has been correctly surveyed, with accurate measurements provided. Once the conservatory roof has been made, no refunds can be given.



 01773 842336

 Conservatories@deeplas.co.uk

| | | | | | |
|--|---------------|------------------|--|-----------------------|--|
| Is this <input type="checkbox"/> an order <input type="checkbox"/> a quote | | Your information | | Roof delivery address | |
| Quote reference no. | | Customer | | | |
| | | Customer ref. | | | |
| | | Your name | | | |
| | | Your telephone | | | |
| Date ordered | Date required | Your email | | Postcode | |

ROOF PLAN

Please illustrate an accurate roof survey below, including rafter spacings if critical. Please show all host wall positions, and how the roof is situated against them. If bi-fold doors are being specified please clearly indicate their locations and respective widths. **All dimensions to be internal frame.**

| | | | | | | | | |
|---------------|--|---|-----------------------|--|-------------------------|---|-------------|---|
| ROOF PROFILE | External colour Standard colours | Internal colour Standard colours | POLYCARBONATE GLAZING | Thickness | 24MM GLASS UNITS | Perfect day 1.2u | ROOF HEIGHT | Restrictions External height not to exceed (mm) Take into account leadwork allowance |
| | <input type="checkbox"/> White <input type="checkbox"/> Anthracite Grey <input type="checkbox"/> Cream <input type="checkbox"/> Golden Oak <input type="checkbox"/> Rosewood | <input type="checkbox"/> White <input type="checkbox"/> Anthracite Grey <input type="checkbox"/> Cream <input type="checkbox"/> Golden Oak <input type="checkbox"/> Rosewood | | <input type="checkbox"/> 25mm <input type="checkbox"/> 32mm | | <input type="checkbox"/> Clear <input type="checkbox"/> Opal <input type="checkbox"/> Bronze <input type="checkbox"/> Bronze/Opal <input type="checkbox"/> Heatguard <input type="checkbox"/> Solar Control <input type="checkbox"/> Unglazed | | <input type="checkbox"/> Super Clear <input type="checkbox"/> Super Blue <input type="checkbox"/> Super Neutral <input type="checkbox"/> Super Aqua <input type="checkbox"/> Super Bronze |
| FRAME DETAILS | Eaves height Including dwarf wall (mm) | Roof vents | EXTRA/PREMIUM OPTIONS | Colour | Internal pelmet options | Perfect day 1.0u | NOTES | Pitch (degrees) |
| | Frame depth <input type="checkbox"/> 70mm <input type="checkbox"/> 60mm <input type="checkbox"/> Other Please specify | <input type="checkbox"/> Manual vent Quantity <input type="checkbox"/> Brass winder <input type="checkbox"/> Chrome winder <input type="checkbox"/> Electric Vent Quantity <input type="checkbox"/> Electric Switch + Rain Sensor Quantity | | <input type="checkbox"/> Silver <input type="checkbox"/> Gold | | <input type="checkbox"/> Super Clear 4S <input type="checkbox"/> Super Blue 4S <input type="checkbox"/> Super Neutral 4S <input type="checkbox"/> Super Aqua 4S <input type="checkbox"/> Super Bronze 4S <input type="checkbox"/> Unglazed | | Set external roof height to (mm) |
| | | | | Foil inserts | | | | Set internal roof height to (mm) |

| | | | |
|--------------|--------|------------|------|
| Price ex VAT | Signed | Print name | Date |
| | | | |