


Let it Snow

Sara Peterson

NOTE: Eyes, buttons and nose can be painted or tack-fused onto glass before soldering.



© 2009 Sara Peterson, Spectrum Glass, and Oceanside Glass and Tile®

Oceanside Glass Color Suggestions

- | | | | |
|--------------|--------------------------------|----------------|--------------------------------------|
| A. BR-308 | Clear /White Baroque™ | E. OA-355-1S-F | Strawberries & Cream OpalArt™ |
| B. 200S-F | White Smooth Opal Fusible | F. 6067-83CC-F | Mimosa Pearl Opal |
| C. 200-91W-F | White Opal Waterglass® Fusible | G. 100GG-F | Clear Crystal Ice Fusible |
| D. 422-1W-F | Olive/Sea Green Waterglass | H. 100HS-F | Clear Small Hammered |
| | | I. 152G-F | Ruby Red Granite Transparent Fusible |

Holly & Mistletoe

Mari Stein

From the book

"Farmer's Market"



Oceanside Glass Color Suggestions


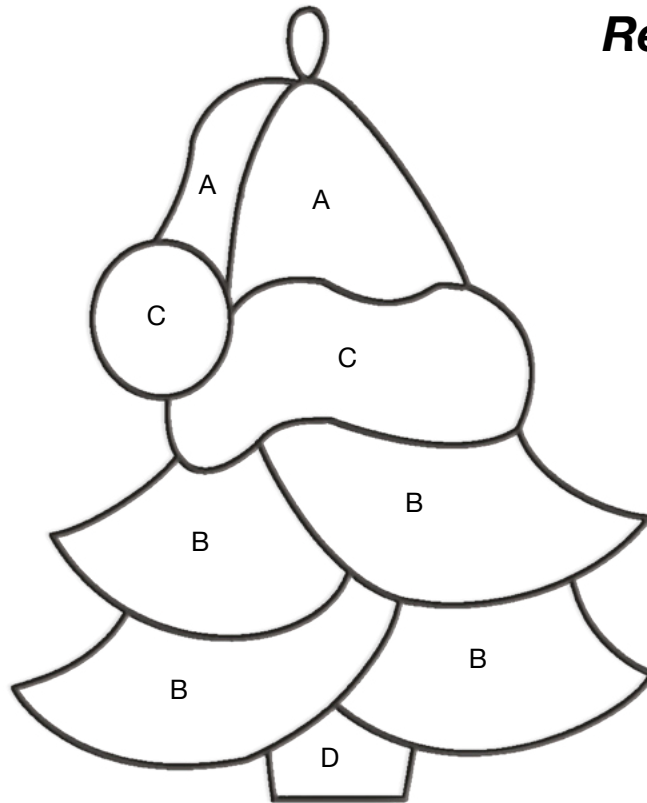
- | | |
|----------------|---|
| A. 152G-F | Ruby Red Granite Transparent Fusible |
| B. BR-308 | Clear /White Baroque™ |
| C. 6022-82CC-F | Congo Pearl Opal Fusible |
| D. 123S-F | Medium Green Smooth Transparent Fusible |
| E. 125S-F | Dark Green Smooth Transparent Fusible |
| F. 200S-F | White Smooth Opal Fusible |





Retro Tree Ornament

Glass Magic
Snohomish, WA



Oceanside Glass Color Suggestions

- | | |
|--------------|---|
| A. 151S-F-IR | Cherry Red Iridescent Transparent Fusible |
| B. 125S-F-IR | Dark Green Iridescent Transparent Fusible |
| C. 200S-F-IR | White Iridescent Opal Fusible |
| D. 211-74S-F | Chestnut Brown Opal Fusible |