

Course Guide

Creative Glass Courses



**Stained Glass
Fusing
Lampworking**
and much more...



Contents

Glass fusing courses	4
Let's get started! - Beginners	
An exciting next step - Intermediate	
Something rather special - International guest tutors	
Copper foiling courses	12
Let's get started! - Beginners	
Stained glass courses	14
Let's get started! - Beginners	
An exciting next step - Intermediate	
Lampworking courses	16
Let's get started! - Beginners	
An exciting next step - Intermediate	
Glass painting courses	18
Let's get started! - Beginners	
One to one courses	19



Our courses run from 10am-4pm, unless otherwise stated. You can find upcoming dates for all of the courses listed in this guide at www.creativeglassguild.co.uk/cat/courses or see separate calendar handout for upcoming dates, dates are generally booked 3-6 months in advance. If you have any enquiries about courses please give us a call on **0117 958 8820**.


Begin your journey of glass discovery...

Whether you're looking for a new hobby or hoping to develop your existing skills in glass, we've got a course for you.

From introductory courses in the traditional stained glass process, copper foiling, glass fusing & slumping, glass painting and lampworking to masterclasses and guest courses with internationally celebrated tutors. There are more than 40 courses to choose from in our range, which we have been growing and developing since 2004.

Not sure what to go for? Give us a call on **0117 958 8820** and we'd be happy to talk about the courses in more detail and help you get the most out of your visit. All of our courses are run from our studios in Bristol.

What's included on a course at Creative Glass Guild?



Delicious lunch from Pret a Manger*

*Unless stated



Locally made cakes and roasted coffee



All materials provided*

*Unless stated



Finished work posted out to you for free*

*Free delivery to UK mainland (excl. Highlands and Islands)



Free parking and close links to public transport



Great discounts on course completion



In store at **Unit 4 St Phillips Central, Albert Road, St Phillips, Bristol BS2 0XJ**



Online at www.creativeglassguild.co.uk



On the phone **0117 958 8820**

Glass fusing courses

Glass fusing is the art of melting glass in the kiln and there are so many fun techniques to explore with this medium. Glass is such a tactile material to work with and kiln-forming allows you to manipulate the glass to make beautiful artworks of all shapes and sizes.



Let's get started!

We have a range of courses available for beginners including taster days, weekends and a six week evening course, where you can make a variety of fused glass objects from coasters to jewellery.

Glass fusing taster day £125

This classic course has been revamped! Discover glass fusing through a range of new and exciting projects. Experiment with System 96 fusing glass to create two main projects – a stand-alone decorative piece of artwork and a set of four coasters. Develop your core skills for fusing as you explore different ways of using coloured glass and embellishments to achieve your designs. Who knows, you may get 'the bug'!




Fused glass jewellery taster day £99

This course offers students an introduction to glass fusing through a range of jewellery-making techniques. Learn about design, how to transfer your ideas into glass and ways of incorporating other materials such as metals. You will create a range of pieces, from necklace pendants to earrings, cufflinks, brooches and more!



Introduction to glass fusing (6 week evening course) £215

This course offers complete beginners an opportunity to experiment with the art of glass fusing. You will learn how to use and work with fusing glass and kilns to produce a range of pieces of your own design. This course is a great all-round introduction to kiln-formed glass! The course times are 6pm – 9pm. **Materials not included.**



Glass fusing & slumping two day £249

Experiment with a range of techniques to design and make a glass bowl and a selection of other fused glass objects. If you are interested in making glass homeware, tiles or jewellery, this course is a great introduction to the kiln-fired glass process. You will also learn how to use fibre paper to make simple moulds, how to use metal inclusions and how to enter programs into the kiln.



Fused glass Christmas decorations £125

We offer a festive fusing course for you to come and make kiln-fired tree decorations and a stand-up Christmas scene. You will cut glass and experiment with frit and stringers to create a range of Christmas pieces. You will be taught the fusing process, so this course is ideal for beginners and improvers who want a creative, festive day out! We will also provide mulled wine and mince pies! **Seasonal, this course only runs in the Winter months.**



Great discounts!

By taking courses with us you get discounts on glass, shop products and further courses! www.creativeglassguild.co.uk/discounts



In store at Unit 4 St Phillips Central, Albert Road, St Phillips, Bristol BS2 0XJ



Online at www.creativeglassguild.co.uk



On the phone 0117 958 8820

Glass fusing courses

Fun with frit £125

This brand new course will help you learn how to manipulate the most versatile of glass mediums – frit! Students will learn a series of techniques on powder manipulation, sgraffito, stencilling, layering and plaster carving – a process in which hand drawn images can be translated into glass. You will create test tiles and two finished works of glass art.



UGC enamels & MUD £125

A new and exciting course experimenting with UGC products which allow you to add fantastic embellishments to your fused glasswork. These are more than a simple range of enamels. There are many types to play with, including the metallic range of Accents and the beautiful Artisan Bubble Powders. There's also the weird and wonderful MUD – a stodgy substance that allows you to paint sculpturally with unique new techniques. You will produce three projects on this one day course, including a trio of pieces using artisan bubble powders, NT Colours and Accents, a wave scene using Artisans, MUD and frit and two pours.



Turn up the temp - 6 week evening course £215

This technique based course gets you up close and personal with molten glass. You will produce a drop out, a screen melt & pot melt, pull your own vitrigraph stringers and try one or two pattern bar techniques. All of the work produced can then be incorporated into other projects. **Materials not included.**




The main areas of learning on this course are:

- Discover how certain colours change and evolve at super hot temperatures and why
- Opening the kiln at hot temperatures
- Exploring negative space
- Kiln set up and firing programs
- A more complex design process, where the end product is multiple firings away
- Understanding of how glass moves under different temperatures and in different kiln furniture set-ups



Beginners - Let's get fusing one Saturday per month £545

This course offers complete beginners (and those with a little experience) opportunities to learn a range of beginner and intermediate fusing techniques. You will produce a range of fused glass artworks of your own design from scratch, as you build your confidence in the core skills necessary to realise your designs. The aim of this practical course is to offer students a fun and creative learning experience and an escape from the hustle and bustle of everyday life. **Materials and lunch not included.**



Projects include;

- Making a suncatcher
- Kiln-carving
- Slumping
- Adding embellishments
- Colour theory & reactive glass
- Fun with frit
- Jewellery
- Stack fusing

Looking to kit out your own fusing studio?



We sell the full range of System 96, Uroboros 96, Wissmach 96 and Youghiogheny 96 fusing glass*. We can also help you choose a kiln, stocking ranges from Kilncare and Olympic. Pop in store, give us a call on **0117 958 8820** or go to **www.creativeglassguild.co.uk** for more information. *Subject to availability.



In store at Unit 4 St Phillips Central, Albert Road, St Phillips, Bristol BS2 0XJ



Online at **www.creativeglassguild.co.uk**



On the phone **0117 958 8820**

Glass fusing courses



An exciting next step

We have a range of courses allowing you to take your glass fusing to the next level including stack fusing, pattern bars, strip fusing and much more...

Further fusing weekend £249

On day one students will develop their cutting skills before putting them into practice to make a multi layered colour project. Learn how to control volume and shape through the use of kiln furniture. You will create a series of test tiles combining glass, frits, stringers and noodles exploring the reactive potential of the sulphur and copper bearing glasses. On day two you will review these experiments and use them to create your own free standing glass art panel, this will then be slumped over an S Curve mould.



Stained glass with fusing weekend £225

On this combined course you will design and make a stained glass panel incorporating individually designed fused glass elements. You will design your panel and make your fused pieces which will be fired overnight, and on the second day you will learn the traditional stained glass process and build your piece. This is a great next step for students who have already tried stained glass or fusing.



Five weeks of flow - advanced fusing £295

This five week course (one day per week) will give experienced fusers the opportunity to explore advanced fusing techniques. Students will create slabs of glass and play with pattern bar and flow bar techniques which will then be cut and cold-worked using our liners and saws - then re-fused into new and interesting patterns. The possibilities are endless! This course will be taught by our resident fusing expert Simon Alderson. **Materials and lunch not included.**



Stacks and strips - dimensions in glass (6 week evening course) £215

Create more dimension and depth in your glass art work as you experiment with firing programs to create thicker, more complex artworks. Using the techniques of stack fusing and strip fusing, construct multi-layered pieces and make informed choices when it comes to colour, transparent and opaque glasses, reactive glasses and frit techniques. Glass cutting skills are essential. **Materials not included.**



Stack fusing £195

By building up layers of fused glass you can create a stand-up sculptural piece with a 3D effect. On this course you will build a 6" x 6" stand alone stack-fused piece of your own design. You will need to prepare an image or idea which you can dissect into three segments of depth. On day one you will produce three 6mm thick panels which will be fused overnight. These will then be stacked and fused on top of each other in a second firing on day two, with extra layers to create your completed piece.



Further fused glass jewellery weekend £225

On this exciting, project-led course, develop your understanding of how to use coloured glass and frit to make beautiful jewellery pieces. Techniques will include designing with transparent glasses, etching dichroic glass using a sandblaster, crackle technique, using frit to create landscapes, coldworking, using an electric liner to polish, explore jewellery findings and use casting moulds.



In store at Unit 4 St Phillips Central, Albert Road, St Phillips, Bristol BS2 0XJ



Online at www.creativeglassguild.co.uk



On the phone 0117 958 8820

Something rather special

Each year we look to expand our course offering by inviting world class international tutors to our studios, enabling you to learn some great new techniques.

Aquatic life and river rocks with Mark Hufford £695

On this 4 day course students will learn to replicate nature's beauty in river rocks using glass and UGC fired glass enamels and products. Discussion will include choosing the correct color combinations, topical applications using other products for details prior to firing and implementing them in projects with nature scenes, plaques, and decorative bowls. Students attending this course will also be granted access to a closed Facebook page that Mark dedicates to sharing additional applications, design ideas and support that is ongoing.



Comprehensive UGC applications with Mark Hufford £695

On this 4 day comprehensive techniques course students will create 8-10 sampler tiles and learn how to use all of the products in the Unique Glass Colors product line. The products used will be the NT Enamels, Accents, Layering Mix, Details, Artisans, Outlines and MUD. On the last day students will create their own design using one or more of the techniques and products used in the samplers. This course prepares the skilled fused glass enamel painter with skills to elevate their work beyond the basics but allows beginners a starting point to success and understanding of how the products work.



Silke Mat masterclass with Barbara Cashman £495

Push the boundaries of glass form on this three day course with Silke Mat inventor Barbara Cashman. Discover how this wonderful material can be used to make multi-use moulds of your own design. From casting moulds to slumping moulds and vitragraph moulds, you'll design and create a variety of works – and have the moulds to keep afterwards!



Kiln hire

Don't have the space for your own kiln then hire one of ours for the day!



KilnCare Hobbyfuser
400 x 400mm

£25 per day

+ £2.95 Papyrus paper



KilnCare FK4
960 x 480mm

£40 per day

+ £5 Papyrus paper



KilnCare FK7
1260 x 1000mm

£65 per day

+ £10 Papyrus paper

- **Work bench hire included**
- **Access to all hand tools you may need**
- **Use any of our moulds**
- **Glass ready to collect by 4pm the next day***

*Depends on firing program used and availability

You can also hire our work benches for £12.50 per day or £55 for 5 days.

Please call us on 0117 958 8820 to book

Please note: If you are fusing or painting you will need to pay the kiln paper charge. We will lay paper in the kilns and turn them on but it is assumed that you have the ability to load the kiln and know how to work in our studios safely. We don't have the room to store your glass, neither can we guarantee its safety so please come and collect it as soon as possible after firing.



In store at **Unit 4 St Phillips Central, Albert Road, St Phillips, Bristol BS2 0XJ**

Copper foiling courses

Learn the art of copper foiling and create your own masterpiece. All techniques are covered from cutting glass, foiling and soldering to produce beautiful lamps, decorations, suncatchers and more.



Let's get started!

We have a range of courses available for beginners including taster days and weekends, where you can make a variety of copper foiled objects from terrariums to tiffany lamps.

Home & garden gifts £99

Do you want to make something decorative for your house or garden? We offer a one-day course making light catchers and hangings using the copper foiling method. You will learn how to cut glass before choosing some from our fantastic range of colours, patterns and textures. You will then be taught the art of copper foiling and soldering to join the glass together to create your finished pieces.



3D copper foiling £99

Use the copper foiling technique to build your own terrarium or decorative box! Learn how to cut your glass to a pattern and assemble a complex 3D shape. You will choose and cut your glass, learn the copper foiling techniques and how to solder your foiled pieces together smoothly. If you create a terrarium, you fill it with gravel and a plant that we will provide. If you create a decorative box, you will learn how to solder a hinged panel.



Copper foiled Christmas decorations £99

Get creative with mulled wine and mince pies on tap for a festive day out and a taster of the world of glass art. Suitable for beginners but also popular for those with experience! Choose from our templates or design your own to create a variety of beautiful copper foiled glass Christmas decorations. **Seasonal, this course only runs in the Winter months.**



Tiffany lamp in a weekend £265

Come along and make a unique 6 sided Tiffany Lamp under the expert tuition of a professional glass artist. You will draw up your design, choose and cut your glass, learn copper foiling techniques and how to solder your foiled pieces together smoothly. You will assemble the six sides of your lamp and then fit it to a table lamp base that we will provide. You will complete the lamp, ready to take home and show off!



Looking to continue your copper foiling work at home?



We sell a great range of starter kits including everything you need to begin making copper foiled projects. Pop in store, give us a call on **0117 958 8820** or go to **www.creativeglassguild.co.uk** for more information.



In store at Unit 4 St Phillips Central, Albert Road, St Phillips, Bristol BS2 0XJ



Online at **www.creativeglassguild.co.uk**



On the phone **0117 958 8820**

Stained glass courses

Learn the traditional art of stained glass and create your own masterpiece. All techniques are covered from cutting, leading, soldering, cementing & polishing to produce beautiful mirrors, windows and more.



Let's get started!

We have a range of courses available for beginners including taster days and weekends, where you can make a variety of stained glass objects including mirrors and light-catchers.

Stained glass taster day £99

If you are a beginner in glass-working and want to get a real taste for the craft behind stained glass windows and mirrors, then this is the course for you. You will choose your glass and learn how to cut it to a pattern. You will then be taught how to cut and place your lead came, solder, cement and polish it. You will complete a stained glass mirror to take home. **Stand not included.**



Stained glass weekend £198

This course offers a more in-depth look at making a stained glass panel, working on more detailed designs. Learn how to make a stained glass mirror or panel from scratch. The skills taught include cutting glass to a pattern, leading, soldering, cementing and polishing. Start a new hobby and begin making your own stained glass windows and gifts. **Stand not included.**



Summer school week £295

A week long Summer school (Mon-Fri) offering improves an opportunity to build a stained glass panel from scratch. Learn the traditional process and develop your core skills which can be used as a springboard to approach further creative stained glass projects after the course. You will be taken step by step through the making process of a leaded panel and also have the chance to experiment creatively with other techniques such as sandblasting, kiln fired glass, paints, stains, enamels and fusing. **Materials and lunch not included.**



In store at Unit 4 St Phillips Central, Albert Road, St Phillips, Bristol BS2 0XJ



Online at www.creativeglassguild.co.uk



On the phone 0117 958 8820



An exciting next step

We have a range of courses allowing you to take your stained glass to the next level.


Stained glass with fusing weekend £225

On this combined course you will design and make a stained glass panel incorporating individually designed fused glass elements. You will design your panel and make your fused pieces which will be fired overnight, and on the second day you will learn the traditional stained glass process and build your piece. This is a great next step for students who have already tried stained glass or fusing.



Four day advanced stained glass £299

For glassmakers looking to improve their skills and eradicate bad habits. Bring your own measurements and design ideas and build your own bespoke panel over two consecutive weekends or four weekdays. Your design and measurements must be approved beforehand. **Materials not included.**



Looking to continue your stained glass work at home?



We sell a great range of starter kits including everything you need to begin making stained glass projects. Pop in store, give us a call on **0117 958 8820** or go to www.creativeglassguild.co.uk for more information.

Lampworking courses

Lampworking involves using a torch to melt glass which is then formed and shaped with tools into beautiful beads or sculptures. Discover this fascinating process of manipulating glass in the flame.



Let's get started!

We have a range of courses available for beginners including taster days, where you can make beautiful glass beads or embellishments.

Lampwork bead making taster day £125

Get started making your own glass beads. You will learn how to melt glass rods in a flame to form a basic bead before progressing onto various patterns and embellishments, such as dots, flowers, bubbles and hearts. You will add detail and texture using frit and various tools.




Create your own Christmas icicles £69

Melt borosilicate glass in a flame to create your own lampworked Christmas icicle hangings! Learn the basics of how to handle and work with this type of glass, which is harder and stronger than other types of glass making it ideal for ensuring the longevity of delicate decorations such as these. As well as learning about the safe ways to use the glass you will learn how to make a selection of designs for your icicles.



Embellishments by flame £125

Always wanted to add detail to your fused glasswork that you can't achieve with sheet glass alone? Discover how to manipulate glass rods in the flame to make a range of exciting embellishments such as stringers, twisties, millefiori and organic shapes that you can use in your fused glass artworks. Please note that you do not make a fused piece on this course, the focus is on the lampworked embellishments.



An exciting next step

Enabling you to take your lampworking skills to the next level.

Beadimals! Create your own lampwork animals £125

Come and try your hand at making all sorts of different animals that come out of the kiln complete with their own personalities! These pieces make great gifts as ornaments or keepsakes. These could include fish, pigs, elephants, mice, ladybirds, cows, ducks and more! You must have some experience or have attended the beginners class.



Looking to continue your lampworking at home?



We sell a bead making starter kit and torch work safety glasses, so you can make beads, marbles and small 3-D glass objects. Pop in store, give us a call on **0117 958 8820** or go to **www.creativeglassguild.co.uk** for more information.



In store at Unit 4 St Phillips Central, Albert Road, St Phillips, Bristol BS2 0XJ



Online at **www.creativeglassguild.co.uk**



On the phone **0117 958 8820**

Glass painting courses

Discover the traditional methods of glass painting, from basic techniques to skills for restoration.



Let's get started!

We have a range of courses available for beginners including taster days and weekends, where you can create beautiful works of art!

Art of stained glass painting taster day £99

We offer this technique-based glass painting course for those who wish to learn the correct ways to use traditional stained glass painting tools and materials to achieve the best results. You will learn how to mix paints, which brushes to use, how to trace, matt and shade your design and how to fire the paint and silver stain on to the glass.



Art of stained glass painting weekend £199

This weekend course is designed for those who wish to add a new dimension to their stained glasswork. It is a technique based course that teaches the correct way to use your traditional stained glass painting tools and materials to achieve the best results. Students will learn how to mix paints, which brushes to use, how to trace, matt and shade a design and how to fire paint and silver stain on to glass.



Glass painting: A personal approach through play and experimentation £199

This new course is suitable for beginners and those with some experience. It will cover the core principles of mixing glass paint, trace painting, shading and firing with your tutor Stuart running practical demonstrations along the way.

The emphasis will be on finding your own way of working through play and experimentation and students will be encouraged to think outside the box, making samples using a broad range of methods which will include hand rendering, stencil, sgraffito and printing amongst others.



In store at Unit 4 St Phillips Central, Albert Road, St Phillips, Bristol BS2 0XJ



One to one courses

A fantastic opportunity to get the tutor attention and advice you need, whether you are a beginner in your chosen practice or developing your existing skills.



Glass fusing From £325

A one-to-one course exploring techniques of melting glass in a kiln to produce a range of fused glass items.



Stained glass From £325

A one-to-one course in the traditional stained glass process. You will design and create a completed stained glass panel.



Restoring stained glass From £325

The opportunity to learn the fundamentals of restoring stained glass and learning the core skills for making leaded windows.



Lampwork bead-making From £325

A one-to-one course in lampwork bead-making. You will design and create a selection of beads and lampworked creations.



Team building courses

We offer bespoke team-building workshops to businesses who would like to offer their staff a creative day away from the office. Call us on **0117 958 8820** for more information.



Online at www.creativeglassguild.co.uk



On the phone **0117 958 8820**



Your one stop shop for art glass supplies, creative courses and technical advice

- Stained glass
- System 96 fusing glass
- Courses
- Tools and machinery
- Kilns
- Studio space, kiln and sandblaster hire



Online at www.creativeglassguild.co.uk



On the phone 0117 958 8820



In store at Unit 4 St Phillips Central, Albert Road, St Phillips, Bristol BS2 0XJ